



US00D863720S

(12) **United States Design Patent**  
**Walberg-ONEil**

(10) **Patent No.:** **US D863,720 S**

(45) **Date of Patent:** **\*\* Oct. 22, 2019**

(54) **BEVERAGE PURIFIER**

(71) Applicant: **Sheila Walberg-ONEil**, Conway, SC  
(US)

(72) Inventor: **Sheila Walberg-ONEil**, Conway, SC  
(US)

(\*\*) Term: **15 Years**

(21) Appl. No.: **29/617,381**

(22) Filed: **Sep. 13, 2017**

**Related U.S. Application Data**

(63) Continuation-in-part of application No. 15/010,823,  
filed on Jan. 29, 2016, now abandoned.

(51) **LOC (12) Cl.** ..... **01-01**

(52) **U.S. Cl.**  
USPC ..... **D1/199; D23/207**

(58) **Field of Classification Search**  
USPC ..... D1/100–130, 199; 426/77–81, 83, 394;  
D9/703, 706–710, 713; D7/396.2, 400;  
99/279, 316; D23/366–368, 207–209;  
D20/31; D32/59; D21/698  
CPC ..... B65D 85/8043; B65D 85/808; B65D  
85/8046; B65D 85/812; A47G 19/16  
See application file for complete search history.

(56) **References Cited**

**U.S. PATENT DOCUMENTS**

3,473,650 A \* 10/1969 Roderick ..... B65D 83/06  
206/525  
4,229,481 A \* 10/1980 Fornari ..... A47J 31/20  
206/0.5

4,560,475 A \* 12/1985 Kataoka ..... B65D 85/8043  
210/249  
H1228 H \* 9/1993 Doering ..... 424/435  
D587,426 S \* 3/2009 Stuart ..... D1/102  
D619,478 S \* 7/2010 Drewnowski ..... D9/707  
8,690,431 B2 \* 4/2014 Hughes ..... B65D 75/5844  
383/200  
D773,313 S \* 12/2016 Singer ..... D9/710  
D779,598 S \* 2/2017 Corley ..... D21/662  
9,630,761 B2 \* 4/2017 Willey ..... B65D 75/5833  
D786,527 S \* 5/2017 Segaram ..... D1/199  
D794,141 S \* 8/2017 Corley ..... D21/662  
9,902,541 B2 \* 2/2018 Cheema ..... B65D 75/26

\* cited by examiner

*Primary Examiner* — Katie Jane Stofko

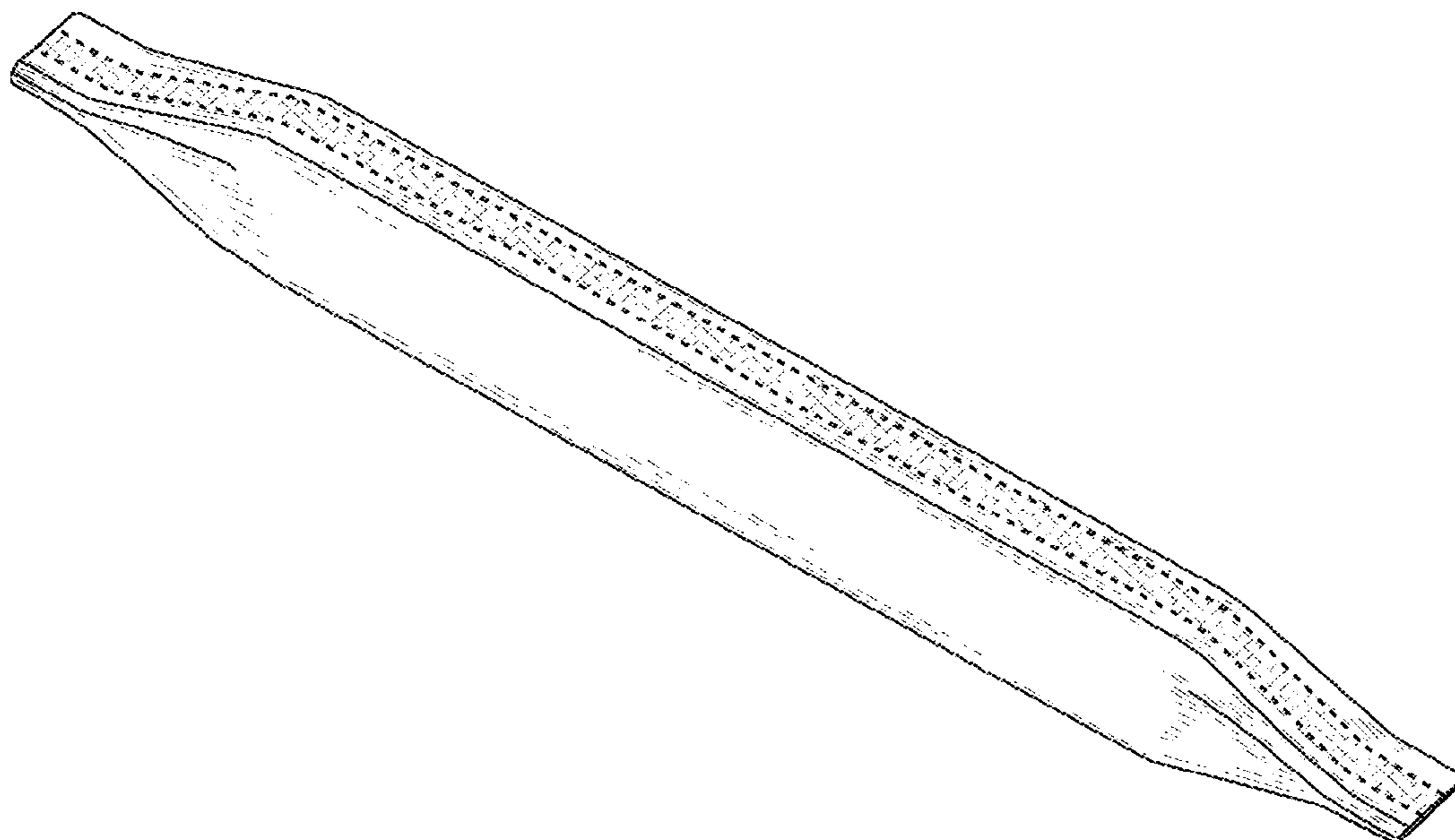
(57) **CLAIM**

The ornamental design for a beverage purifier, as shown and described.

**DESCRIPTION**

FIG. 1 is a perspective view of a beverage purifier;  
FIG. 2 is a front elevational view thereof;  
FIG. 3 is a rear elevational view thereof;  
FIG. 4 is a right side elevational view thereof;  
FIG. 5 is a left side elevational view thereof;  
FIG. 6 is a top plan view thereof; and,  
FIG. 7 is a bottom plan view thereof.  
The broken lines in the drawings illustrate portions of the  
beverage purifier that form no part of the claimed design.

**1 Claim, 7 Drawing Sheets**



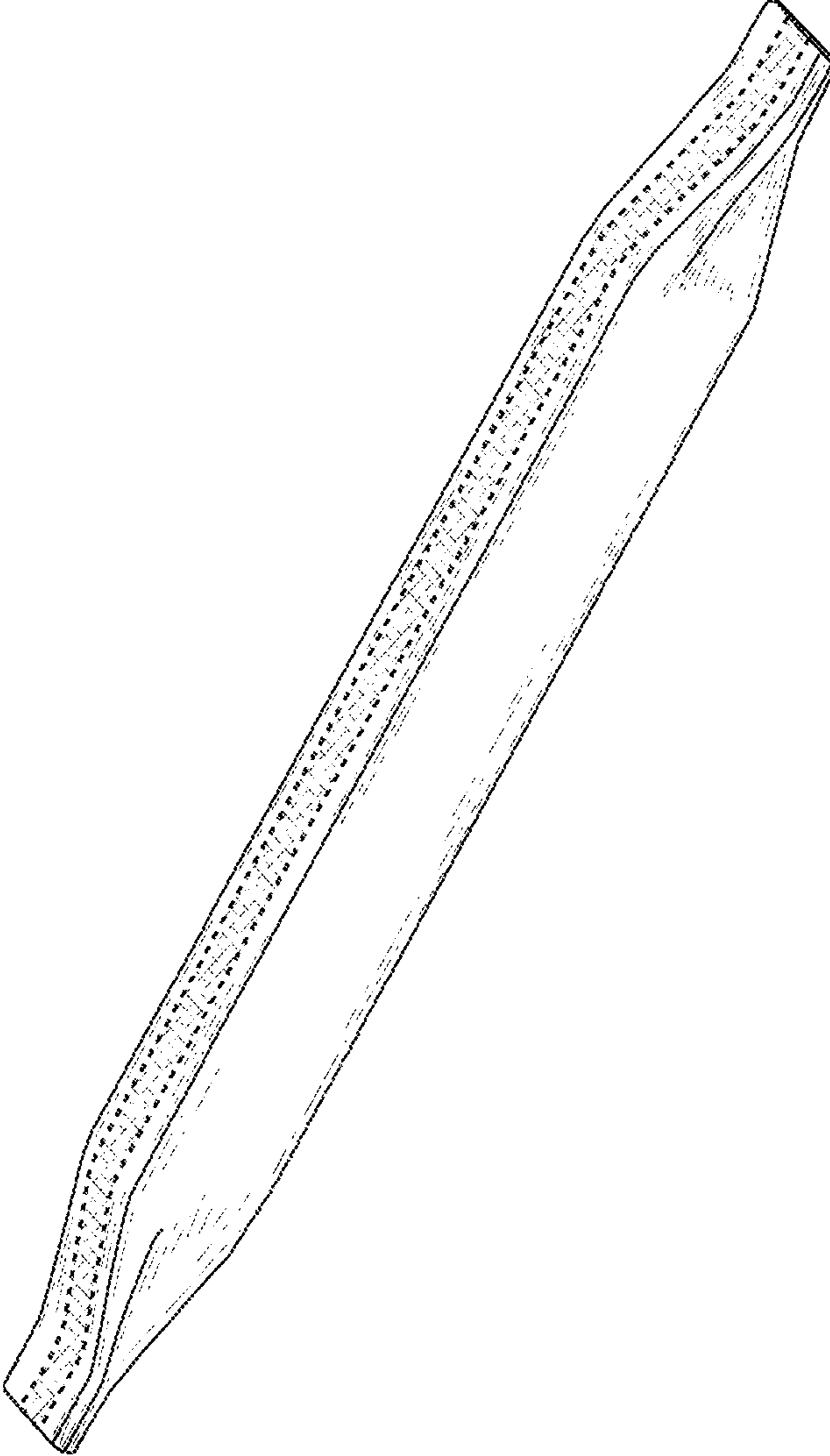


FIG. 1



FIG. 2




FIG. 3

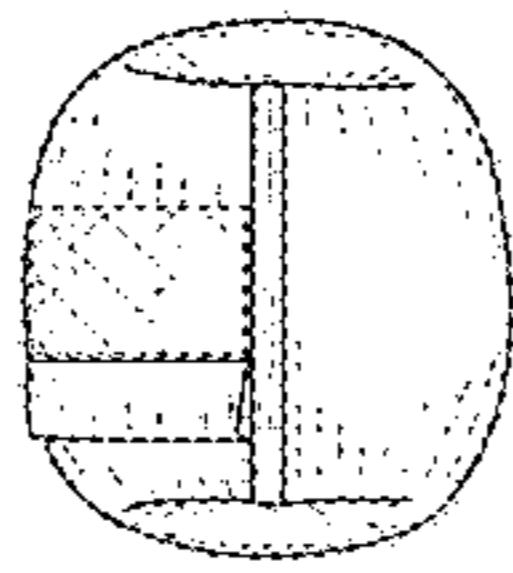


FIG. 4

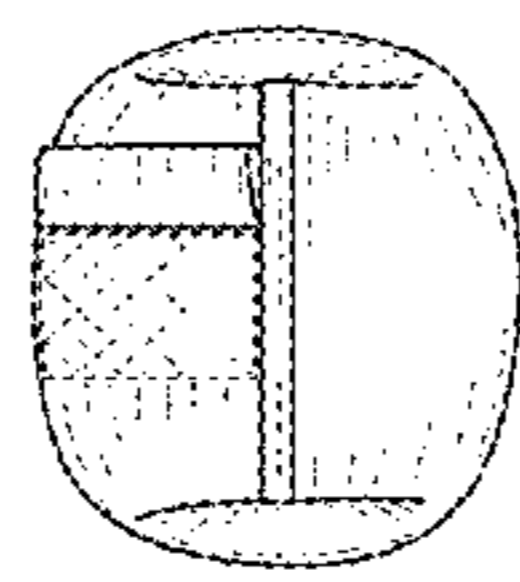


FIG. 5




FIG. 6




FIG. 7