



US00D863718S

(12) **United States Design Patent**  
**Albuja Cuadrado et al.**

(10) **Patent No.:** **US D863,718 S**  
(45) **Date of Patent:** **\*\* Oct. 22, 2019**

(54) <b>PET TREAT</b>	D515,275 S * 2/2006 Leiweke ..... D1/125
	D517,774 S * 3/2006 Jia ..... D1/121
(71) Applicant: <b>Société des Produits Nestlé S.A.,</b> Vevey (CH)	D532,583 S * 11/2006 Townsend ..... D1/122
	D534,706 S * 1/2007 Cuadrado ..... D1/125
	7,383,670 B1 * 6/2008 Meyers ..... E04F 13/081 156/71
(72) Inventors: <b>Mario Guillermo Albuja Cuadrado,</b> St. Louis, MO (US); <b>Michael Leiweke,</b> St. Louis, MO (US)	D586,534 S * 2/2009 Oelsner ..... D1/112
	D603,134 S * 11/2009 Powell ..... D1/199
	D658,847 S * 5/2012 Wylie ..... D1/125
	D721,218 S * 1/2015 Rogers ..... D1/125
(73) Assignee: <b>Société des Produits Nestlé S.A.,</b> Vevey (CH)	D789,651 S * 6/2017 Wilson ..... D1/125
	2011/0052661 A1 * 3/2011 Weiss ..... A61D 5/00 424/442

(\*\*) Term: **15 Years**

\* cited by examiner

(21) Appl. No.: **29/653,382**

*Primary Examiner* — Katie Jane Stofko

(22) Filed: **Jun. 14, 2018**

(74) *Attorney, Agent, or Firm* — Finnegan, Henderson,  
Farabow, Garrett & Dunner LLP

(51) **LOC (12) Cl.** ..... **01-01**

(52) **U.S. Cl.**  
USPC ..... **D1/125**

(58) **Field of Classification Search**  
USPC ..... D1/100–130, 199; 426/5, 76, 87, 92, 94,  
426/95, 99, 101, 103, 104, 108, 134,  
426/138–139, 143, 144, 279, 282, 283,  
426/391, 514, 549, 559, 560, 660, 808;  
D9/439; 521/50; 251/364; 220/574;  
D8/8, 38, 40, 83; D21/487; D24/130;  
D23/266; D15/139

CPC ..... A23G 3/50; A23G 3/54; A23J 3/26; A23L  
1/0067

See application file for complete search history.

(56) **References Cited**

**U.S. PATENT DOCUMENTS**

D10,882 S * 10/1878 Mills ..... D1/125
D478,705 S * 8/2003 Dahl ..... A23K 40/20 D1/125

(57) **CLAIM**

The ornamental design for a pet treat, as shown and described.

**DESCRIPTION**

FIG. 1 is a top front, right perspective view of a pet treat showing our new design;

FIG. 2 is a front elevation view thereof;

FIG. 3 is a rear elevation view thereof;

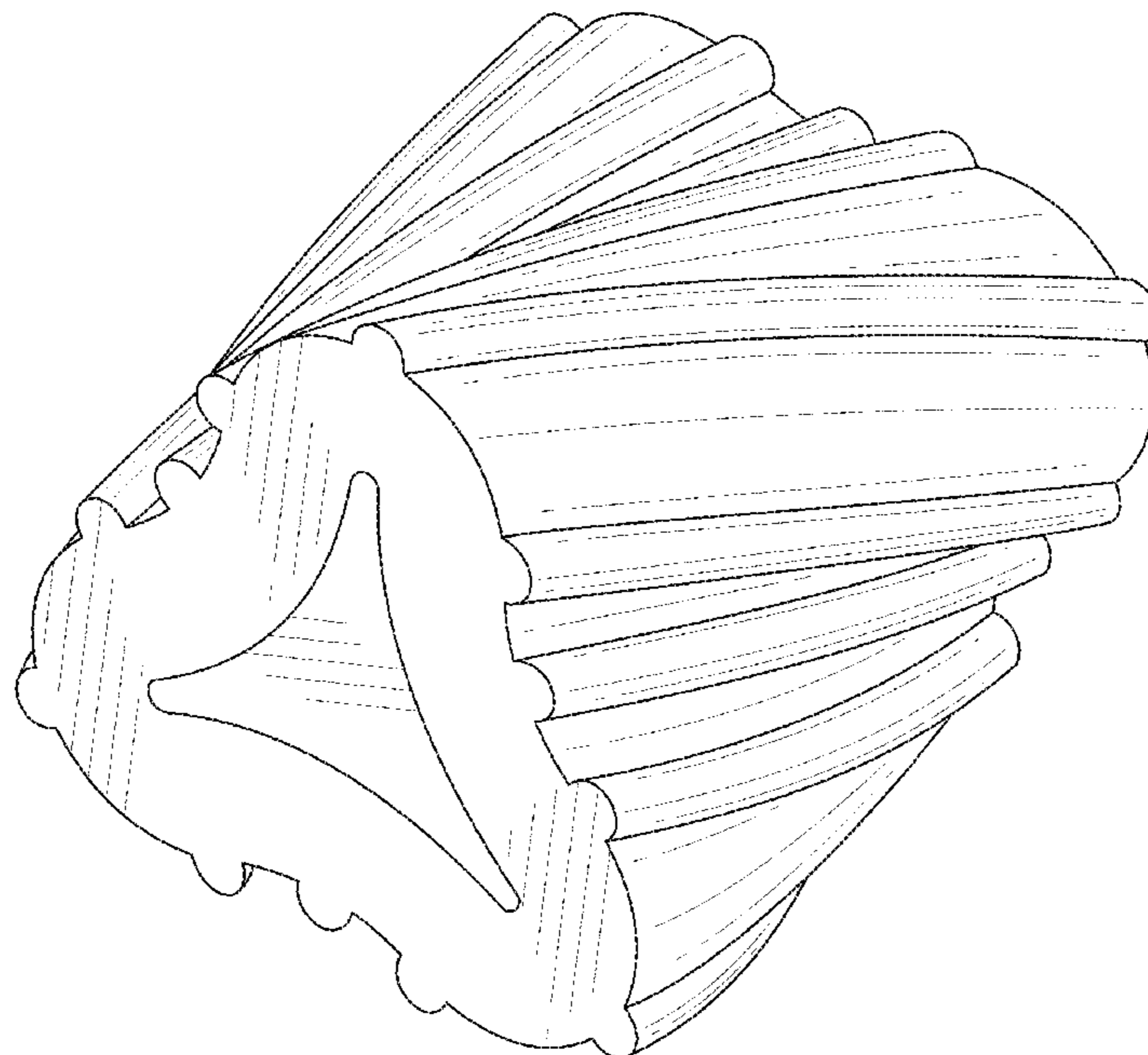
FIG. 4 is a left side view thereof;

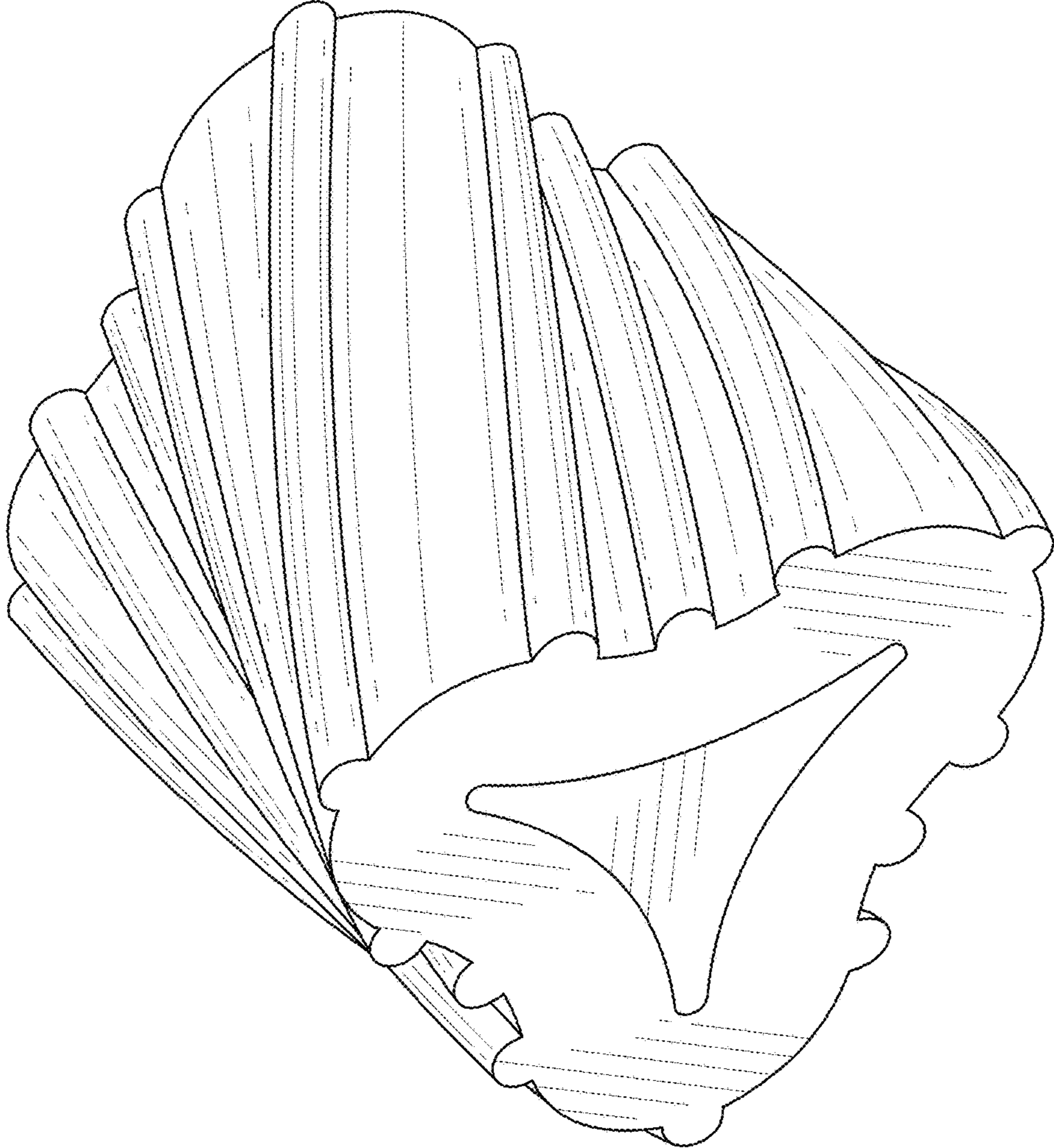
FIG. 5 is a right side view thereof;

FIG. 6 is a top plan view thereof; and,

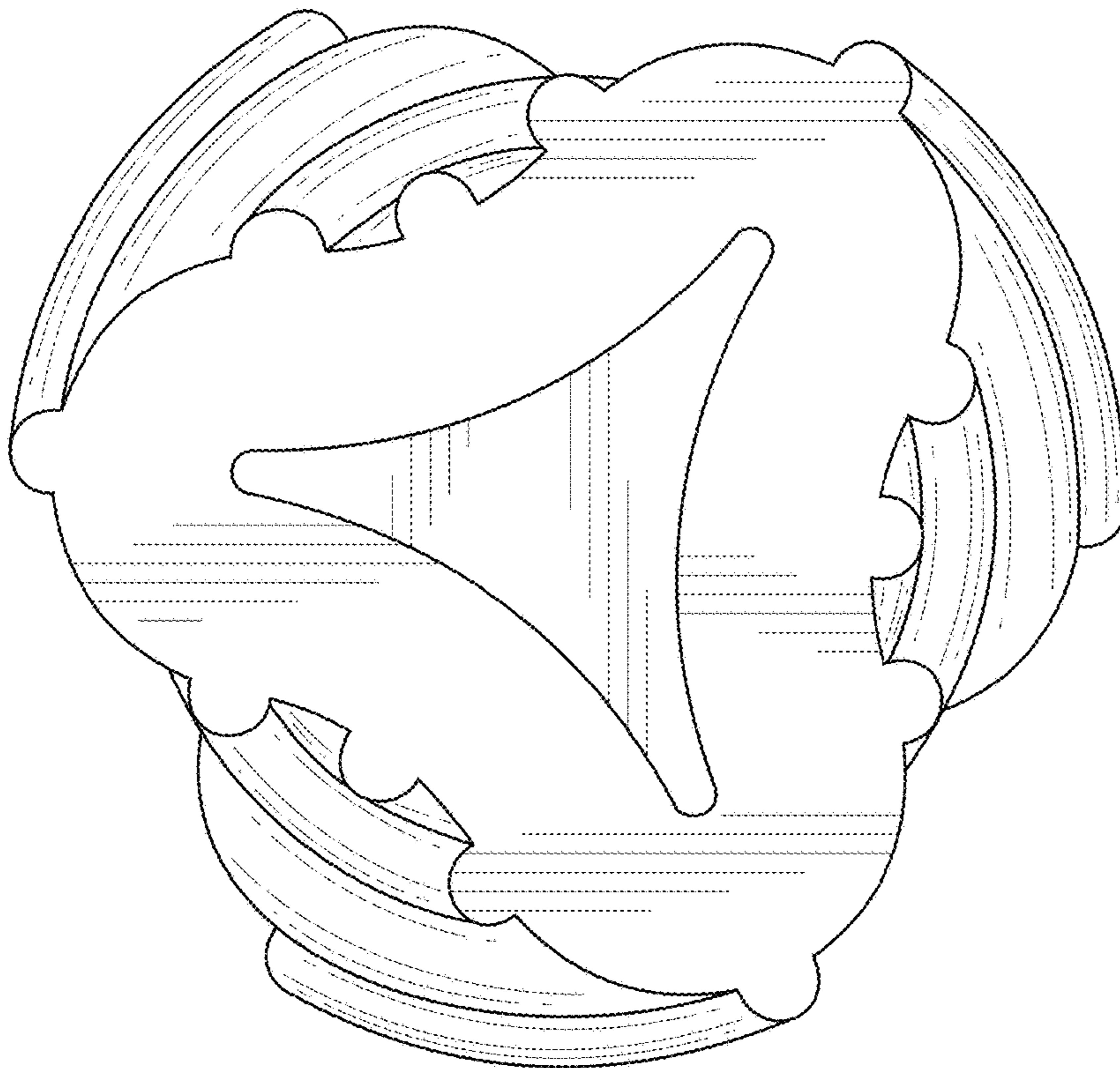
FIG. 7 is a bottom plan view thereof.

**1 Claim, 7 Drawing Sheets**

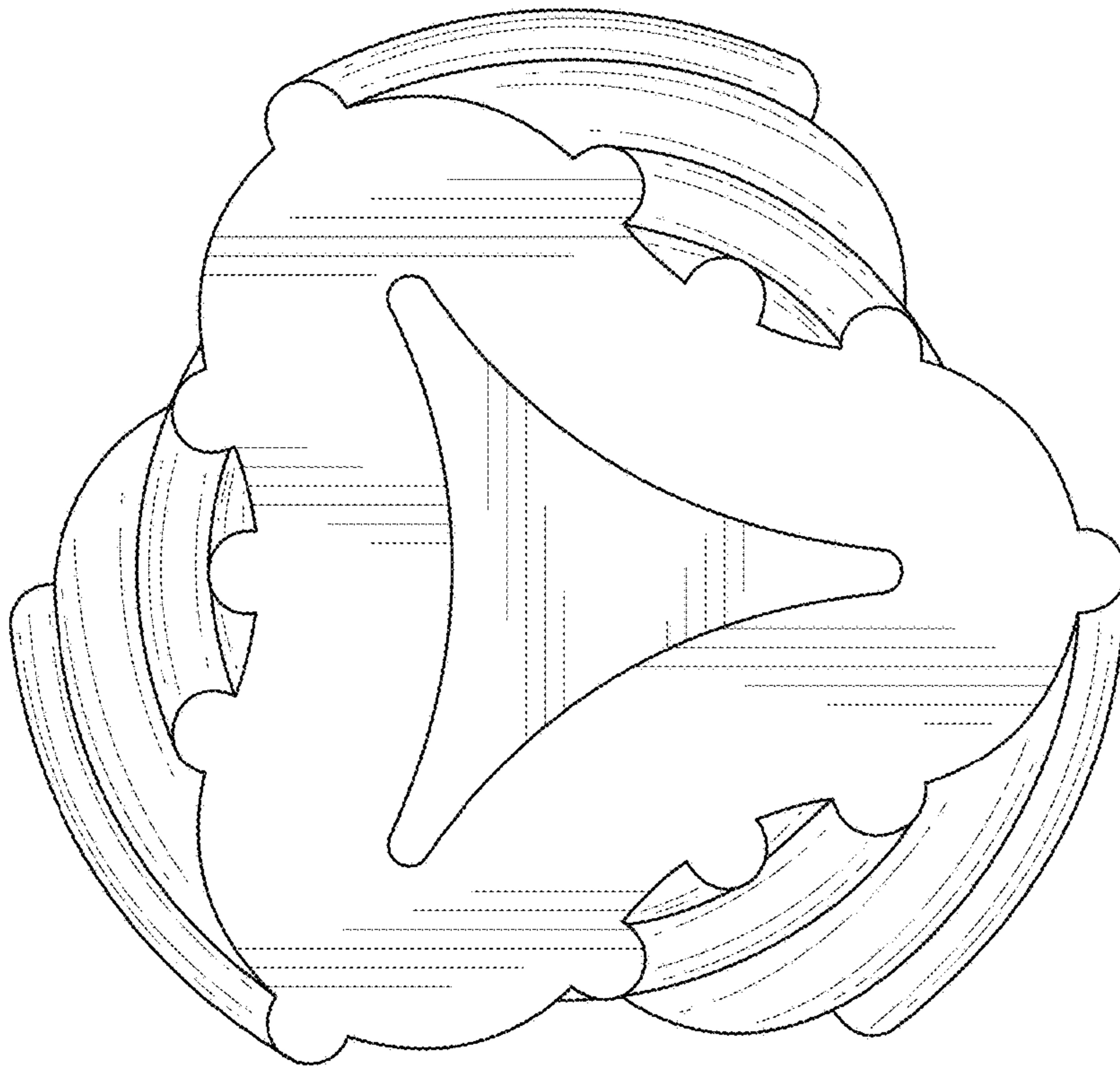




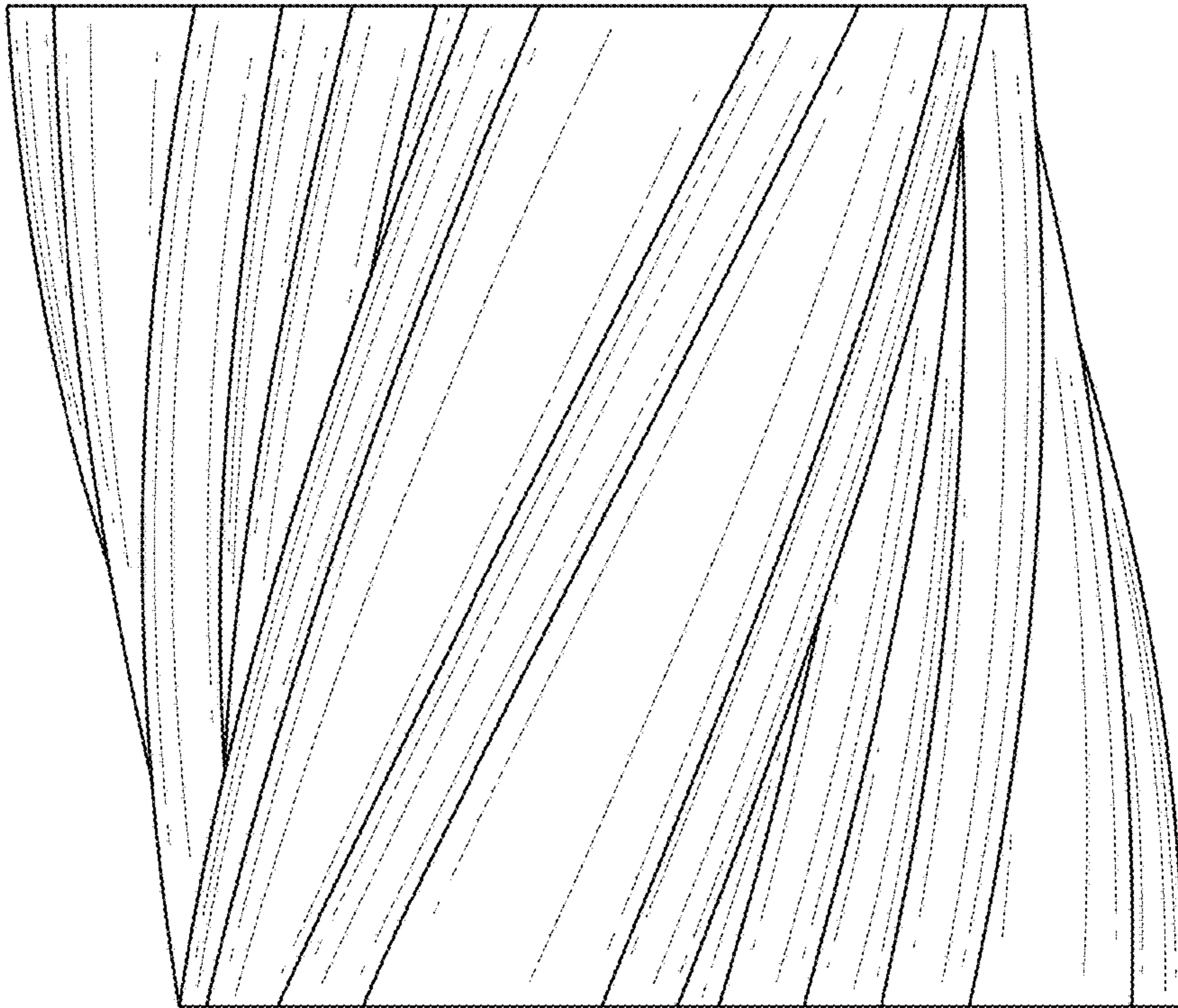
**FIG. 1**




**FIG. 2**




**FIG. 3**




**FIG. 4**



**FIG. 5**



**FIG. 6**



**FIG. 7**