



US00D863717S

(12) **United States Design Patent** (10) **Patent No.:** **US D863,717 S**  
**Mallas** (45) **Date of Patent:** **\*\* Oct. 22, 2019**

(54) **DESSERT FOOD ITEM**  
(71) Applicant: **Iraklis Mallas**, Bartow, FL (US)  
(72) Inventor: **Iraklis Mallas**, Bartow, FL (US)  
(\*\*) Term: **15 Years**  
(21) Appl. No.: **29/642,579**  
(22) Filed: **Mar. 30, 2018**  
(51) **LOC (12) Cl.** ..... **01-01**  
(52) **U.S. Cl.**  
USPC ..... **D1/122**  
(58) **Field of Classification Search**  
USPC ..... D1/100–130, 199; 426/5, 76, 87, 92, 94,  
426/95, 99, 101, 103, 104, 108, 134,  
426/138–139, 143, 144, 279, 282, 283,  
426/391, 514, 549, 559, 560, 660, 808;  
D9/439, 553, 669; D24/130; D6/597,  
D6/598, 601; D21/488–490, 493, 680;  
D23/366, 386, 415; 239/44; D8/83;  
D30/160; D7/396.2, 401, 523, 530, 532,  
D7/565  
CPC . A23G 3/50; A23G 3/54; A23G 9/282; A23G  
3/28; A23J 3/26; A23L 1/0067  
See application file for complete search history.

(56) **References Cited**  
**U.S. PATENT DOCUMENTS**  
3,190,755 A \* 6/1965 Peden, Jr. .... A21C 9/08  
426/440  
D209,382 S \* 11/1967 Nardone ..... D23/266

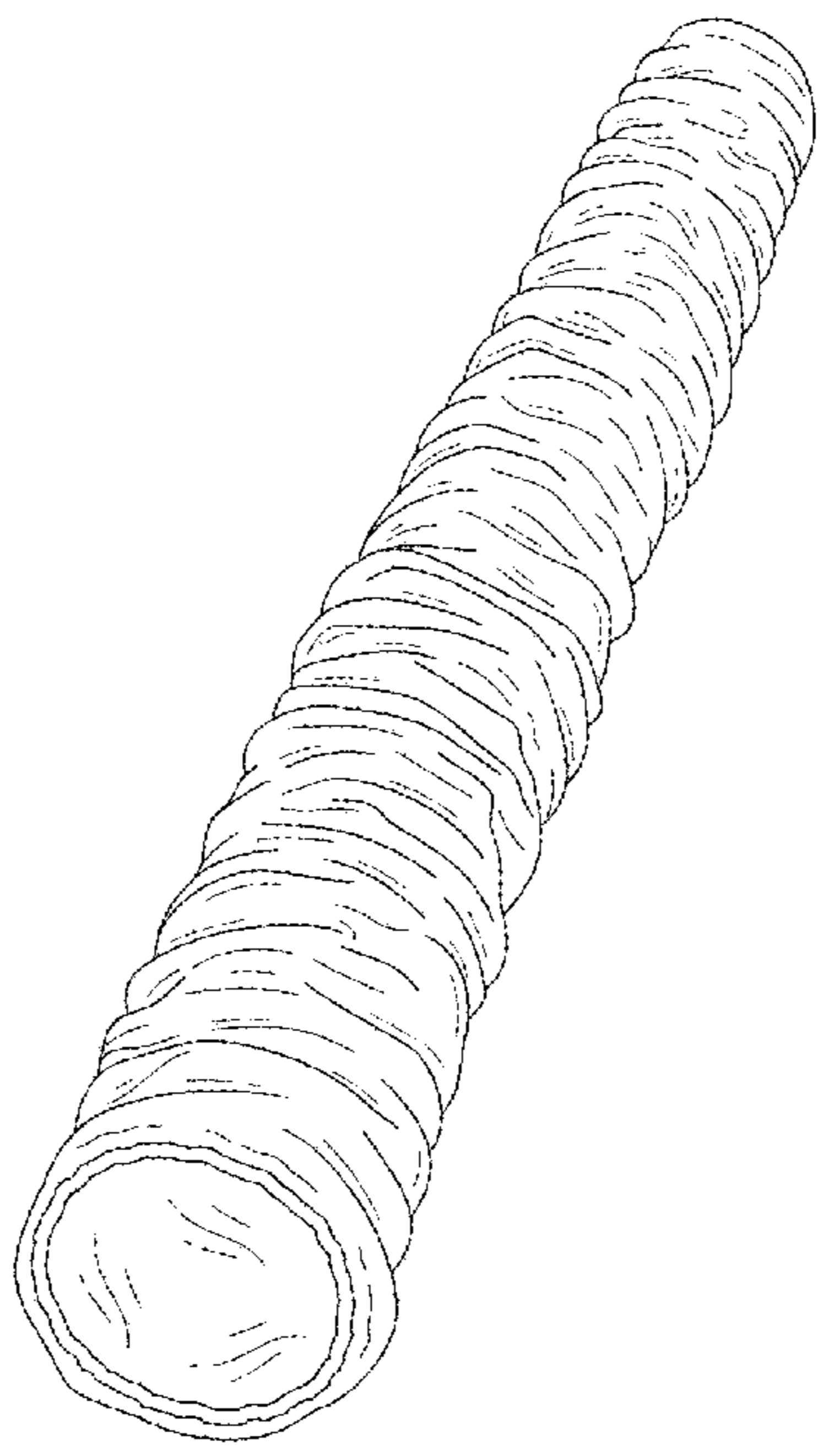
4,591,150 A \* 5/1986 Mosher ..... A63B 21/0004  
482/125  
5,205,803 A \* 4/1993 Zemitis ..... A63B 21/0552  
482/121  
D337,133 S \* 7/1993 Olsen ..... D21/398  
D400,100 S \* 10/1998 Minard ..... D9/434  
D580,257 S \* 11/2008 Squyres ..... D8/349  
D590,568 S \* 4/2009 Crutchfield ..... D34/27  
D597,788 S \* 8/2009 Ellis ..... D7/387  
D731,032 S \* 6/2015 Yang ..... D23/266  
D771,759 S \* 11/2016 Cohen ..... D21/662  
2005/0255148 A1\* 11/2005 Puma ..... A01K 13/003  
424/442  
2006/0188632 A1\* 8/2006 Nie ..... A23K 40/20  
426/549

\* cited by examiner  
*Primary Examiner* — Katie Jane Stofko  
(74) *Attorney, Agent, or Firm* — Matthew G. McKinney,  
Esq.; Allen, Dyer et al.

(57) **CLAIM**  
The ornamental design for a dessert food item, as shown and  
described.

**DESCRIPTION**  
FIG. 1 is a top perspective view of a dessert food item  
showing my new design;  
FIG. 2 is a top view thereof;  
FIG. 3 is a bottom view thereof;  
FIG. 4 is a right side elevational view thereof;  
FIG. 5 is a left side elevational view thereof;  
FIG. 6 is a front view thereof; and,  
FIG. 7 is a rear view thereof.

**1 Claim, 4 Drawing Sheets**



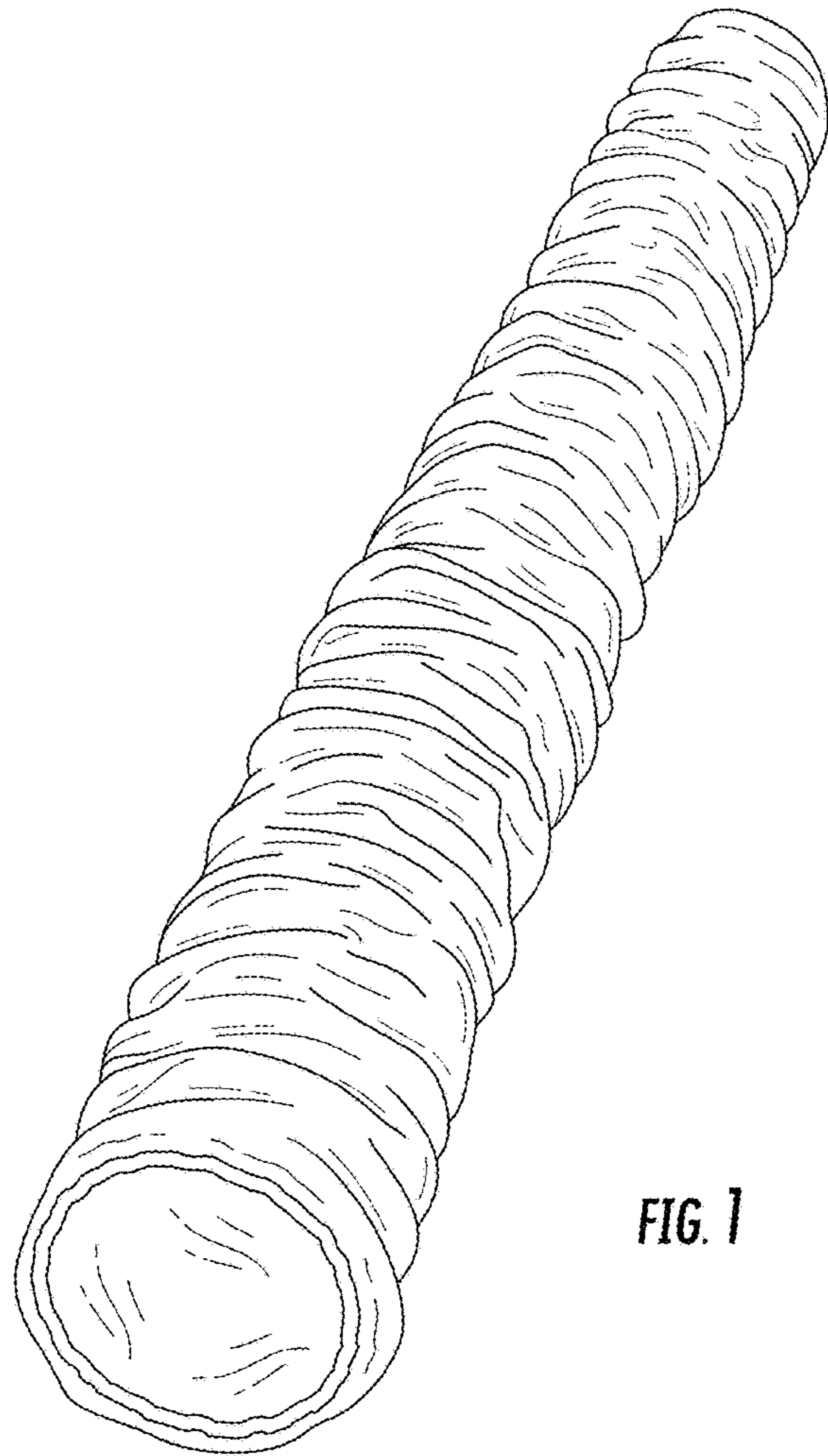


FIG. 1

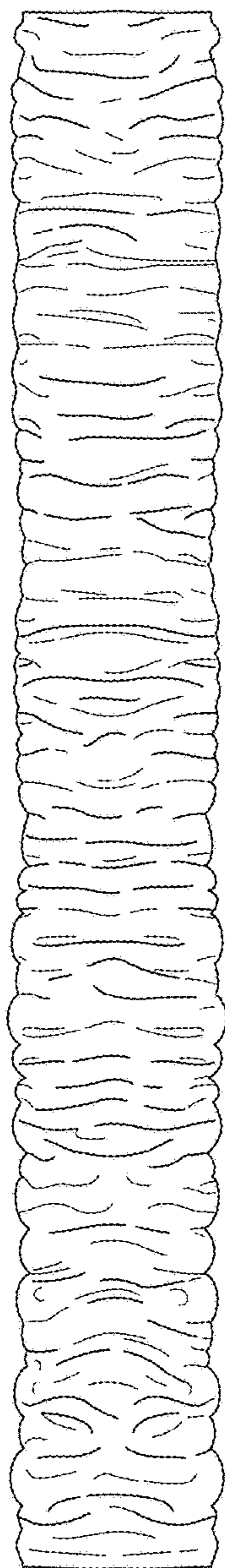


FIG. 2

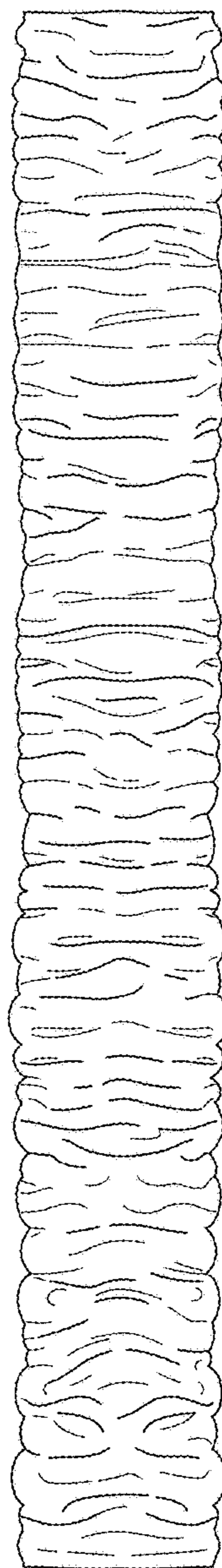


FIG. 3

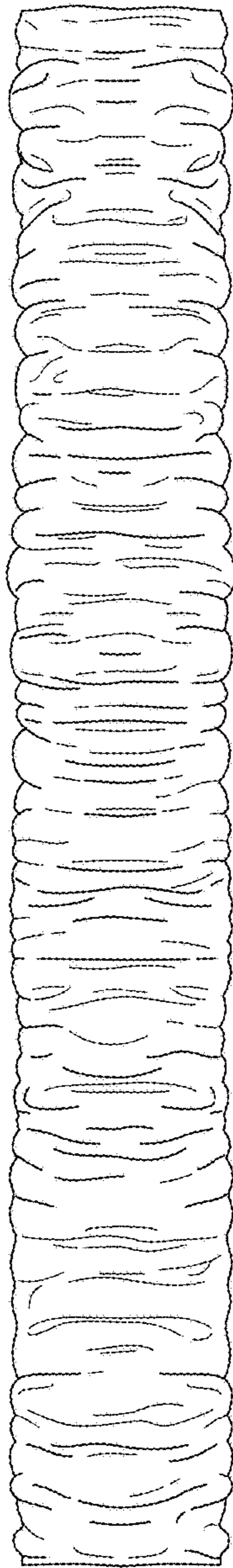


FIG. 4

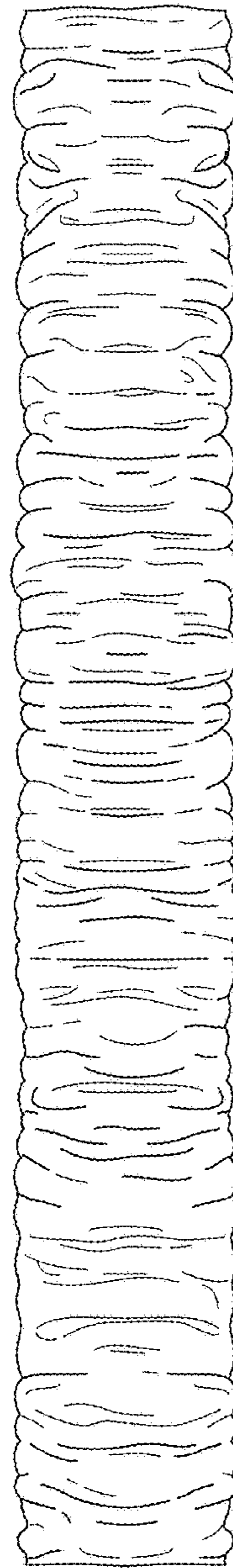
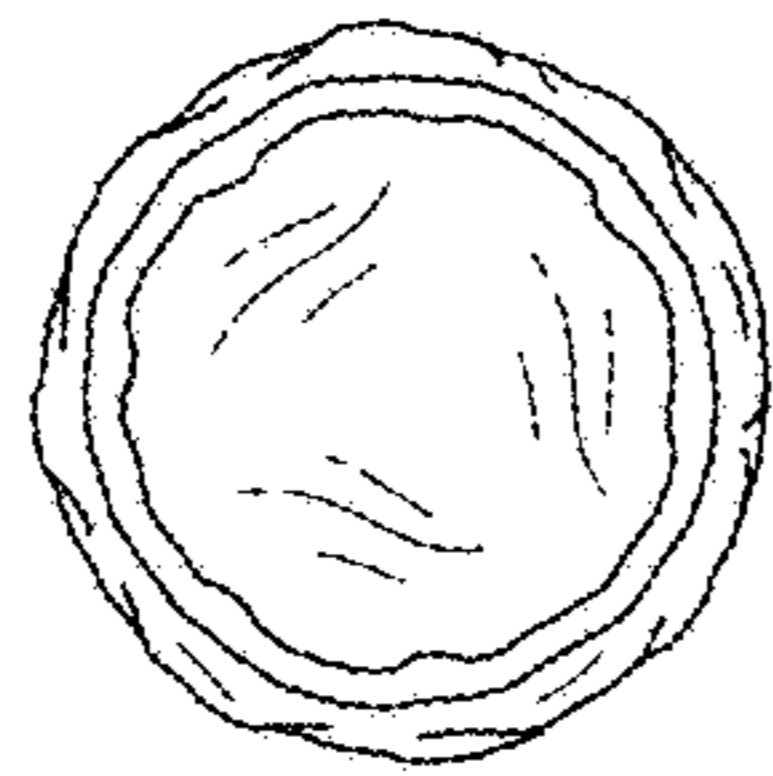
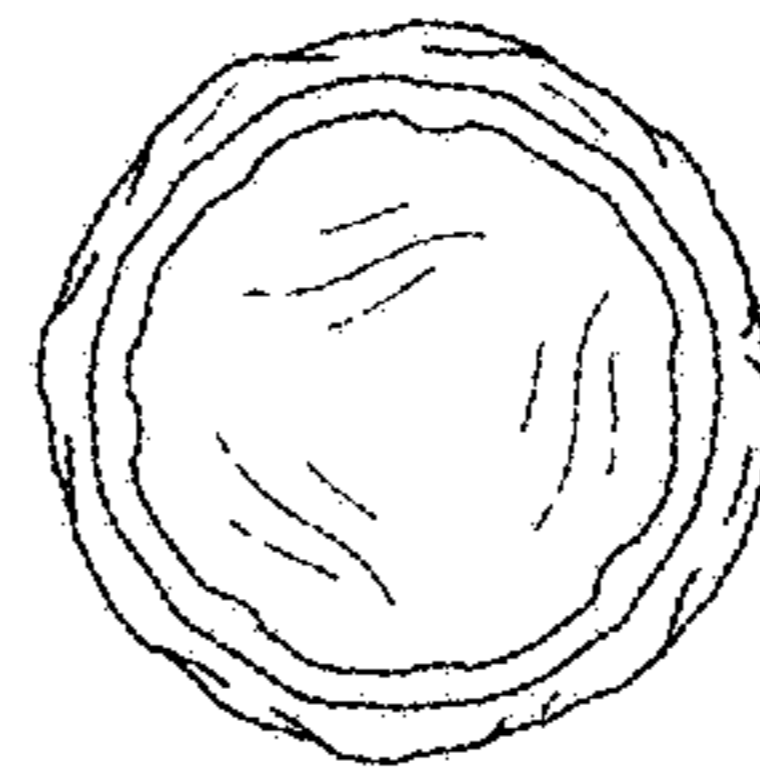


FIG. 5



**FIG. 6**



**FIG. 7**