



US00D863684S

(12) **United States Design Patent** (10) **Patent No.:** **US D863,684 S**
Warren (45) **Date of Patent:** **** Oct. 15, 2019**

(54) **HAIR ACCESSORY ORGANIZER**

- (71) Applicant: **Amy Warren**, Belmont, VT (US)
- (72) Inventor: **Amy Warren**, Belmont, VT (US)
- (**) Term: **15 Years**
- (21) Appl. No.: **29/600,730**
- (22) Filed: **Apr. 14, 2017**
- (51) **LOC (12) Cl.** **28-03**
- (52) **U.S. Cl.**
USPC **D28/73**
- (58) **Field of Classification Search**
USPC D11/165, 168, 132; D28/73, 99; D6/553
CPC A45C 11/00; A45C 11/04; A45D 24/00;
A41D 27/22; A47F 5/00
See application file for complete search history.

(56) **References Cited**

U.S. PATENT DOCUMENTS

2,164,623	A	7/1939	Posner	
2,168,432	A	8/1939	Ordal	
2,283,543	A	5/1942	Draper et al.	
2,436,607	A	2/1948	Rosenthal	
2,495,644	A	1/1950	Rowley	
2,597,601	A	5/1952	Sherman	
2,893,564	A	7/1959	Gearhart	
3,019,910	A	2/1962	Greene	
3,682,216	A	8/1972	Nelson	
3,978,902	A	9/1976	Adkison	
4,826,059	A	5/1989	Bosch et al.	
4,940,250	A	7/1990	Corrado	
D315,654	S *	3/1991	Hummel D6/553
5,031,777	A	7/1991	Knox	
5,117,988	A *	6/1992	Daniels A47G 25/06
				211/113
D335,602	S *	5/1993	Magaard D6/513
5,303,855	A *	4/1994	Veale A47G 25/18
				223/85
5,333,727	A *	8/1994	Hoppe A47F 7/02
				206/486

(Continued)

OTHER PUBLICATIONS

PNY TAIL Hair Organizer, PNYTAILS, retrieved on Nov. 20, 2018, retrieved from the Internet URL: https://www.etsy.com/listing/551990326/pny-tail-hair-organizer-keep-all-your?ga_order=most_relevant&ga_search_type=all&ga_view_type=gallery&ga_search_query=hair+accessory+organizer&ref=sc_gallery-1-1&plkey=d91fb711b2f60baf.*

Primary Examiner — Jennifer Rivard
Assistant Examiner — Alison M Ofstun
(74) *Attorney, Agent, or Firm* — Ladas & Parry LLP

(57) **CLAIM**

I claim the ornamental design for a hair accessory organizer, as shown and described.

DESCRIPTION

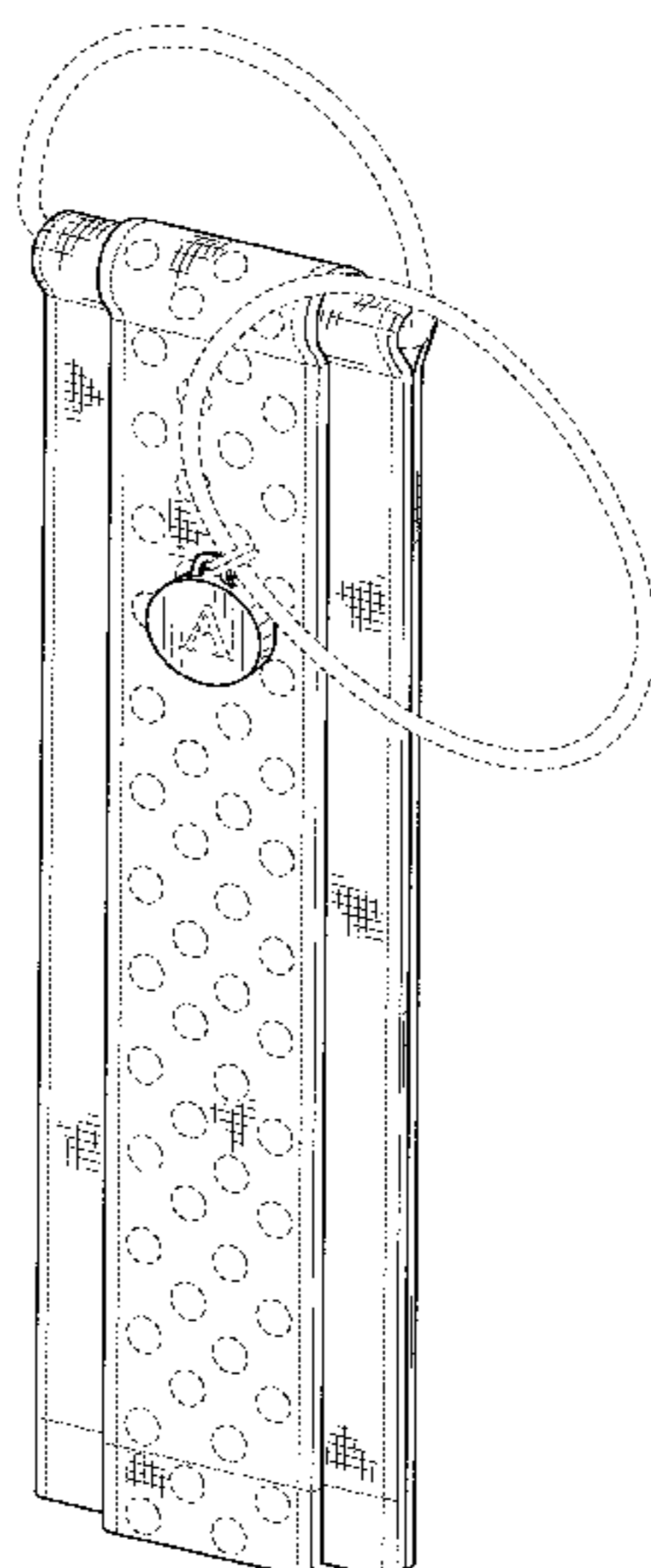
FIG. 1 is a perspective view of a hair accessory organizer, showing my new design;
FIG. 2 is a front view thereof;
FIG. 3 is a rear view thereof;
FIG. 4 is a right side view thereof;
FIG. 5 is a left side view thereof;
FIG. 6 is a top view thereof;
FIG. 7 is a bottom view thereof; and,
FIG. 8 is perspective view thereof, shown in an environment of use.

All broken lines in the drawings represent portions of the article (i.e., the circular pattern on the top surface, the two hoop-like elements, and the “A” shown on the top circular element), or environmental subject matter (i.e., the remaining broken lines shown in FIG. 8), none of which form part of the claimed design.

The shorter spaced broken lines shown vertically and horizontally on the surface of the article also do not form part of the claimed design.

The hatched shading is fragmentarily shown, it being understood that the hatching represents a woven surface and is uniformly continuous across the surface of the article.

1 Claim, 5 Drawing Sheets



(56)

References Cited

U.S. PATENT DOCUMENTS

D353,501	S *	12/1994	Kral	D6/513
5,452,806	A	9/1995	Campas	
5,630,517	A	5/1997	Maznik	
D391,756	S *	3/1998	Home	D3/201
D394,769	S *	6/1998	Flint	D6/513
6,688,316	B1	2/2004	Klug	
D496,581	S *	9/2004	Shaw	D6/514
D558,497	S *	1/2008	Murphy	D6/514
D578,802	S *	10/2008	Russell	D6/682.4
7,481,340	B2 *	1/2009	Murphy	A47G 25/743 211/113
D622,448	S *	8/2010	Whitman	D28/73
7,828,254	B2	11/2010	Stephens-De Alanis	
D659,905	S *	5/2012	Fingerson	D28/73
D659,906	S *	5/2012	Whitman	D28/73
8,978,667	B2	3/2015	Lammon	
9,072,350	B2	7/2015	Groth	
D758,666	S *	6/2016	Carrillo	D28/73
D771,960	S *	11/2016	McDonough	D6/328
D831,380	S *	10/2018	Pierce	D6/553
2003/0070998	A1	4/2003	Bulka	
2005/0258116	A1 *	11/2005	Mandelbaum	A45D 8/00 211/85.2
2010/0155266	A1 *	6/2010	Nicholson	A45C 11/04 206/6.1
2011/0049313	A1	3/2011	Stephens-De Alanis	
2016/0015146	A1	1/2016	Accarrino	

* cited by examiner

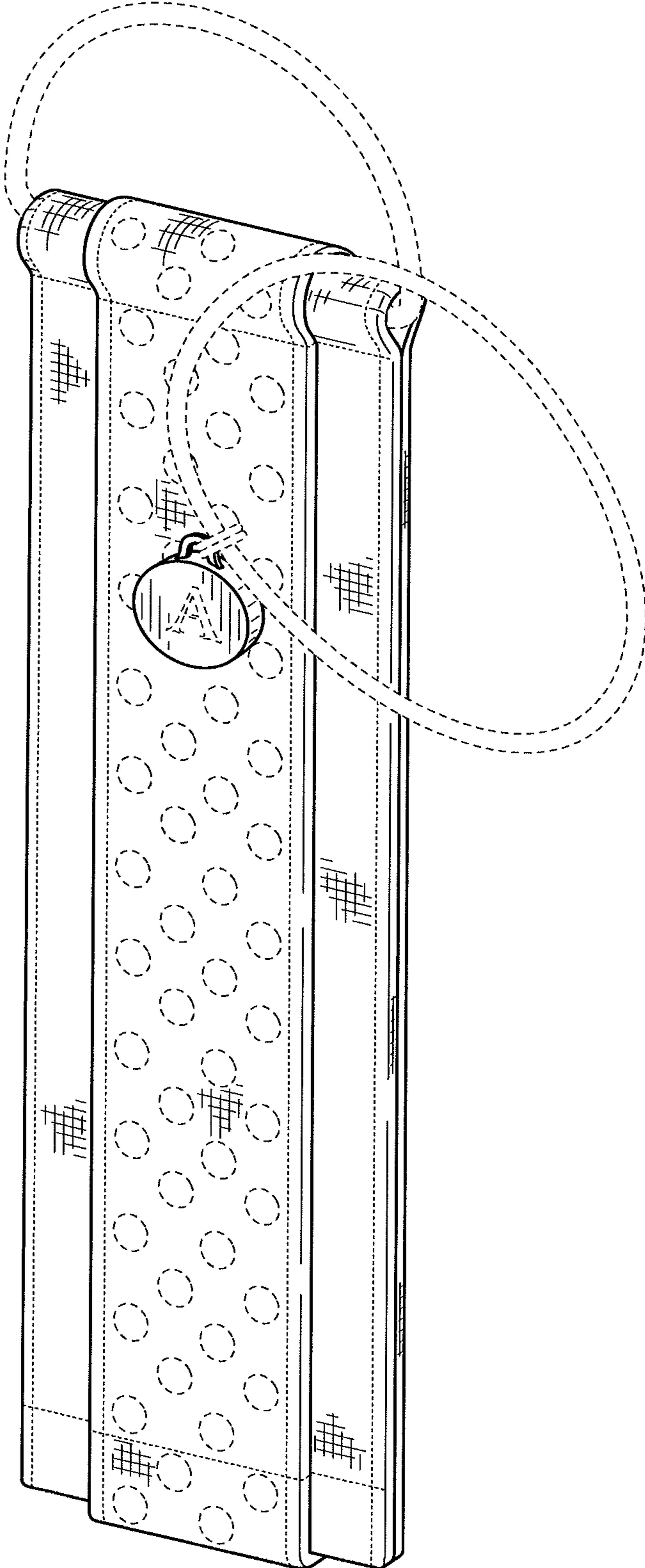


FIG. 1

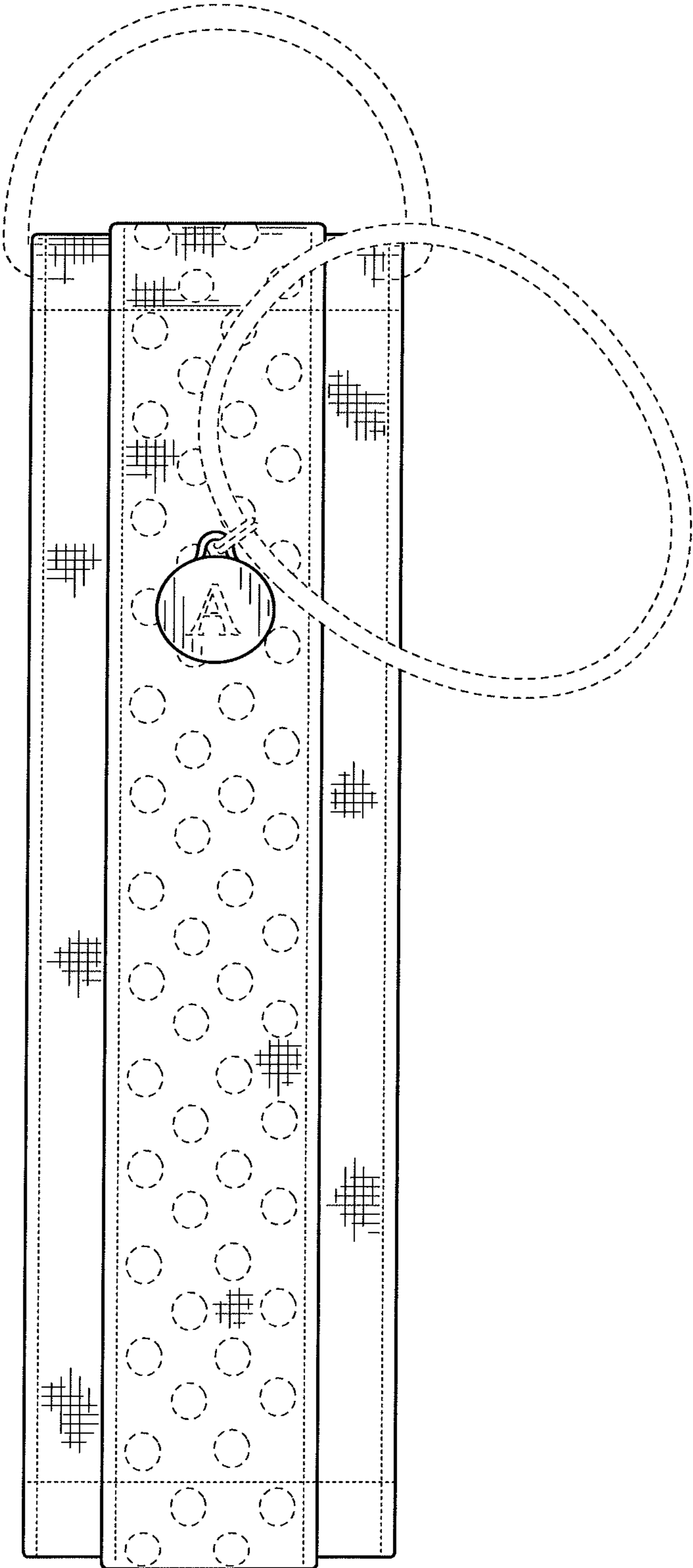


FIG. 2

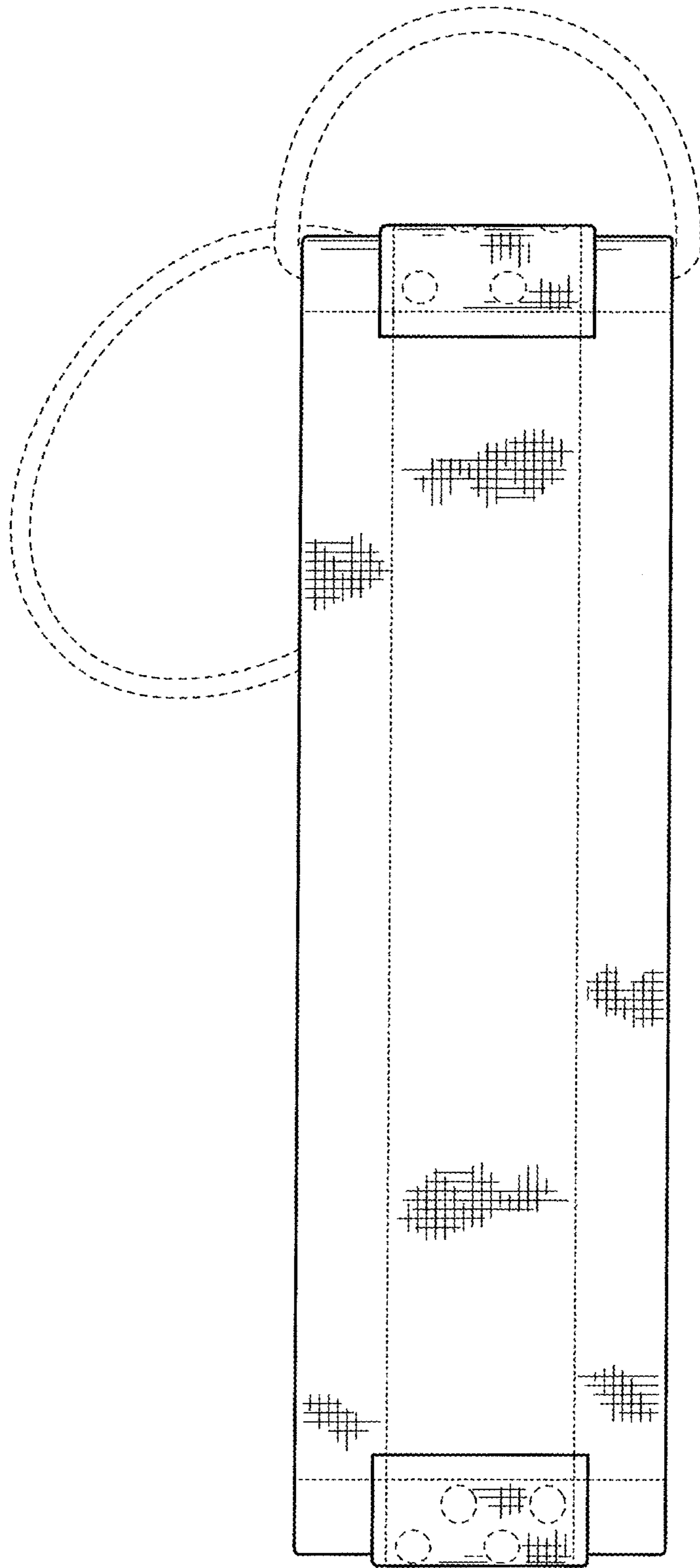


FIG. 3




FIG. 4

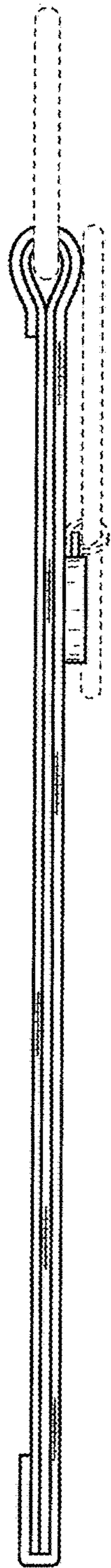


FIG. 5

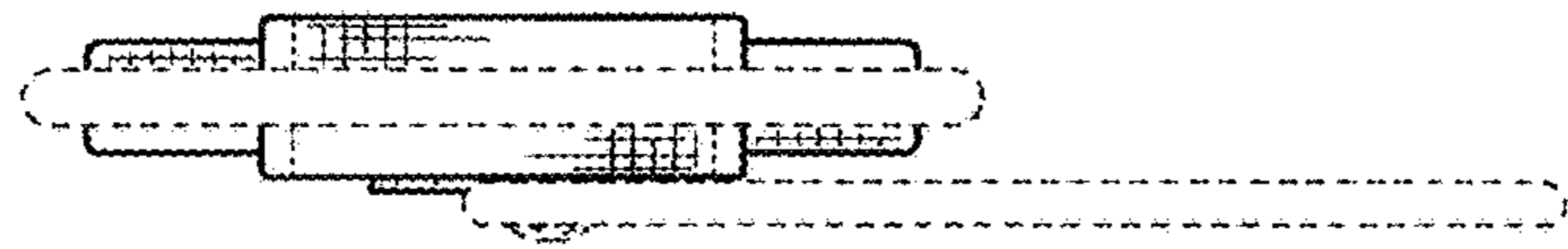


FIG. 6

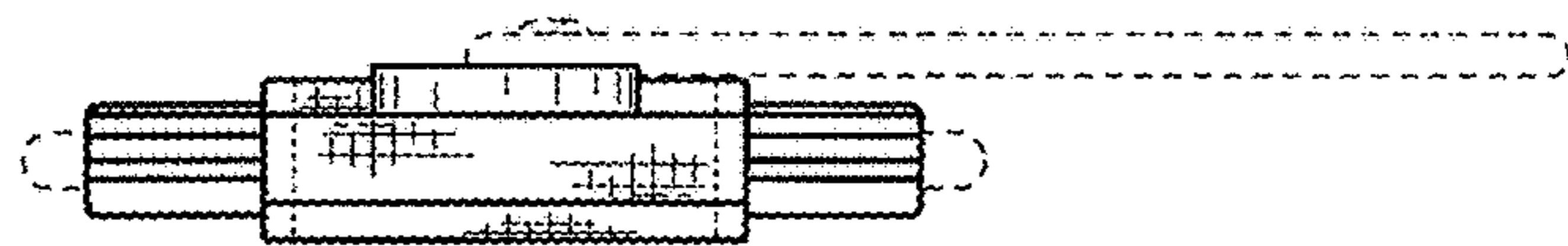


FIG. 7

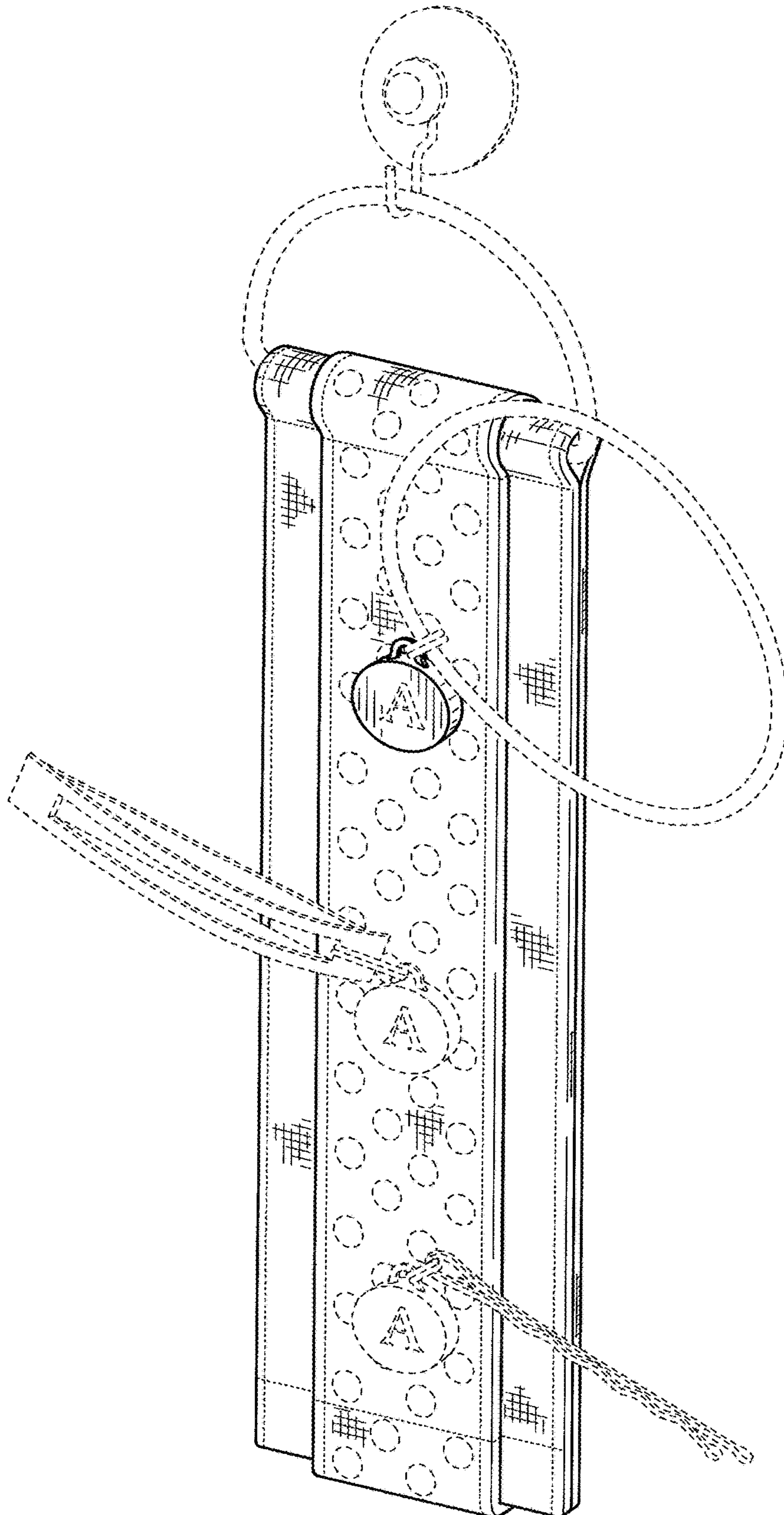


FIG. 8