



US00D863670S

(12) **United States Design Patent**  
**He et al.**

(10) **Patent No.:** **US D863,670 S**

(45) **Date of Patent:** **\*\* Oct. 15, 2019**

(54) **DISPENSER FOR E-LIQUID**

(71) Applicants: **David Quan He**, Johns Creek, GA  
(US); **Chin Guan Kee**, Kuala Kurau  
(MY)

(72) Inventors: **David Quan He**, Johns Creek, GA  
(US); **Chin Guan Kee**, Kuala Kurau  
(MY)

(73) Assignee: **David Quan He**, Johns Creek, GA (US)

(\*\*) Term: **15 Years**

(21) Appl. No.: **29/567,548**

(22) Filed: **Jun. 9, 2016**

(51) **LOC (12) Cl.** ..... **27-02**

(52) **U.S. Cl.**  
USPC ..... **D27/162**

(58) **Field of Classification Search**  
USPC ..... D27/100, 101, 162–170, 172–195;  
D1/100–130, 199; 426/104, 115, 121,  
426/129, 130, 144, 249, 274, 303, 414,  
426/420; D6/597; D7/507, 675, 300.1,  
D7/523, 524, 565, 700; 220/574; 29/428  
CPC ..... A24F 1/30; A24F 47/002; A24F 9/14  
See application file for complete search history.

(56) **References Cited**

U.S. PATENT DOCUMENTS

D245,269 S \* 8/1977 Yoshinaga ..... D27/154  
D706,976 S \* 6/2014 Wu ..... D27/189

D720,884 S \* 1/2015 Liu ..... D27/189  
D736,455 S \* 8/2015 Liu ..... D27/189  
D773,727 S \* 12/2016 Eksouzian ..... D27/101  
D779,719 S \* 2/2017 Qiu ..... D27/101  
D806,310 S \* 12/2017 McGarry ..... D27/101  
D813,447 S \* 3/2018 Watson ..... D27/162  
D819,263 S \* 5/2018 Zhu ..... D27/101  
D832,500 S \* 10/2018 Qiu ..... D27/162  
D834,246 S \* 11/2018 Qiu ..... D27/162  
D834,744 S \* 11/2018 Zhu ..... D27/101  
D835,337 S \* 12/2018 Beer ..... D27/162

\* cited by examiner

*Primary Examiner* — Katie Jane Stofko

(74) *Attorney, Agent, or Firm* — Ming Jiang; MM IP  
Services LLC

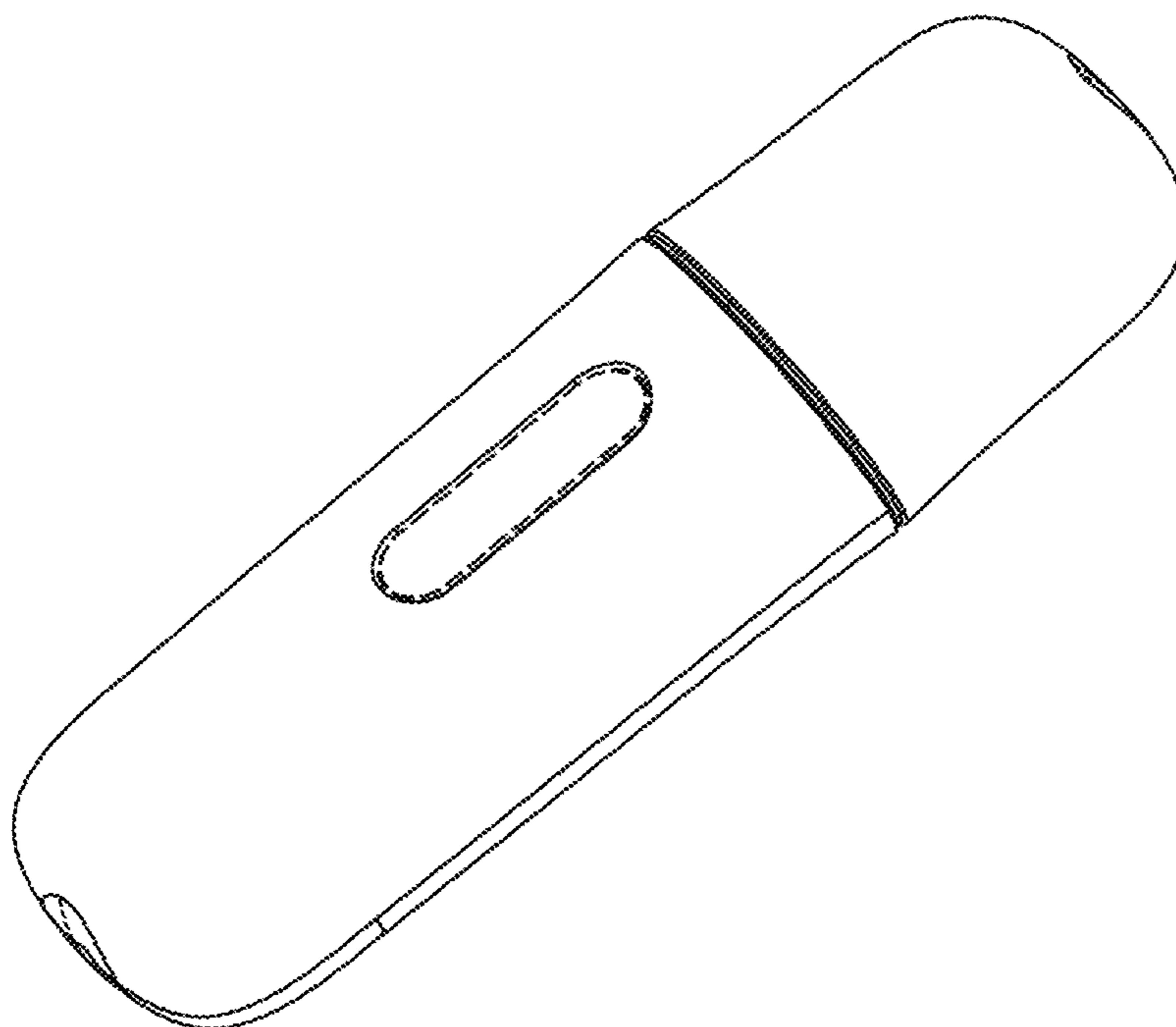
(57) **CLAIM**

The ornamental design for a dispenser for E-liquid, as shown  
and described.

**DESCRIPTION**

FIG. 1 is a right side, top perspective view of a dispenser for  
E-liquid embodying our new design;  
FIG. 2 is a front elevation view thereof;  
FIG. 3 is a back elevation view thereof;  
FIG. 4 is a left side view thereof;  
FIG. 5 is a right side view thereof;  
FIG. 6 is an enlarged top plan view thereof; and,  
FIG. 7 is an enlarged bottom plan view thereof.  
The broken lines in the figures depict the portions of the  
dispenser for E-liquid that form no part of the claimed  
design.

**1 Claim, 5 Drawing Sheets**



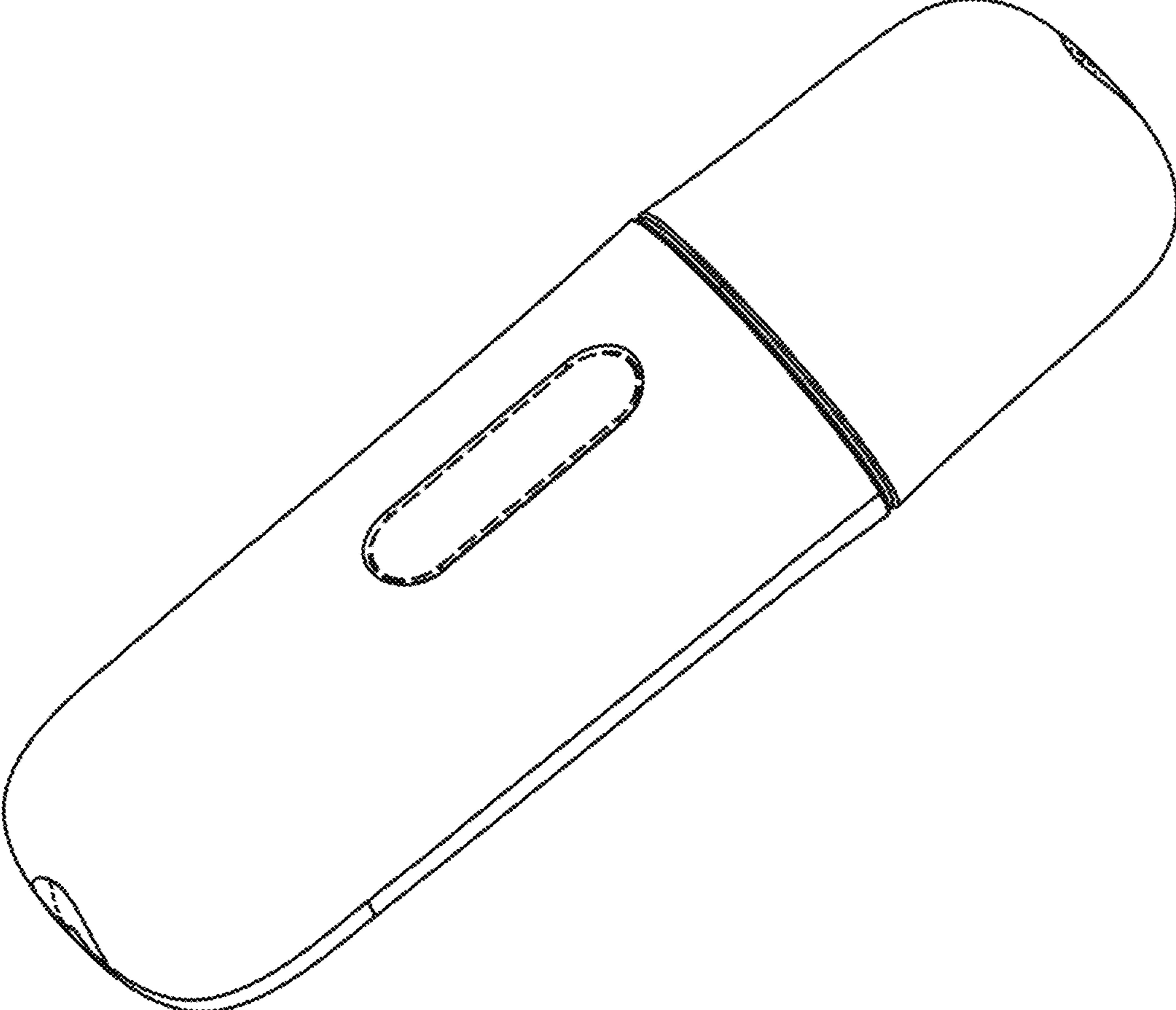


FIG. 1

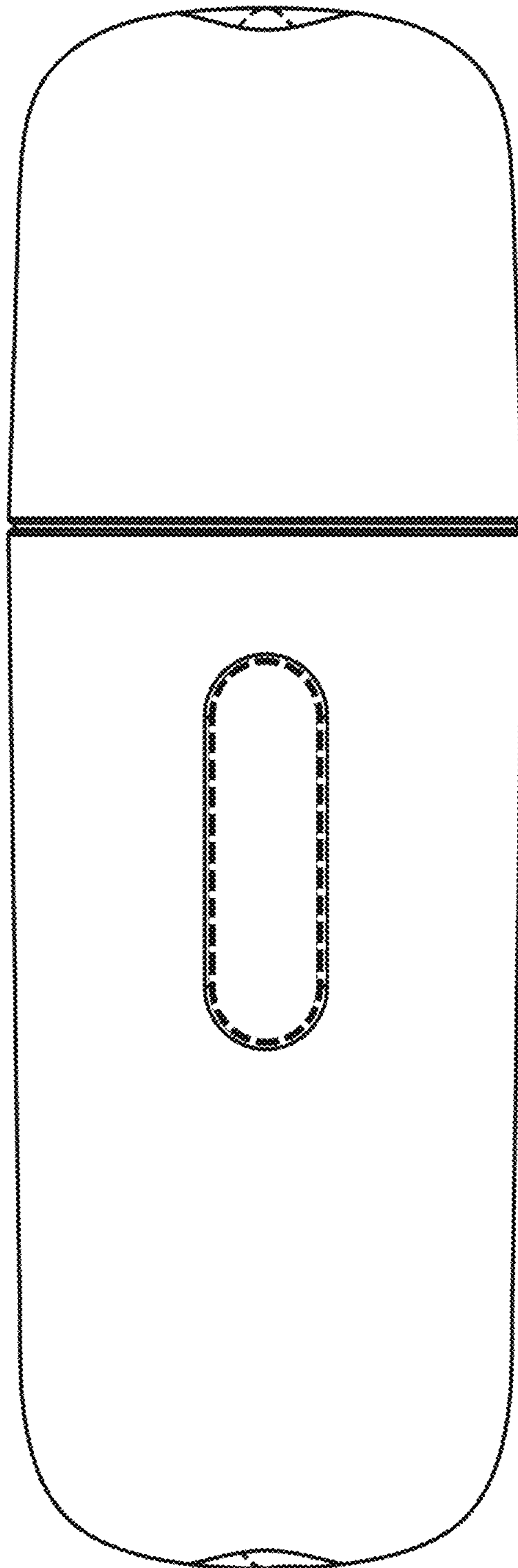





FIG. 2



**FIG. 3**



**FIG. 4**



**FIG. 5**

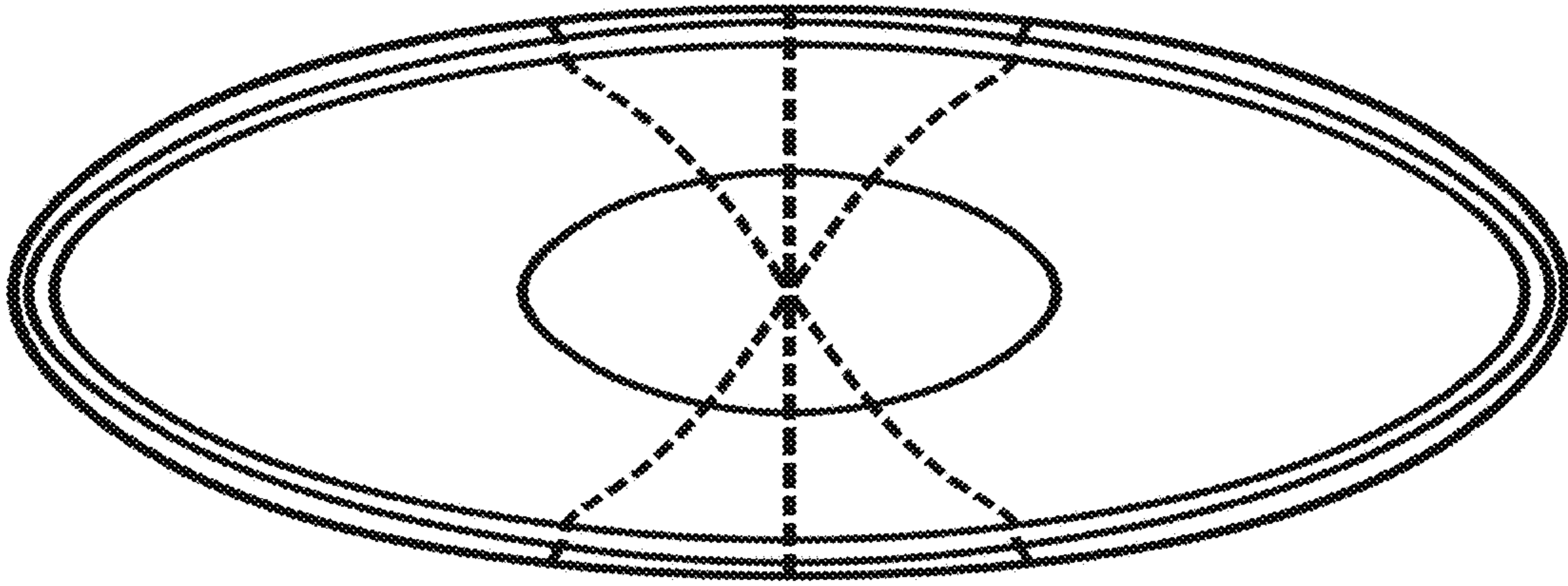


FIG. 6

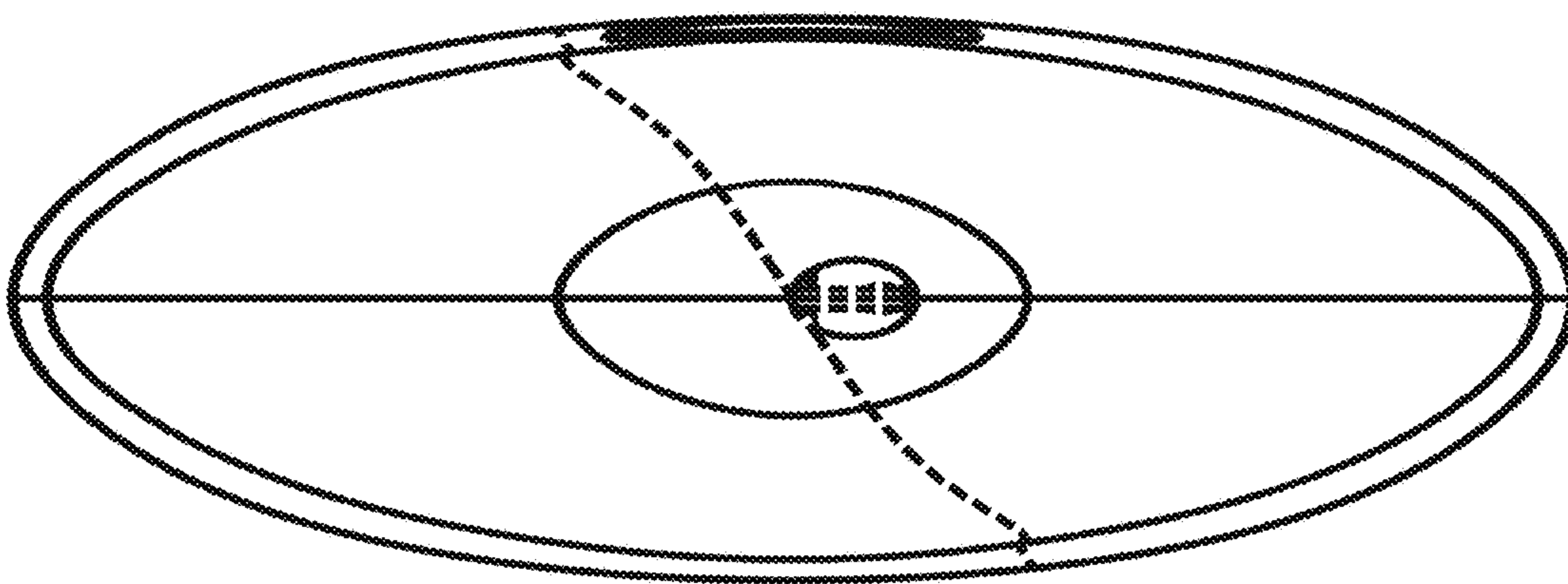


FIG. 7