



US00D863612S

(12) **United States Design Patent** (10) **Patent No.:** **US D863,612 S**
Panagiotis et al. (45) **Date of Patent:** **** *Oct. 15, 2019**

(54) **CONCRETE VESSEL FOR A CANDLE**

(71) Applicant: **Paddywax, LLC**, Franklin, TN (US)

(72) Inventors: **George Panagiotis**, Brentwood, TN (US); **Sally Ward Woodyard**, Nashville, TN (US); **Samuel Joseph Moore**, Nashville, TN (US); **Dennis O'Brien**, Nashville, TN (US)

(73) Assignee: **PADDYWAX, LLC**, Nashville, TN (US)

(*) Notice: This patent is subject to a terminal disclaimer.

(**) Term: **15 Years**

(21) Appl. No.: **29/587,097**

(22) Filed: **Dec. 9, 2016**

(51) **LOC (12) Cl.** **26-01**

(52) **U.S. Cl.**
USPC **D26/9**

(58) **Field of Classification Search**
USPC D26/6-26; D7/305, 523, 507, 598, D7/619.1; D9/516, 499, 444
CPC B29C 66/83411; B65D 81/3876; B65D 83/0463; B65D 1/0207; A47G 23/0216; A47G 23/0241
See application file for complete search history.

(56) **References Cited**

U.S. PATENT DOCUMENTS

D60,913 S *	4/1922	Lyon	D11/149
D63,803 S *	1/1924	Reasner	D11/150
D96,552 S *	8/1935	Houghton	D11/143
D149,809 S *	6/1948	Lyon	206/557
D234,530 S *	3/1975	Weitzman	D11/155
D331,942 S *	12/1992	Kirchner	D19/75
D416,341 S *	11/1999	Allen	D26/9
D426,902 S *	6/2000	Hardy	D26/11

D477,911 S *	8/2003	Stuart	D3/271.6
6,634,513 B1 *	10/2003	Hardy	A47B 87/007
				211/194
D502,425 S *	3/2005	Barry	D11/149
D551,453 S *	9/2007	Snell	D3/304
D555,904 S *	11/2007	Snell	D3/304
D612,608 S *	3/2010	Snell	D3/304
D655,221 S *	3/2012	Adams	D11/155
D693,268 S *	11/2013	Ness	D11/156
D740,716 S *	10/2015	Fenn	D11/156
D763,684 S *	8/2016	O'Neill	D9/432
D778,720 S *	2/2017	Haidlmair	D9/432
D779,879 S *	2/2017	Walker	D19/77

(Continued)

Primary Examiner — Ian Simmons

Assistant Examiner — Keith Frank

(74) *Attorney, Agent, or Firm* — United IP Counselors, LLC

(57) **CLAIM**

The ornamental design for a concrete vessel for a candle, as shown and described.

DESCRIPTION

The present application is co-pending with the U.S. design application Ser Nos. 29/587,107, 29/587,109, and 29/587,111 filed Dec. 9, 2016, all of which are incorporated by reference herein.

FIG. 1 is a perspective view of a vessel for a candle, illustrating our new design;

FIG. 2 is a side elevational view thereof;

FIG. 3 is an opposing side elevational view thereof;



FIG. 4 is an end view thereof, the opposing end view being a mirror image;

FIG. 5 is a top plan view thereof; and,

FIG. 6 is a bottom plan view thereof, the bottom surface being planar and unornamented.

The short-dashed broken lines in the central cavity of the vessel indicate environmental structure—the candle wax and wicks—that forms no part of the claimed design.

1 Claim, 6 Drawing Sheets



(56)

References Cited

U.S. PATENT DOCUMENTS

D798,146 S * 9/2017 Goenka D9/432
D800,600 S * 10/2017 Fenn D11/156
D823,134 S * 7/2018 O'Neill D9/759
2006/0070298 A1 * 4/2006 Palsrok A01G 9/022
47/66.3

* cited by examiner




FIG. 1




FIG. 2




FIG. 3




FIG. 4




FIG. 5



FIG. 6