

US00D863603S

(12) **United States Design Patent**  
**Steinmetz**

(10) **Patent No.:** **US D863,603 S**  
(45) **Date of Patent:** **\*\* Oct. 15, 2019**

(54) **SIDING CORNER COVER**

(71) Applicant: **Scott C. Steinmetz**, China, MI (US)

(72) Inventor: **Scott C. Steinmetz**, China, MI (US)

(\*\*) Term: **15 Years**

(21) Appl. No.: **29/630,583**

(22) Filed: **Dec. 21, 2017**

**Related U.S. Application Data**

(63) Continuation-in-part of application No. 29/599,402, filed on Apr. 3, 2017, and a continuation-in-part of application No. 15/478,656, filed on Apr. 4, 2017, now Pat. No. 10,077,561.

(51) **LOC (12) Cl.** ..... **25-01**

(52) **U.S. Cl.**  
USPC ..... **D25/139**; D25/141

(58) **Field of Classification Search**  
USPC ..... D25/138, 139, 140, 141, 157, 199;  
D6/703.8, 705.3, 707.14, 707.26, 708.14,  
D6/709.15, 718.19

CPC ..... E04F 13/0733; E04F 13/21; E04F 19/024;  
E04F 13/06; E04F 2013/063

See application file for complete search history.

(56) **References Cited**

**U.S. PATENT DOCUMENTS**

D91,061 S \* 11/1933 Fife ..... D25/139  
D105,124 S \* 6/1937 Molyneux ..... D25/139  
2,993,306 A \* 7/1961 Persons ..... E04F 13/0864  
52/276

8,322,098 B2 \* 12/2012 Schiffmann ..... B29C 70/443  
52/293.1  
D801,163 S \* 10/2017 Hammond ..... D8/381  
10,077,561 B1 \* 9/2018 Steinmetz ..... E04F 13/06  
2003/0101667 A1 \* 6/2003 Yoder ..... E04F 19/02  
52/211  
2003/0159382 A1 \* 8/2003 Pinto ..... E04F 11/1836  
52/300

\* cited by examiner

*Primary Examiner* — Kevin K Rudzinski

*Assistant Examiner* — Kimberly Barnes

(74) *Attorney, Agent, or Firm* — Reising Ethington, PC

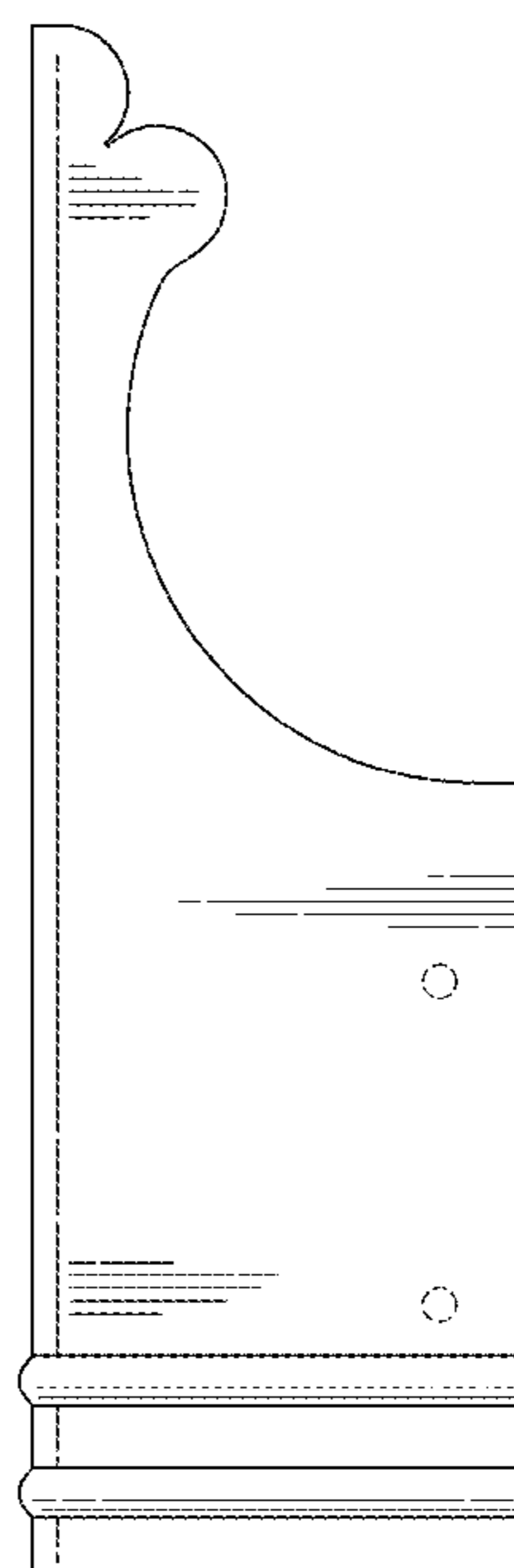

(57) **CLAIM**


The ornamental design for a siding corner cover, as shown and described.

**DESCRIPTION**

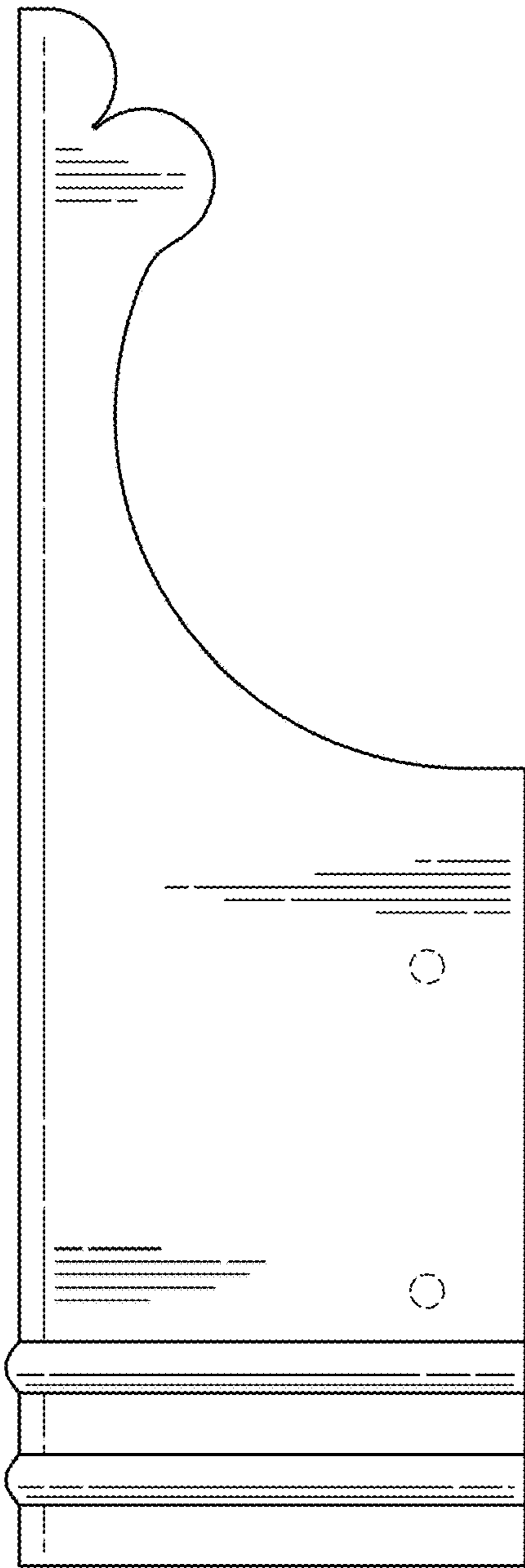
FIG. 1 is a perspective view of a siding corner cover showing my new design in a position of use; FIG. 2 is a front right side view of the siding corner cover; FIG. 3 is a front left side view of the siding corner cover; FIG. 4 is a rear right side view of the siding corner cover; FIG. 5 is a rear left side view of the siding corner cover; FIG. 6 is a top view of the siding corner cover; and, FIG. 7 is a bottom view of the siding corner cover. The circular features in broken lines on the cover itself depict portions of the siding corner cover that form no part of the claimed design. The remaining broken lines in FIG. 1 depict environmental subject matter that forms no part of the claimed design.

**1 Claim, 3 Drawing Sheets**

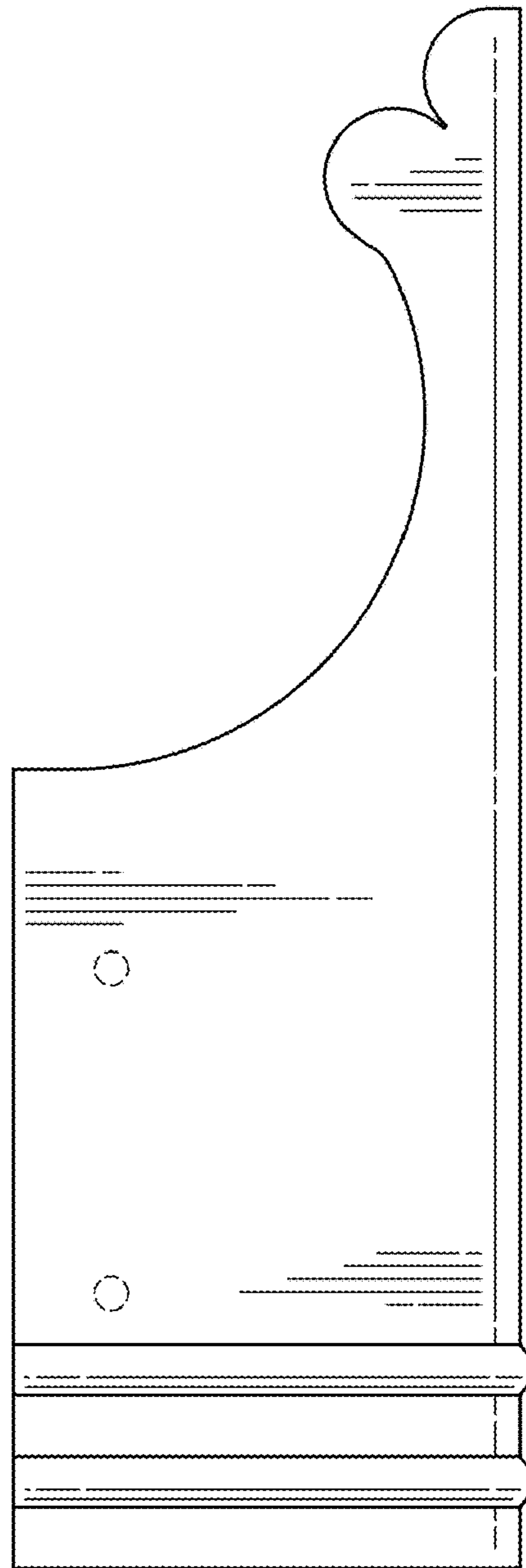




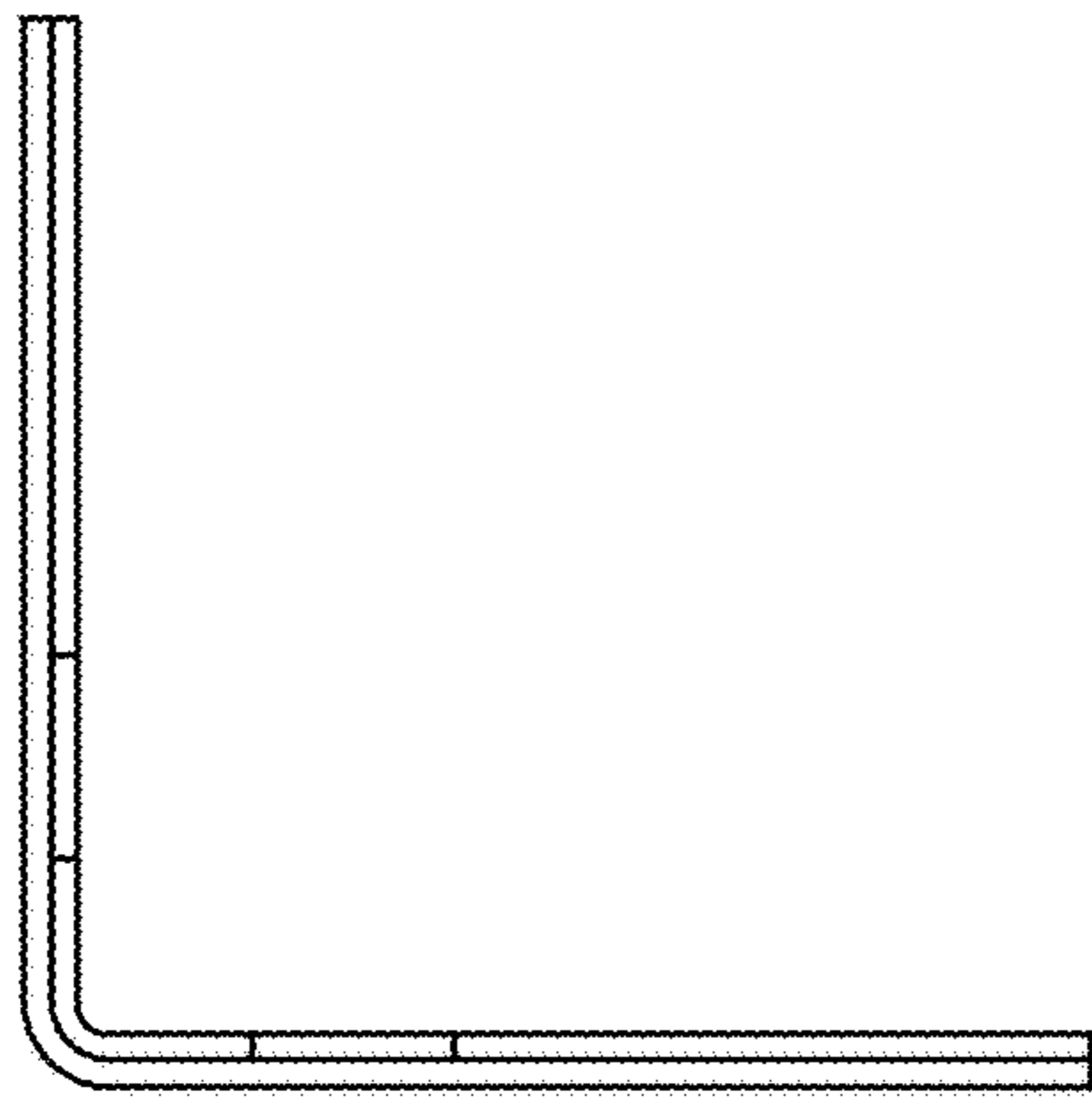
**FIG. 1**



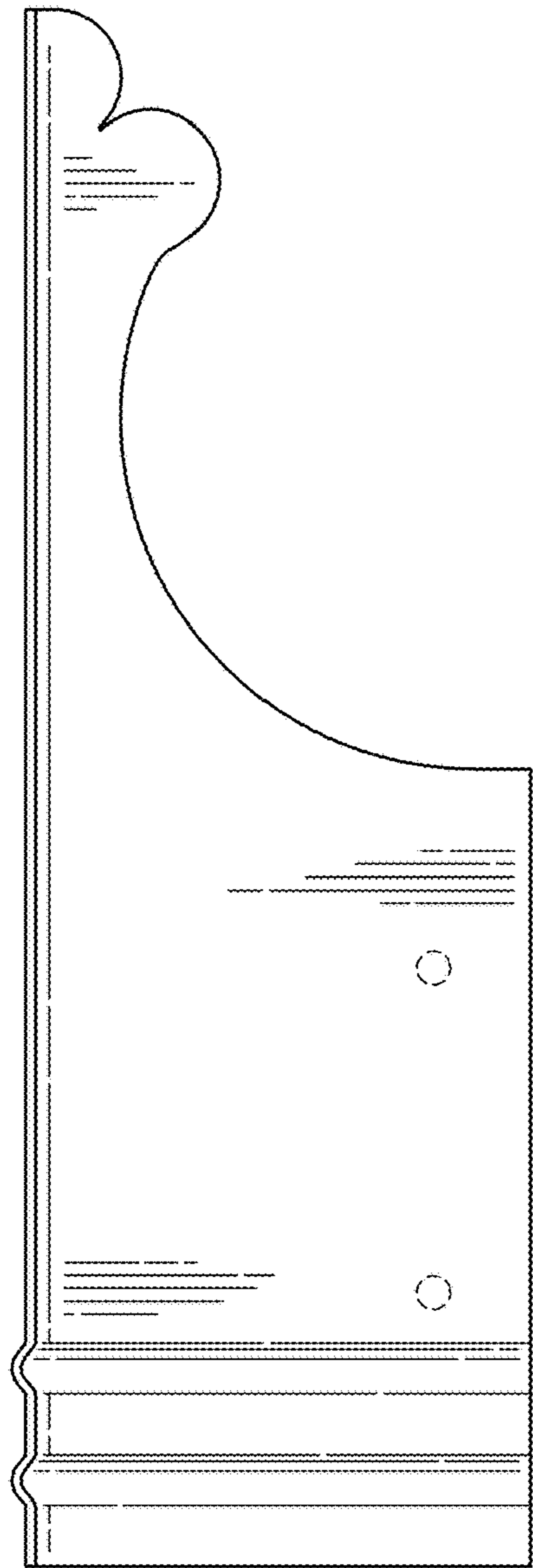
**FIG. 2**



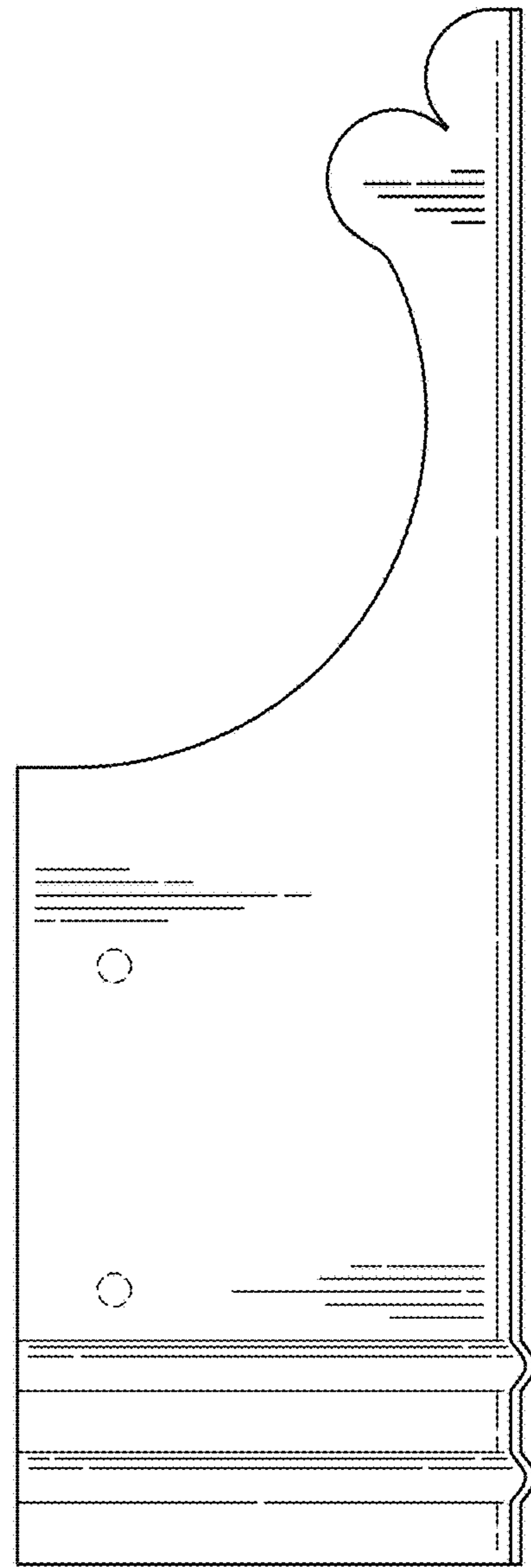
**FIG. 3**




**FIG. 6**



**FIG. 4**



**FIG. 5**



**FIG. 7**