

US00D863602S

(12) **United States Design Patent** (10) **Patent No.:** **US D863,602 S**
Steinmetz (45) **Date of Patent:** **** Oct. 15, 2019**

(54) **SIDING CORNER COVER**
(71) Applicant: **Scott C. Steinmetz**, China, MI (US)
(72) Inventor: **Scott C. Steinmetz**, China, MI (US)
(**) Term: **15 Years**
(21) Appl. No.: **29/599,402**
(22) Filed: **Apr. 3, 2017**
(51) **LOC (12) Cl.** **25-01**
(52) **U.S. Cl.**
USPC **D25/139; D25/141**
(58) **Field of Classification Search**
USPC D25/138, 139, 140, 141, 157, 199;
D6/703.8, 705.3, 707.14, 707.26, 708.14,
D6/709.15, 718.19
CPC E04F 13/0733; E04F 13/21; E04F 19/024;
E04F 13/06; E04F 2013/063
See application file for complete search history.

9,032,676 B2 5/2015 Yarmo
D775,743 S 1/2017 Mort
D801,163 S * 10/2017 Hammond D8/381
10,077,561 B1 * 9/2018 Steinmetz E04F 13/06
2003/0033771 A1 2/2003 Anderson
2003/0101667 A1 * 6/2003 Yoder E04F 19/02
52/211
2003/0159380 A1 8/2003 Doucet, Sr. et al.
2003/0159382 A1 * 8/2003 Pinto E04F 11/1836
52/300
2004/0093823 A1 5/2004 Schiedegger et al.
2007/0151180 A1 7/2007 Pace et al.
2013/0263541 A1 10/2013 Ledgerwood
2015/0225966 A1 8/2015 Gazlay

* cited by examiner

Primary Examiner — Kevin K Rudzinski
Assistant Examiner — Kimberly Barnes
(74) *Attorney, Agent, or Firm* — Reising Ethington, PC

(57) **CLAIM**

The ornamental design for a siding corner cover, as shown and described.

(56) **References Cited**

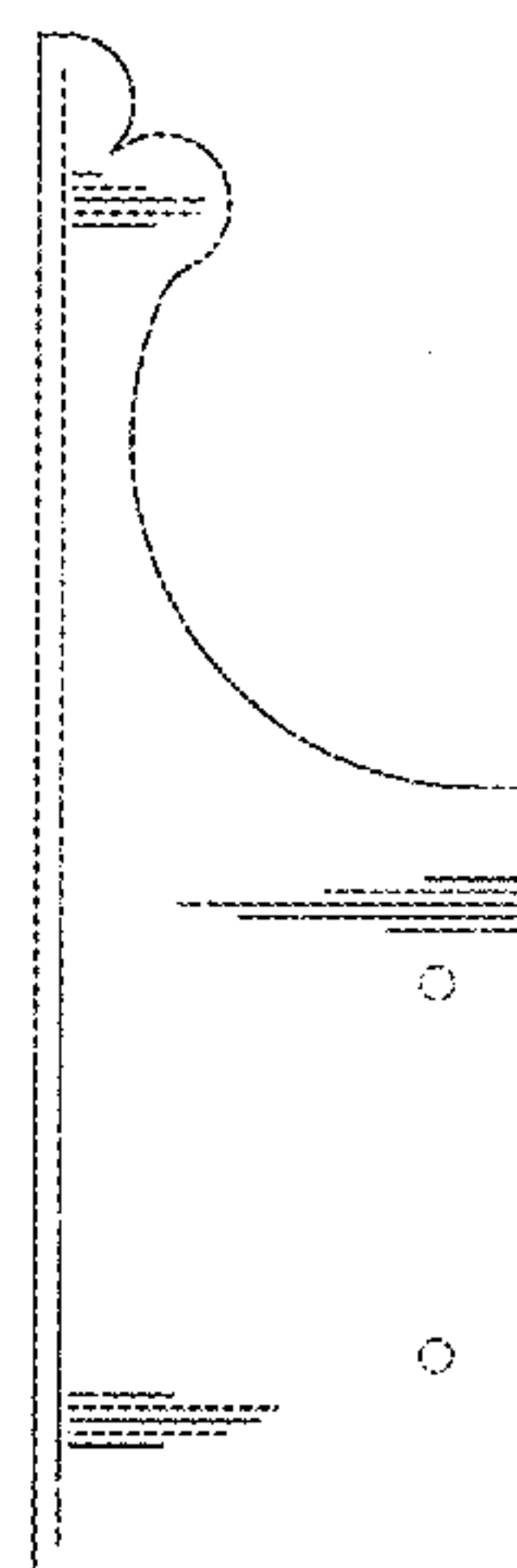

U.S. PATENT DOCUMENTS

D91,061 S * 11/1933 Fife D25/139
D105,124 S * 6/1937 Molyneux D25/139
2,993,306 A * 7/1961 Persons E04F 13/0864
52/276
3,304,676 A 2/1967 Sallie
3,353,854 A 11/1967 Hansen
3,651,610 A 3/1972 Donahue
D442,702 S 5/2001 Wilson
6,553,732 B2 4/2003 Shaw
D486,920 S 2/2004 Hein et al.
D549,841 S 8/2007 Beard, Jr.
D560,486 S 1/2008 Ray et al.
8,141,308 B2 3/2012 Cashman
8,322,098 B2 * 12/2012 Schiffmann B29C 70/443
52/293.1
8,733,043 B1 5/2014 Cashman

DESCRIPTION

FIG. 1 is a perspective view of a siding corner cover showing my new design in a position of use; FIG. 2 is a front right side view of the siding corner cover; FIG. 3 is a front left side view of the siding corner cover; FIG. 4 is a rear right side view of the siding corner cover; FIG. 5 is a rear left side view of the siding corner cover; FIG. 6 is a top view of the siding corner cover; and, FIG. 7 is a bottom view of the siding corner cover. The circular features on the cover itself depict portions of the siding corner cover that form no part of the claimed design. The remaining broken lines in FIG. 1 depict environmental subject matter that forms no part of the claimed design.

1 Claim, 3 Drawing Sheets






FIG. 1

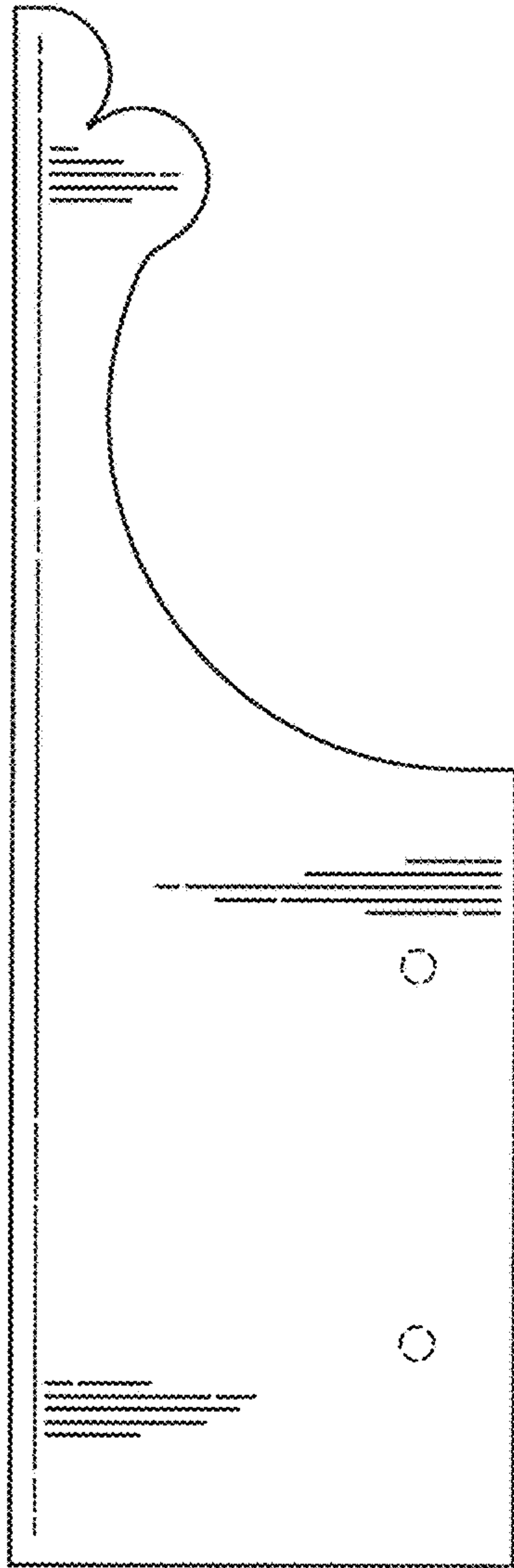


FIG. 2

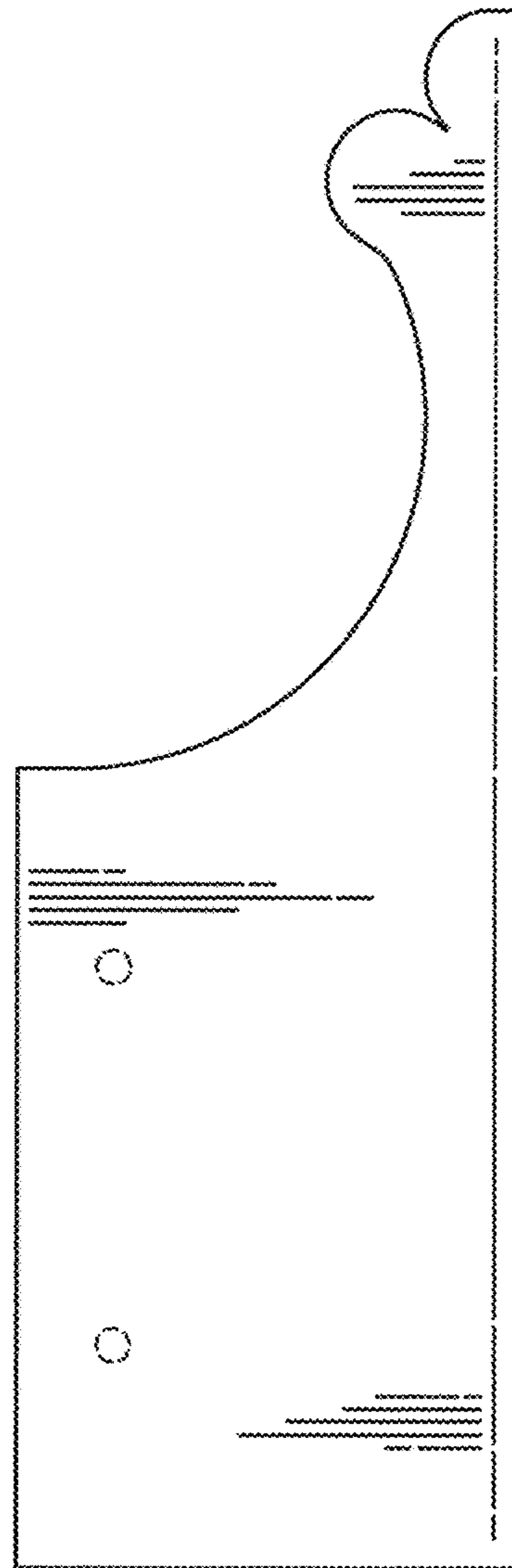


FIG. 3

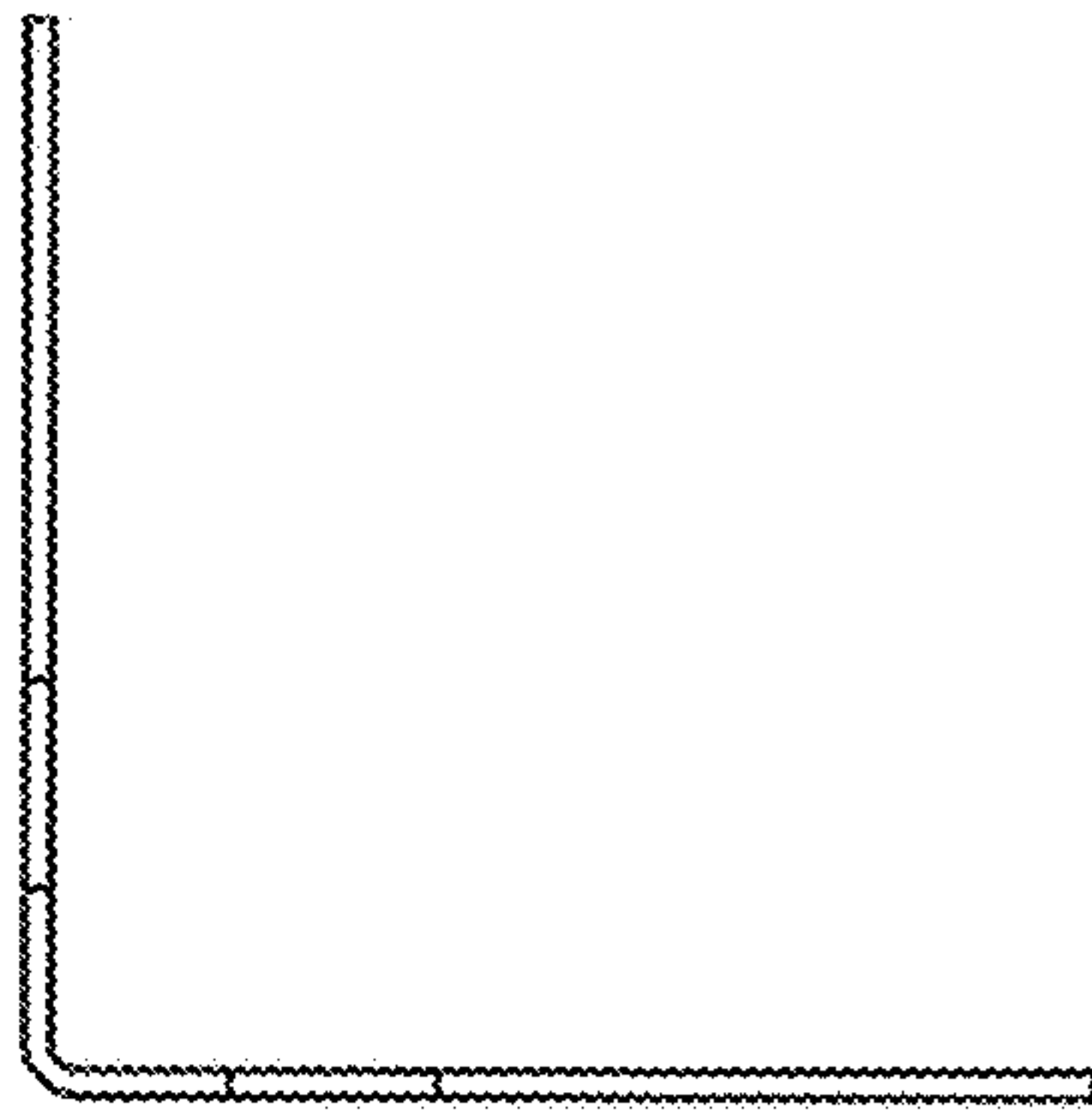


FIG. 6

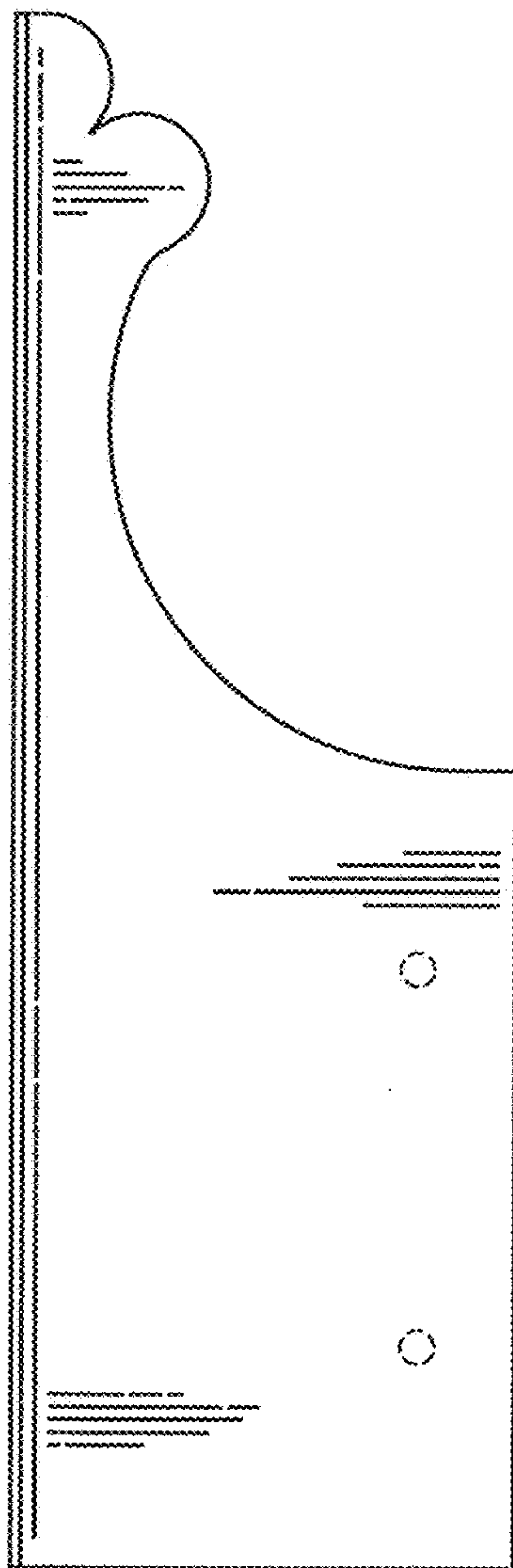


FIG. 4

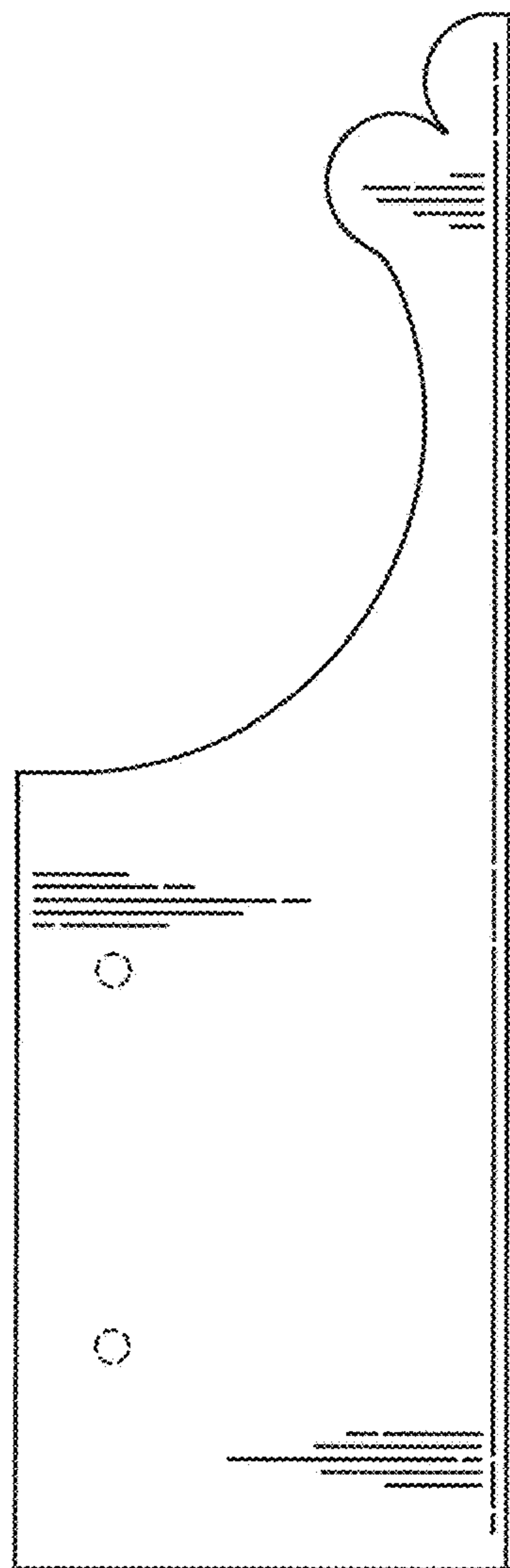


FIG. 5




FIG. 7