

US00D863588S

(12) **United States Design Patent** (10) **Patent No.:** **US D863,588 S**  
**Yu** (45) **Date of Patent:** **\*\* Oct. 15, 2019**

(54) **MESSAGE DEVICE**  
(71) Applicant: **SHENZHEN SVAKOM TECHNOLOGY CO., LTD**, Shenzhen (CN)  
(72) Inventor: **Yong Yu**, Shenzhen (CN)  
(73) Assignee: **SHENZHEN SVAKOM TECHNOLOGY CO., LTD**, Shenzhen (CN)  
(\*\*) Term: **15 Years**  
(21) Appl. No.: **29/667,035**  
(22) Filed: **Oct. 18, 2018**  
(51) **LOC (12) Cl.** ..... **28-03**  
(52) **U.S. Cl.**  
USPC ..... **D24/215**  
(58) **Field of Classification Search**  
USPC ..... 601/15, 18, 19, 27, 28, 29, 30, 31, 32, 601/46, 47, 48, 52, 72, 99, 112, 113, 118, 601/135, 137, DIG. 12, DIG. 14, DIG. 15, 601/DIG. 16, DIG. 17; D24/141, 200, D24/211, 212, 213, 214, 215; D30/160; 600/38, 39, 40, 41  
CPC ..... A61H 19/30; A61H 19/34; A61H 2201/0153; A61H 2205/087  
See application file for complete search history.

8,821,421 B2 \* 9/2014 Imboden ..... A61H 19/30 601/134  
D718,870 S \* 12/2014 Hildebrand ..... D24/211  
D739,546 S \* 9/2015 Cheung ..... D24/215  
D795,445 S \* 8/2017 Marshall ..... D24/215  
D818,601 S \* 5/2018 Cheung ..... D24/215  
D818,602 S \* 5/2018 Cheung ..... D24/215

**OTHER PUBLICATIONS**

Amazon, "SVAKOM Nymph High End Vibrators Soft Moving Finger", Nov. 26, 2018. <https://www.amazon.com/SVAKOM-Vibrators-Stimulator-Waterproof-Rechargeable/dp/B07HK917YH> (Year: 2018).\*

\* cited by examiner

*Primary Examiner* — Cynthia Ramirez  
*Assistant Examiner* — Michael A Maharajh

(57) **CLAIM**

The ornamental design for a message device, as shown and described.

**DESCRIPTION**

FIG. 1 is a perspective view of a message device, showing my new design;  
FIG. 2 is another perspective view thereof;  
FIG. 3 is a front elevation view thereof;  
FIG. 4 is a rear elevation view thereof;  
FIG. 5 is a left side elevation view thereof;  
FIG. 6 is a right side elevation view thereof;  
FIG. 7 is a top plan view thereof; and,  
FIG. 8 is a bottom plan view thereof.

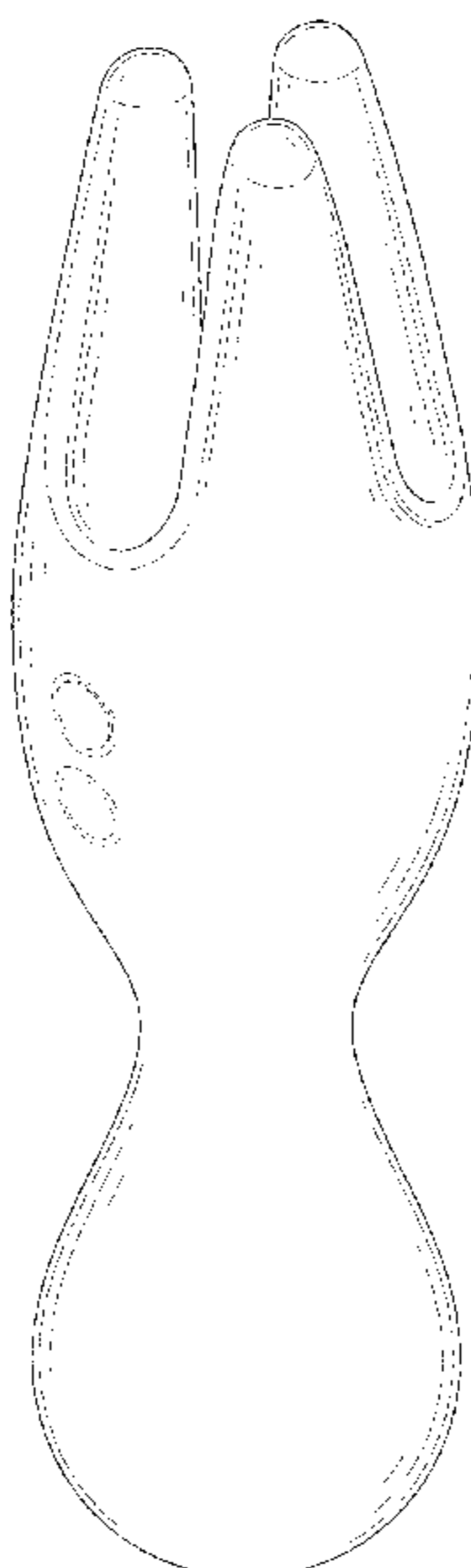
The broken lines in the drawings are for the purposes of illustrating portions of the message device, which form no part of the claimed design.

**1 Claim, 8 Drawing Sheets**

(56) **References Cited**

**U.S. PATENT DOCUMENTS**

D447,809 S \* 9/2001 Gladieux, III ..... D24/211  
D455,488 S \* 4/2002 James ..... D24/105  
D515,702 S \* 2/2006 Nan ..... D24/105  
D631,972 S \* 2/2011 Imboden ..... D24/215  
D657,066 S \* 4/2012 Imboden ..... D24/215  
D699,367 S \* 2/2014 Lee ..... D24/215



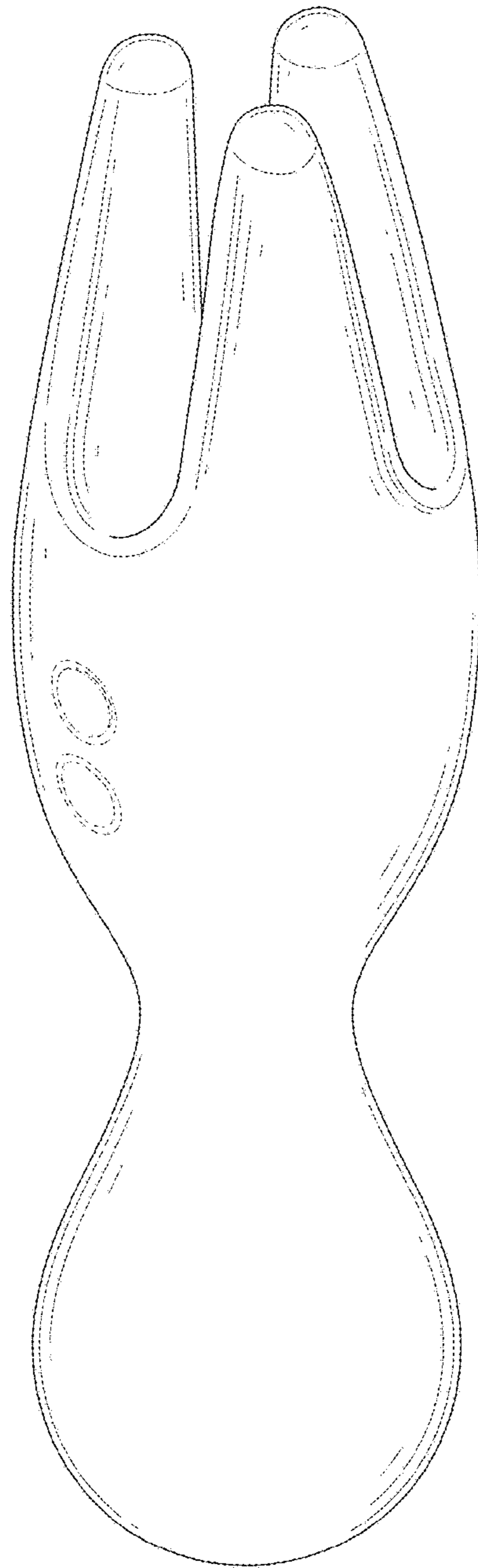


FIG. 1

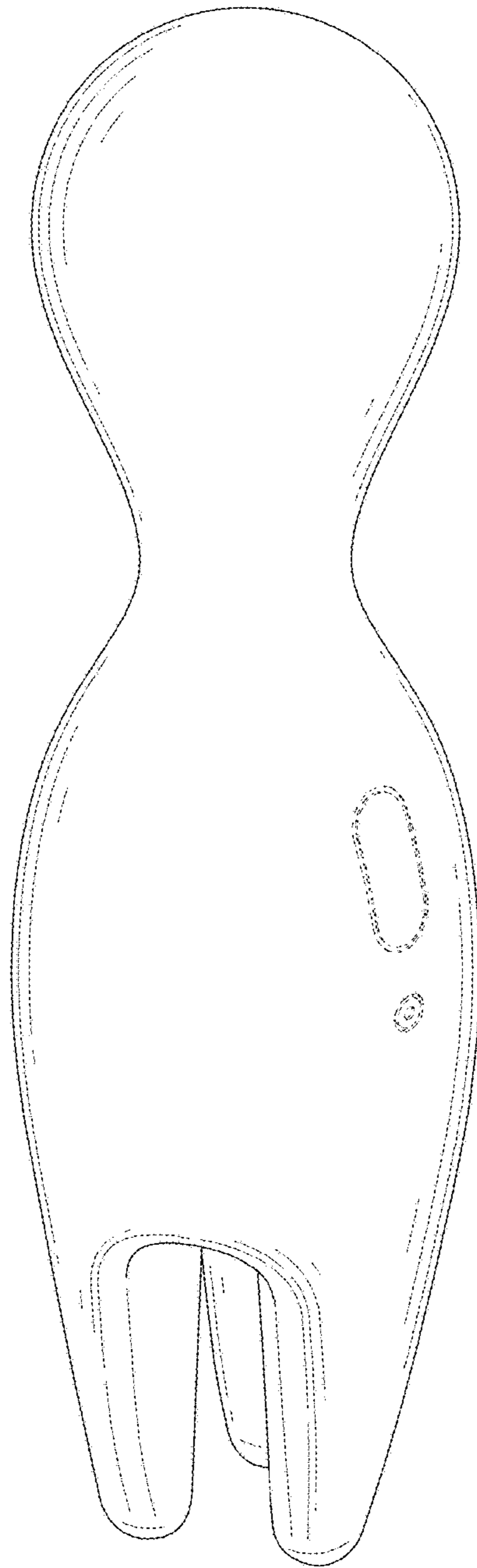


FIG. 2

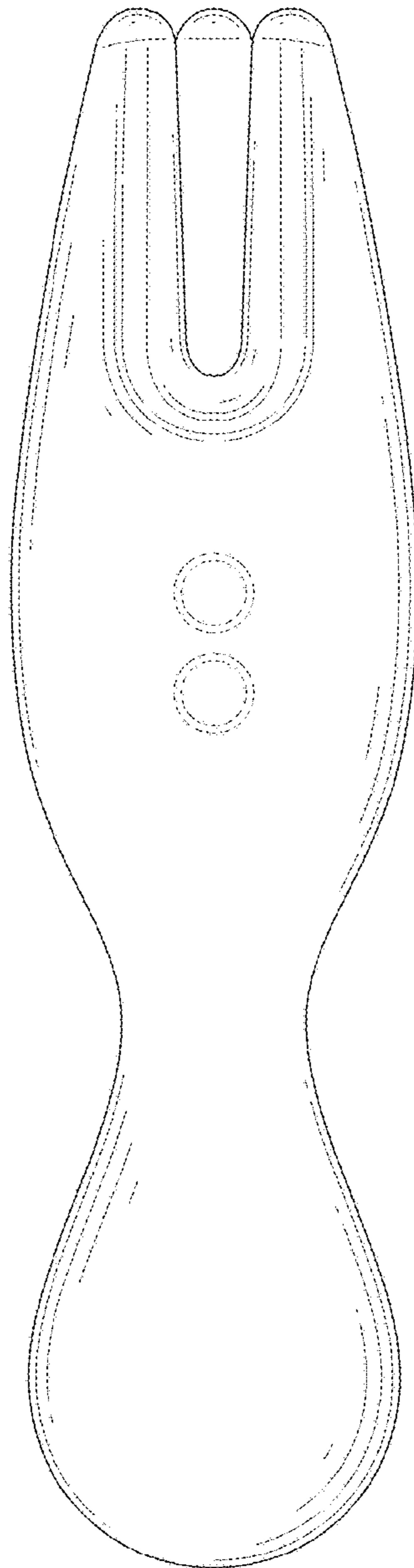


FIG. 3

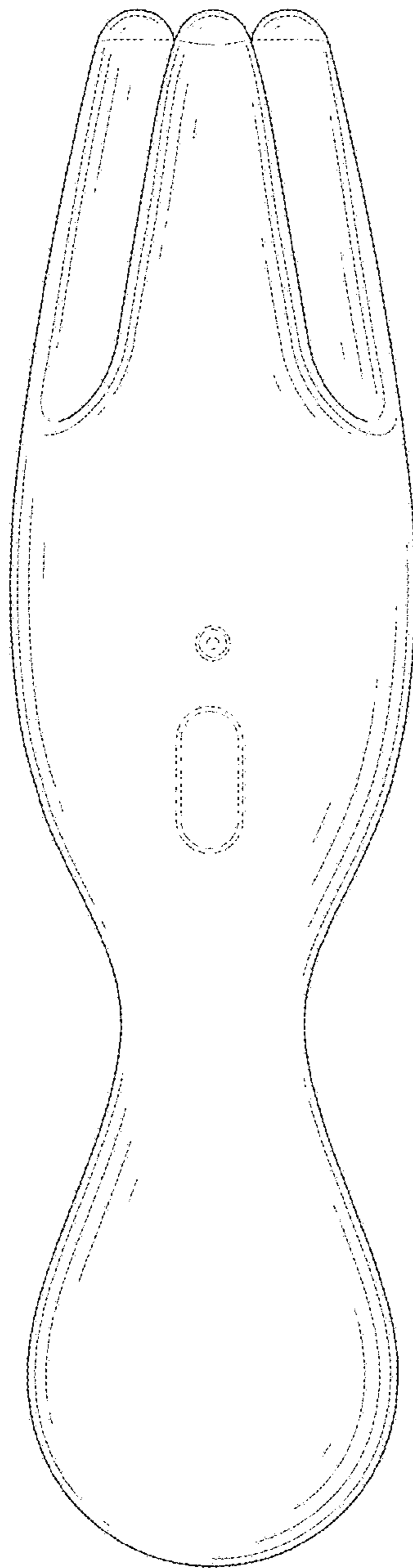


FIG. 4

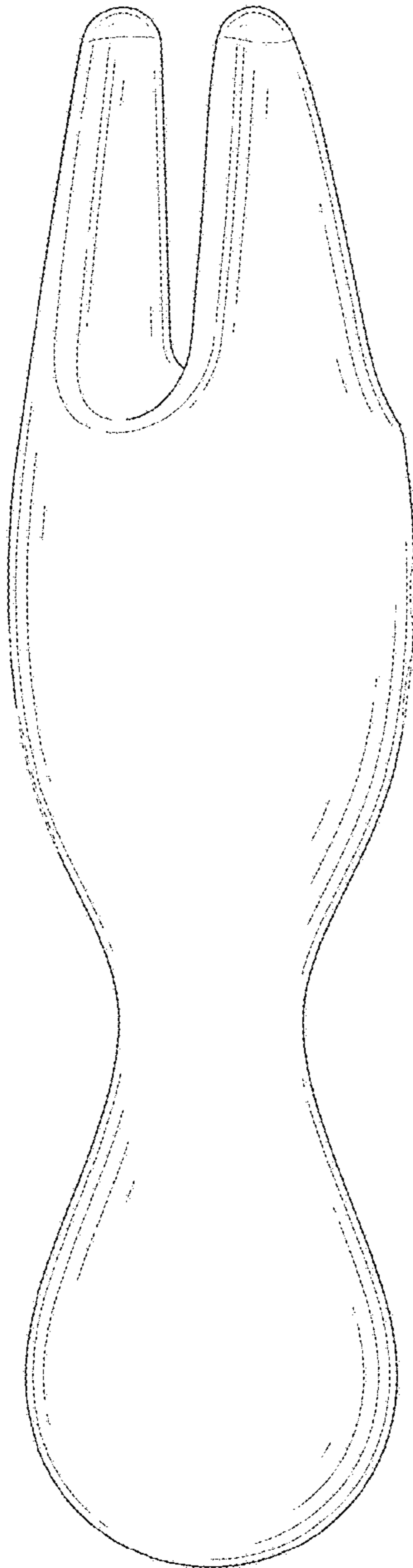


FIG. 5

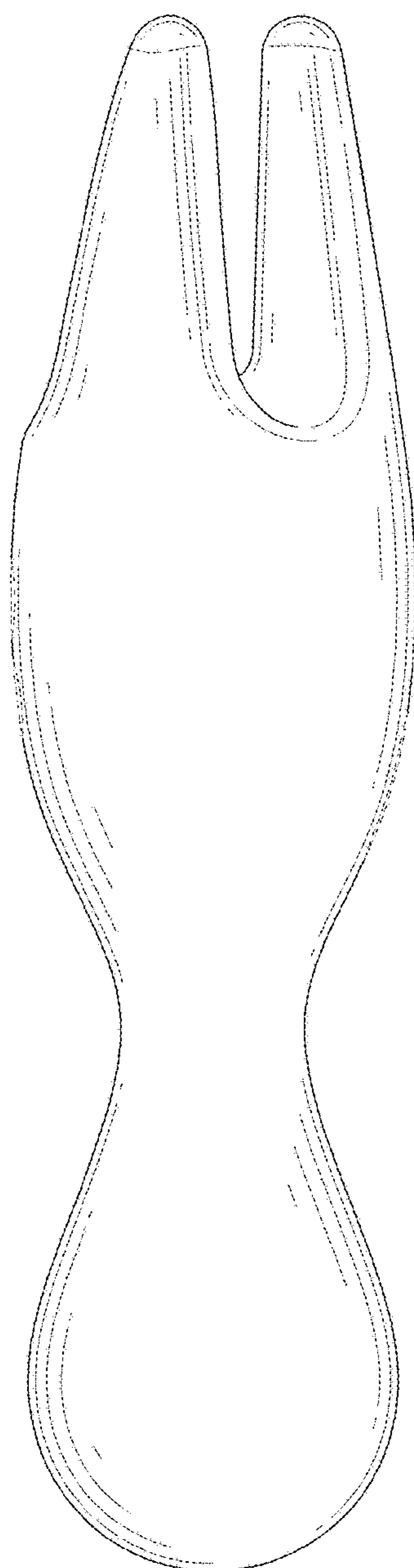


FIG. 6

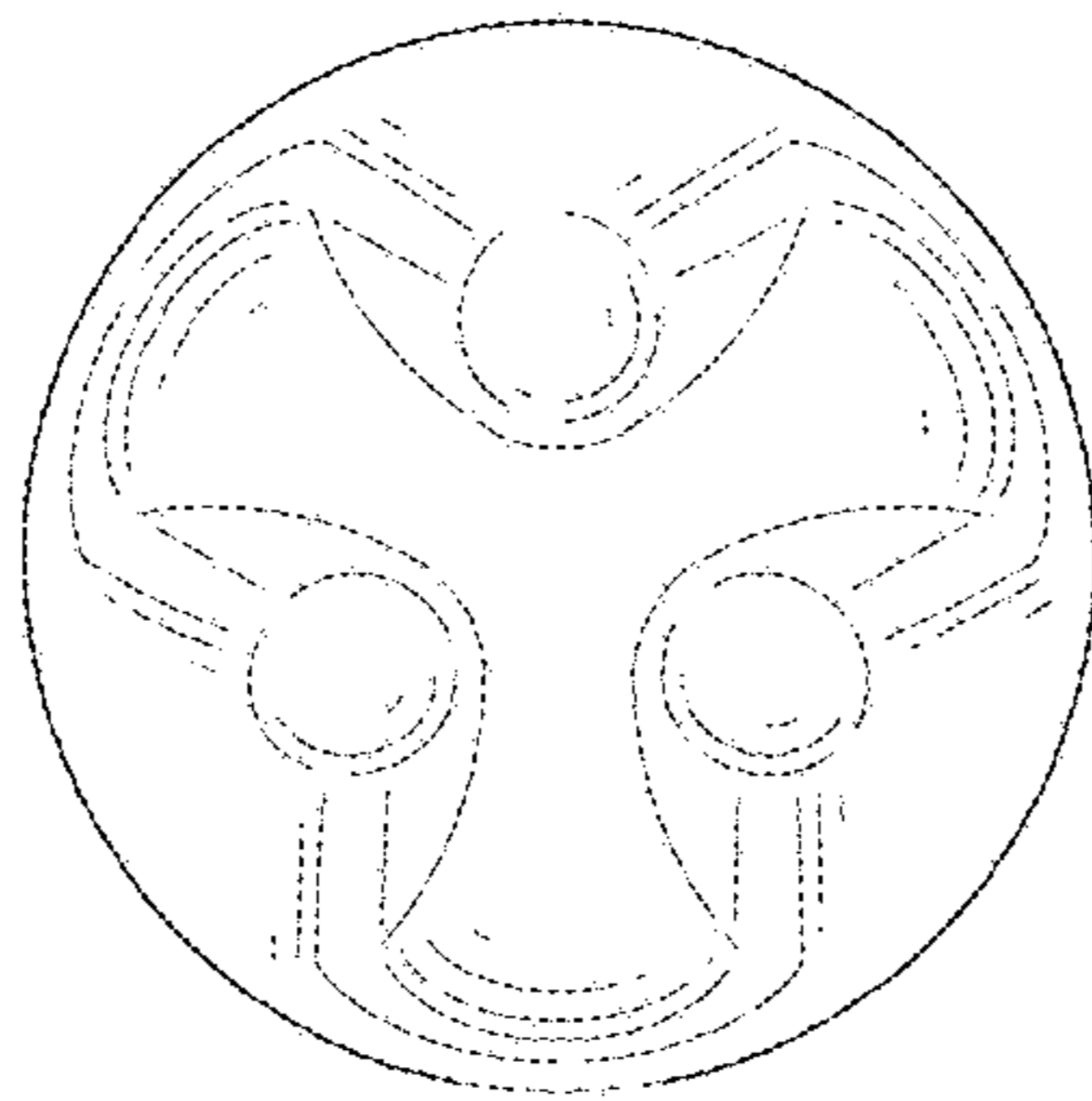


FIG. 7



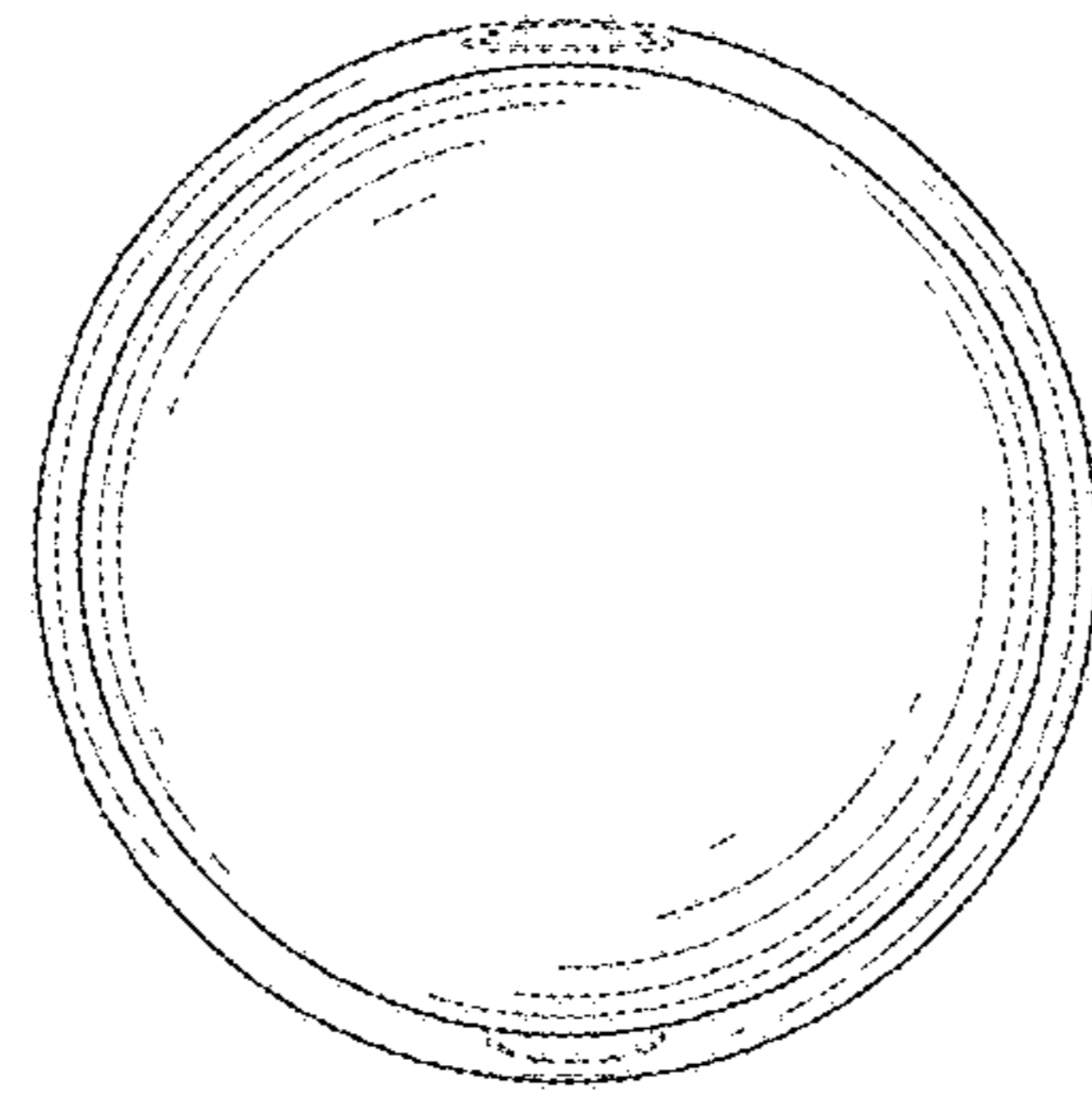


FIG. 8