



US00D863578S

(12) **United States Design Patent** (10) **Patent No.:** **US D863,578 S**  
**Yan et al.** (45) **Date of Patent:** **\*\* Oct. 15, 2019**

(54) **LASER HAIR REMOVAL DEVICE**

(56) **References Cited**

(71) Applicant: **Guangdong Roman Technology Co., Ltd., Dongguan (CN)**

U.S. PATENT DOCUMENTS

(72) Inventors: **Youchun Yan, Dongguan (CN); Yongjun Deng, Dongguan (CN)**

D407,498 S *	3/1999	Cooper	.....	D24/214
D535,746 S *	1/2007	Grove	.....	D28/44.1
D589,650 S *	3/2009	Adriaenssen	.....	D28/44.1
D653,811 S *	2/2012	BenZion	.....	D28/44.1
D705,939 S *	5/2014	Bradley	.....	D24/209
D706,980 S *	6/2014	Tasar	.....	D24/209
D733,319 S *	6/2015	Somers	.....	D24/231
D791,336 S *	7/2017	Lei	.....	D24/209
D808,076 S *	1/2018	Gabriele	.....	D28/44.1
D827,929 S *	9/2018	Mathieu	.....	D28/44
D843,656 S *	3/2019	Zhang	.....	D24/209
D844,896 S *	4/2019	Levi	.....	D24/209

(73) Assignee: **Guangdong Roman Technology Co., Ltd., Dongguan (CN)**

(\*\*) Term: **15 Years**

(21) Appl. No.: **29/641,195**

\* cited by examiner

(22) Filed: **Mar. 20, 2018**

*Primary Examiner* — Anhdao Doan

(30) **Foreign Application Priority Data**

(74) *Attorney, Agent, or Firm* — Wang Law Firm, Inc.

Sep. 21, 2017 (CN) ..... 2017 3 0449689

(51) **LOC (12) Cl.** ..... **28-03**

(57) **CLAIM**

The ornamental design for a laser hair removal device, as shown and described.

(52) **U.S. Cl.**

USPC ..... **D24/209; D28/44.1**

**DESCRIPTION**

(58) **Field of Classification Search**

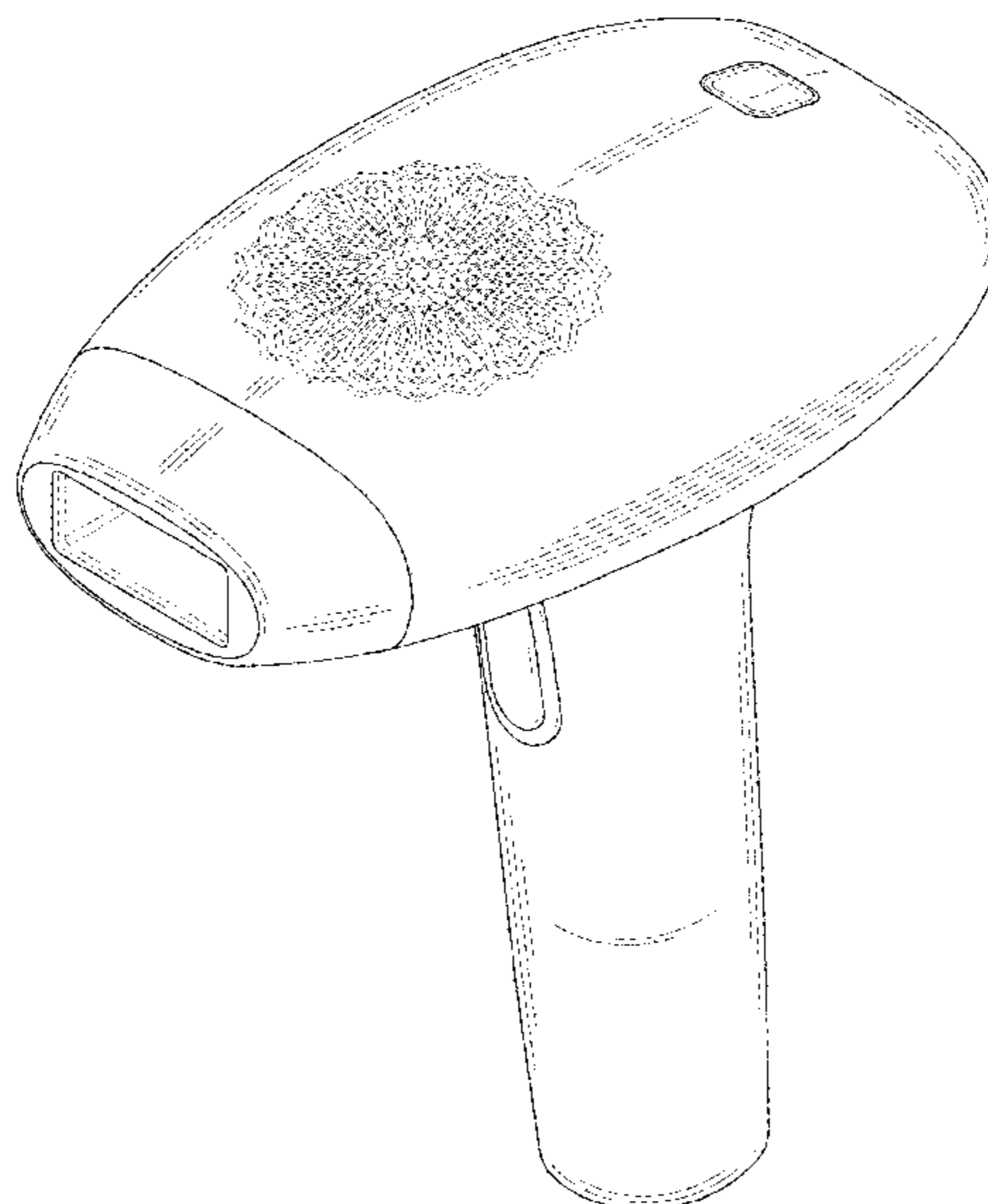
USPC ..... D24/107, 186, 158, 231, 200, 209, 210, D24/133, 144; D26/37-39; D28/9, 44.1

CPC .. A61N 5/0616; A61N 5/0617; A61N 5/0618; A61N 5/062; A61N 5/0627; A61N 5/0624; A61N 5/0625; A61N 2005/0643; A61N 2005/0644; A61N 2005/0645; A61N 2005/0647; A61N 2005/0651; A61N 2005/0652; A61N 2005/0654; A61N 2005/0662; A61B 2018/00452; A61B 2018/1807; A61Q 9/04

FIG. 1 is a perspective view of the laser hair removal device showing our new design; FIG. 2 is a front elevation view thereof; FIG. 3 is a rear elevation view thereof; FIG. 4 is a left side elevation view thereof; FIG. 5 is a top plan view thereof; and, FIG. 6 is a bottom plan view thereof. The broken lines illustrate portions of the laser hair device that form no part of the claimed design. The broken lines form no part of the claimed design.

See application file for complete search history.

**1 Claim, 6 Drawing Sheets**



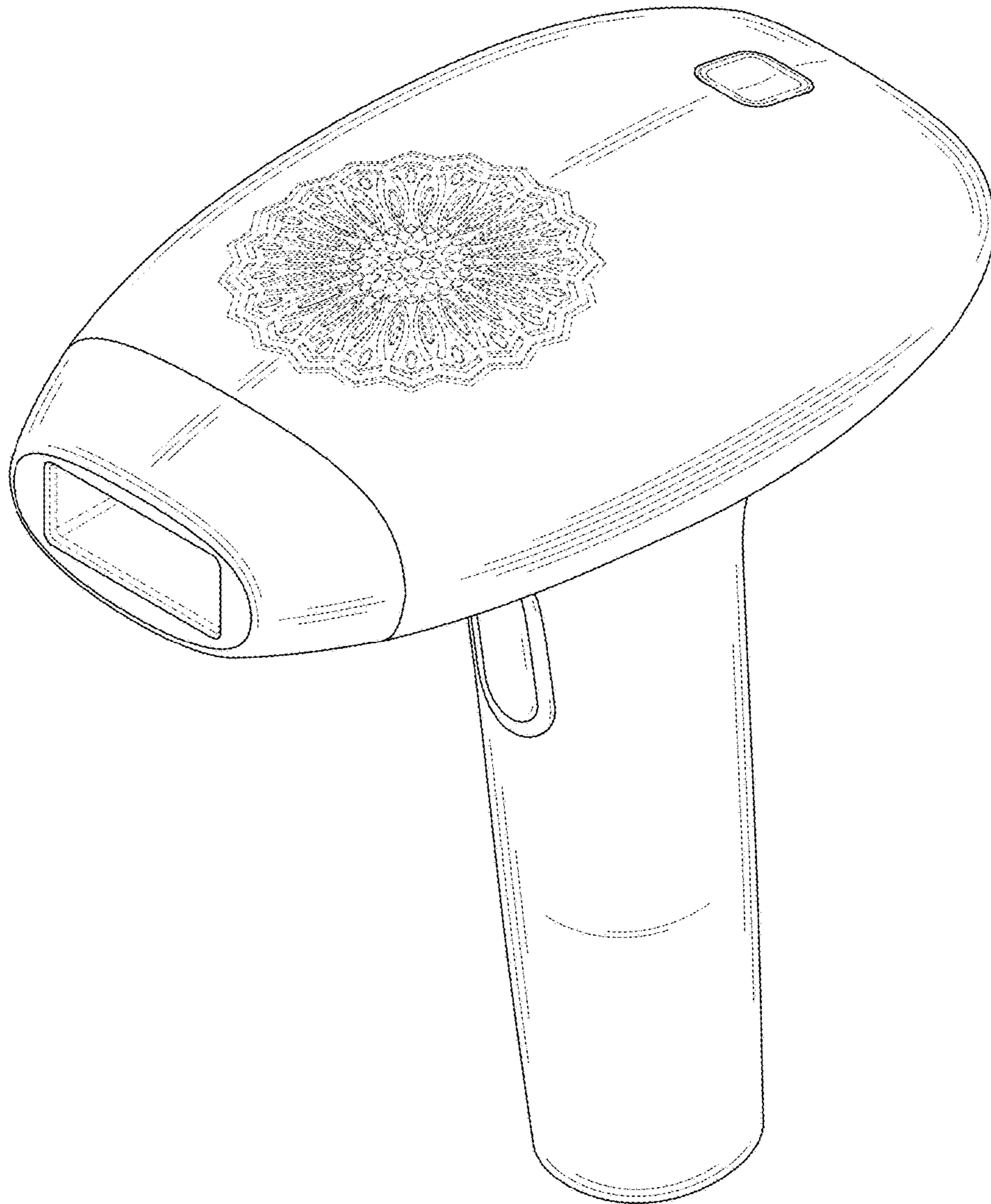


FIG.1

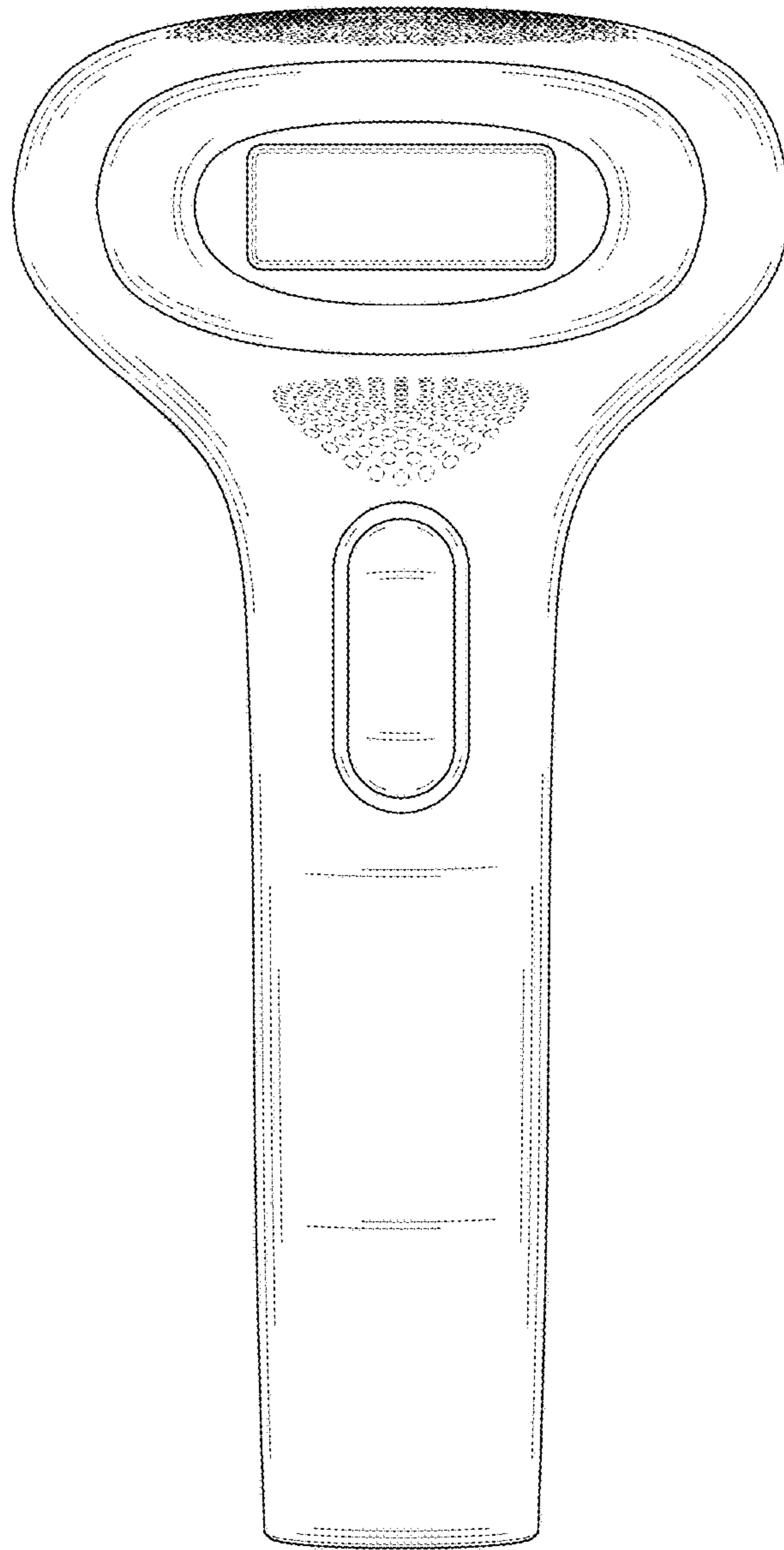


FIG.2

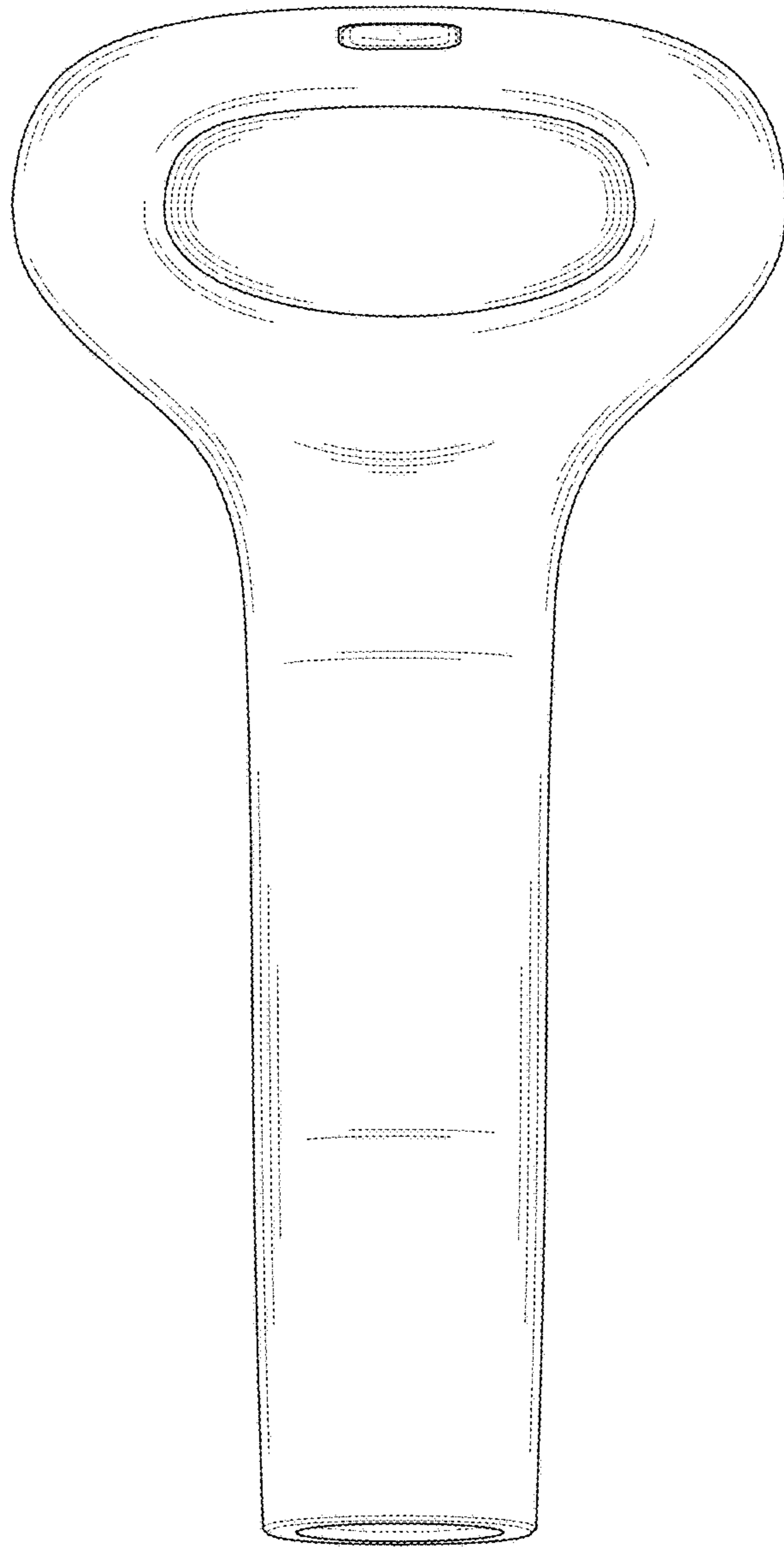


FIG.3

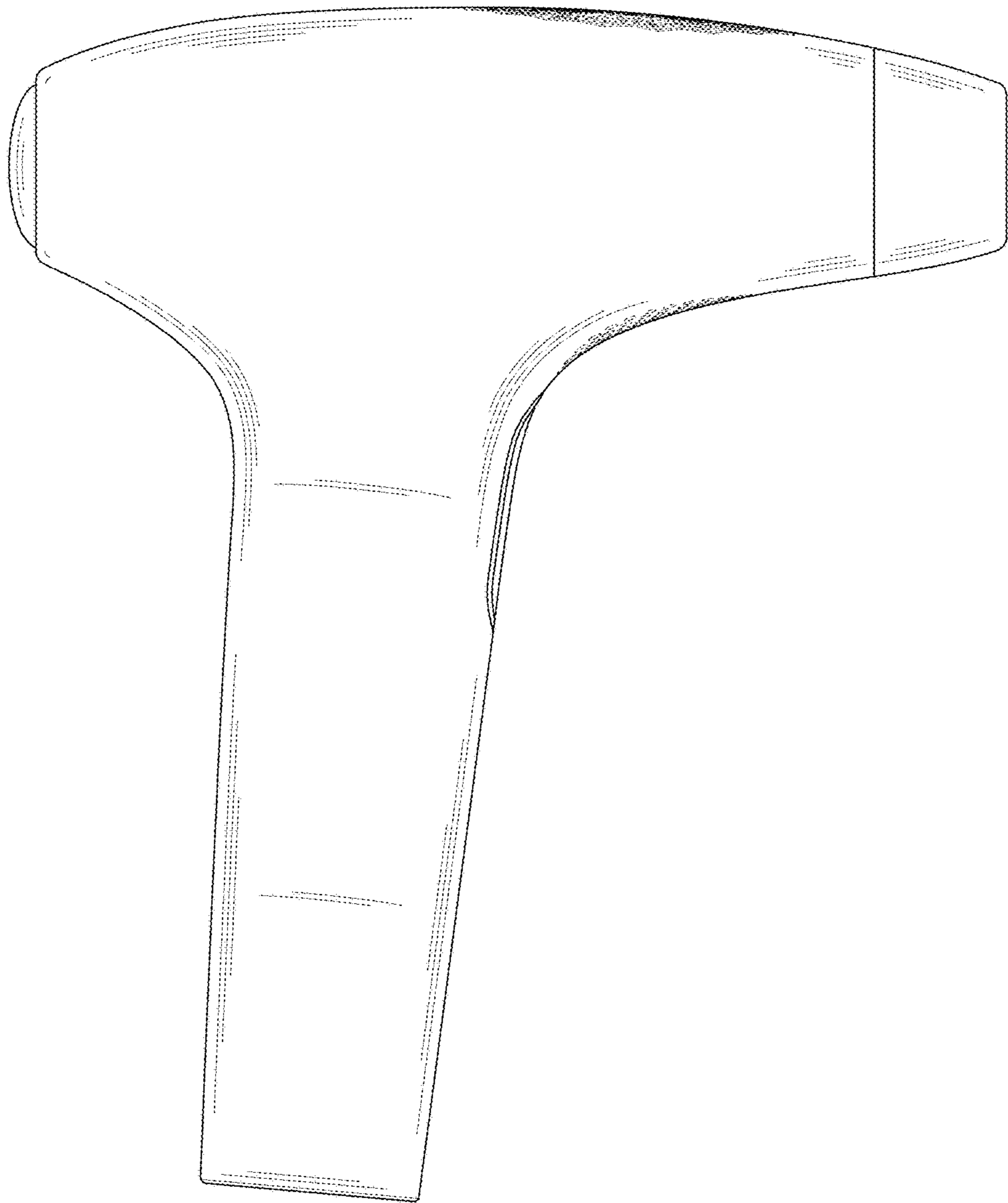


FIG.4



FIG.5

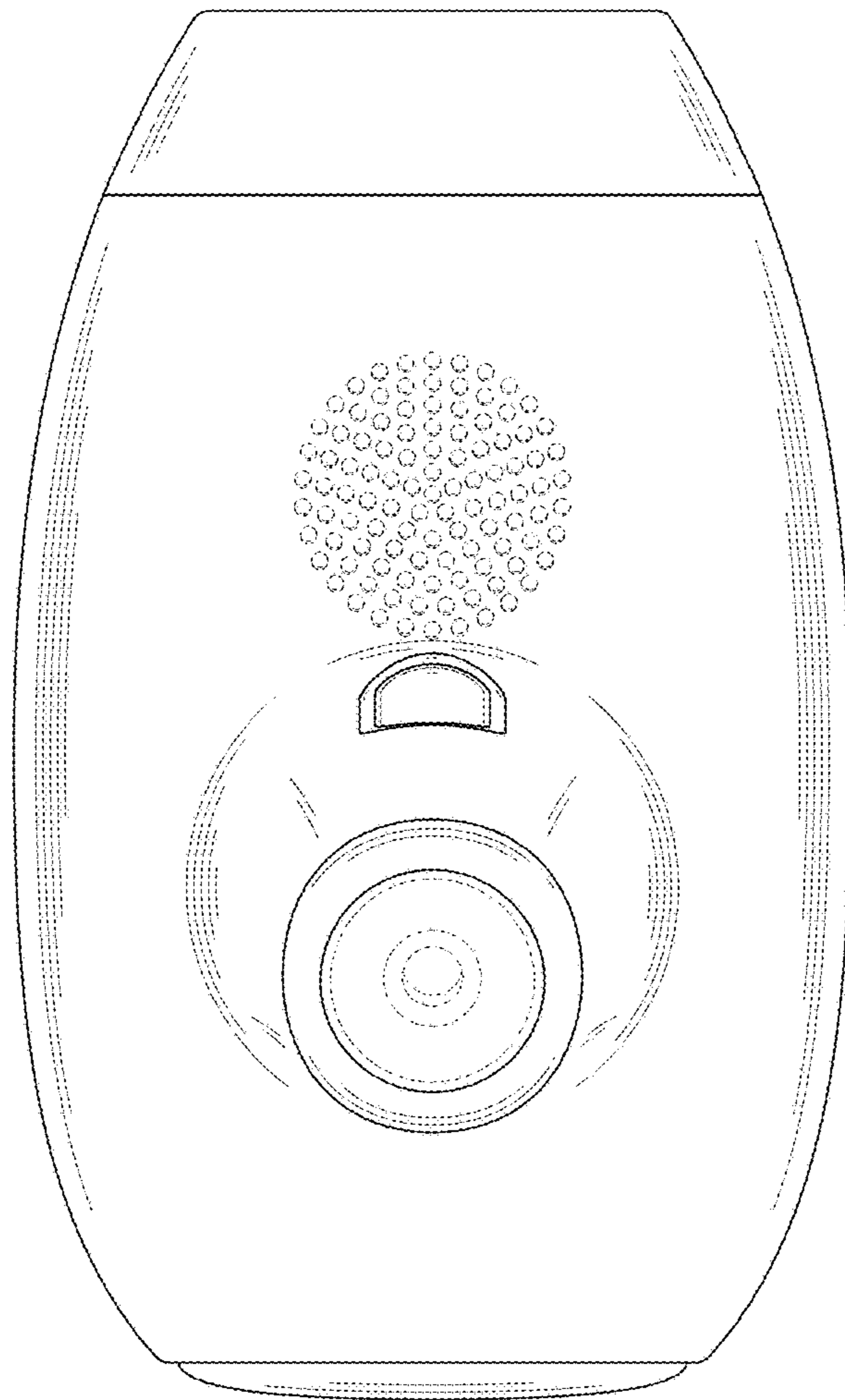


FIG.6