



US00D863548S

(12) **United States Design Patent**  
**Partsch, IV**

(10) **Patent No.:** **US D863,548 S**

(45) **Date of Patent:** **\*\* Oct. 15, 2019**

(54) **DOUCHE/ENEMA TIP ADAPTABLE FOR A WATER BOTTLE**

(71) Applicant: **George J. Partsch, IV**, Norco, CA (US)

(72) Inventor: **George J. Partsch, IV**, Norco, CA (US)

(\*\*) Term: **15 Years**

(21) Appl. No.: **29/632,861**

(22) Filed: **Jan. 10, 2018**

(51) **LOC (12) Cl.** ..... **24-02**

(52) **U.S. Cl.**  
USPC ..... **D24/112**

(58) **Field of Classification Search**  
USPC ..... D24/112-115, 118, 194, 196, 108, 133, D24/130, 127, 186; 606/181, 185; 604/264, 272, 187, 181, 184, 227  
CPC ..... A61M 3/02; A61M 3/0262; A61M 5/178; A61M 3/00; A61M 5/20; A61M 5/31; A61M 5/3146; A61M 5/3129; A61M 5/3148; A61M 5/315  
See application file for complete search history.

(56) **References Cited**

U.S. PATENT DOCUMENTS

2,857,914	A *	10/1958	Carliner	.....	A61M 3/00 604/200
2,888,929	A *	6/1959	Bray	.....	A61J 17/001 606/236
3,144,866	A *	8/1964	Ellis	.....	A61M 3/0262 122/406.4
D250,546	S *	12/1978	Pick	.....	D24/115
4,200,097	A *	4/1980	Hobbs, Jr.	.....	A61M 3/0262 604/213

4,336,801	A *	6/1982	Sentell	.....	A61B 1/32 604/278
D372,089	S *	7/1996	Sheu	.....	604/121
5,531,703	A *	7/1996	Skwarek	.....	A61M 5/3129 604/187
D387,868	S *	12/1997	Wilburn	.....	D24/194
6,190,366	B1 *	2/2001	Tani	.....	A61H 35/00 222/211
D575,405	S *	8/2008	Spalding	.....	D24/194
D610,691	S *	2/2010	Benedetto	.....	D24/194
D712,535	S *	9/2014	Du	.....	D24/108

\* cited by examiner

*Primary Examiner* — David G Muller

(74) *Attorney, Agent, or Firm* — WPAT, P.C., Intellectual Property Attorneys; Anthony King

(57) **CLAIM**

The ornamental design for a douche/enema tip adaptable for a water bottle, as shown and described.

**DESCRIPTION**

FIG. 1 is a perspective view of the douche/enema tip adaptable for a water bottle;

FIG. 2 is a front view of the douche/enema tip adaptable for a water bottle of FIG. 1, the back side being a mirror image thereof;

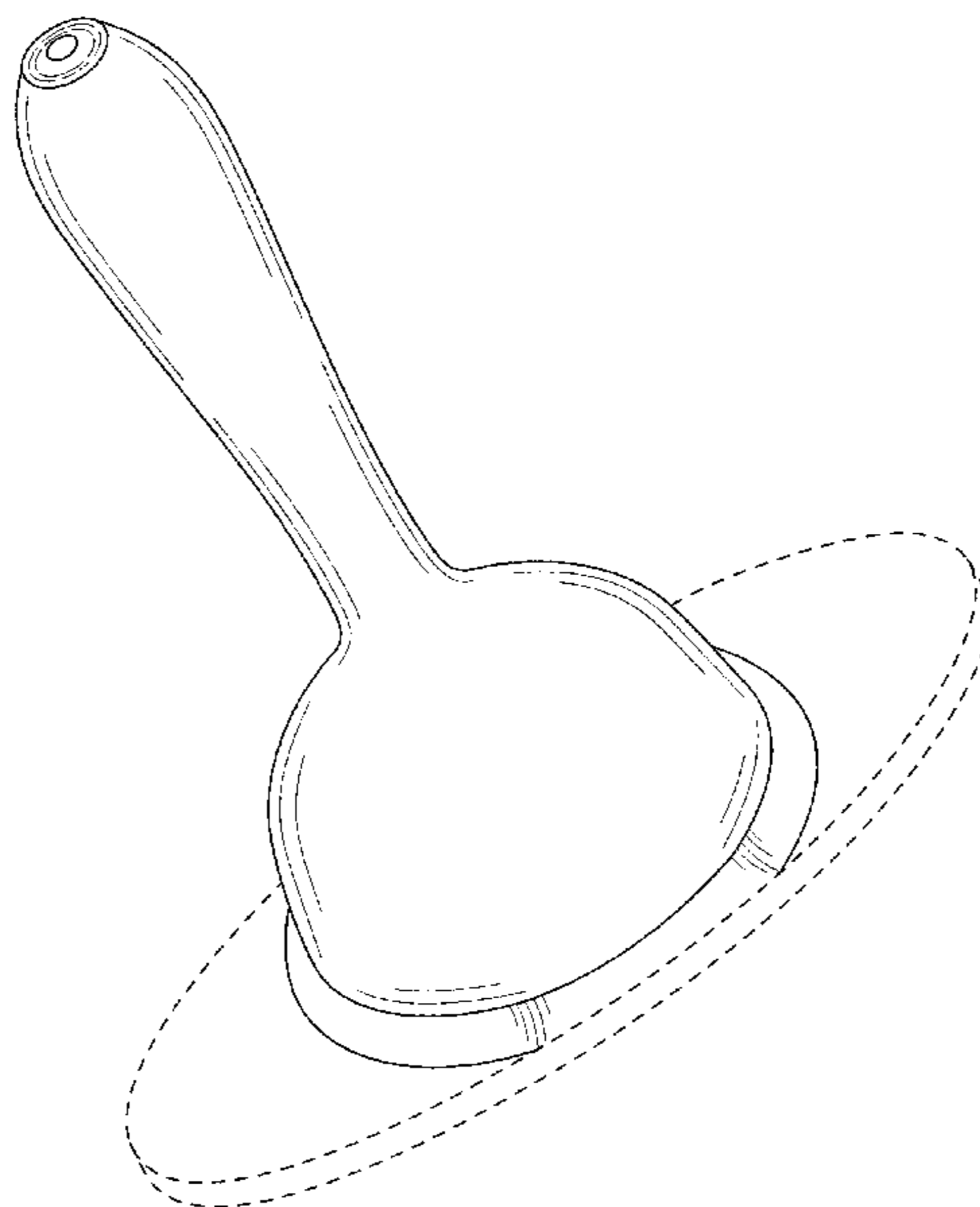
FIG. 3 is a left side view of the douche/enema tip adaptable for a water bottle of FIG. 1; the right side being a mirror image thereof;

FIG. 4 is a top view of the douche/enema tip adaptable for a water bottle of FIG. 1; and,

FIG. 5 is a bottom view of the douche/enema tip adaptable for a water bottle of FIG. 1.

The broken lines shown in FIGS. 1,2,3,4,5, illustrate portions of the (insert tip, collar, O-ring) that form no part of the claimed design.

**1 Claim, 4 Drawing Sheets**



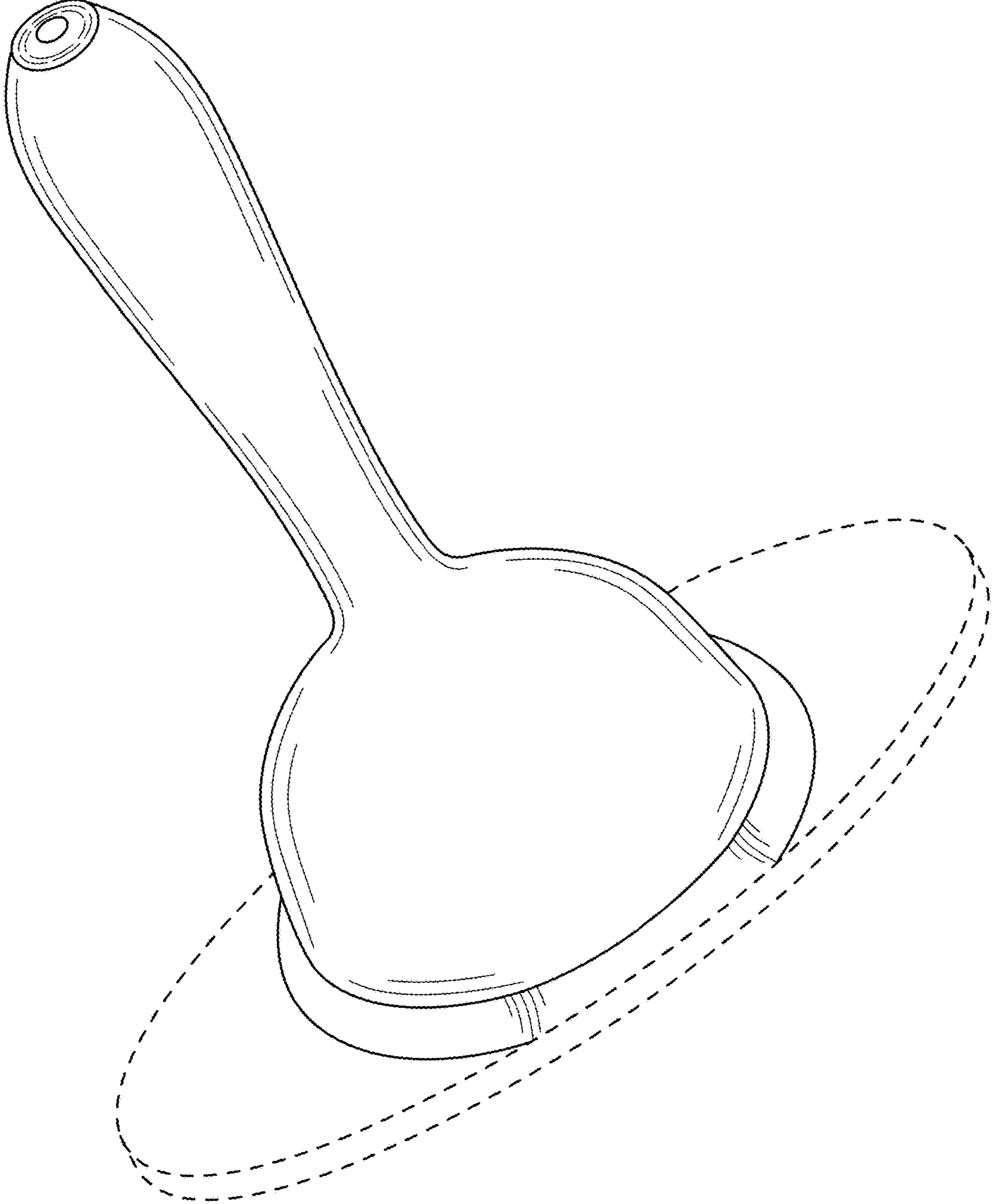


FIG. 1

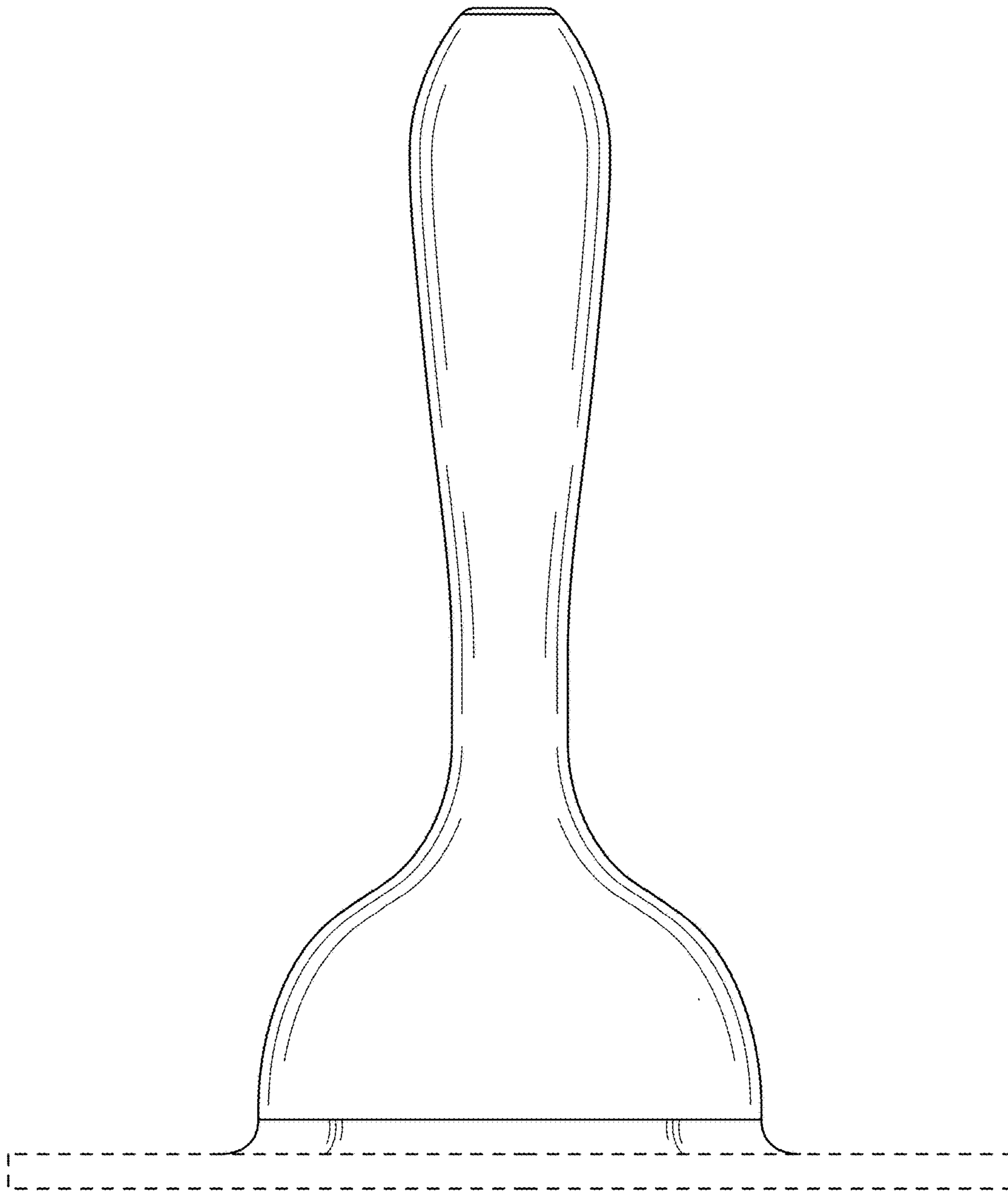


FIG. 2

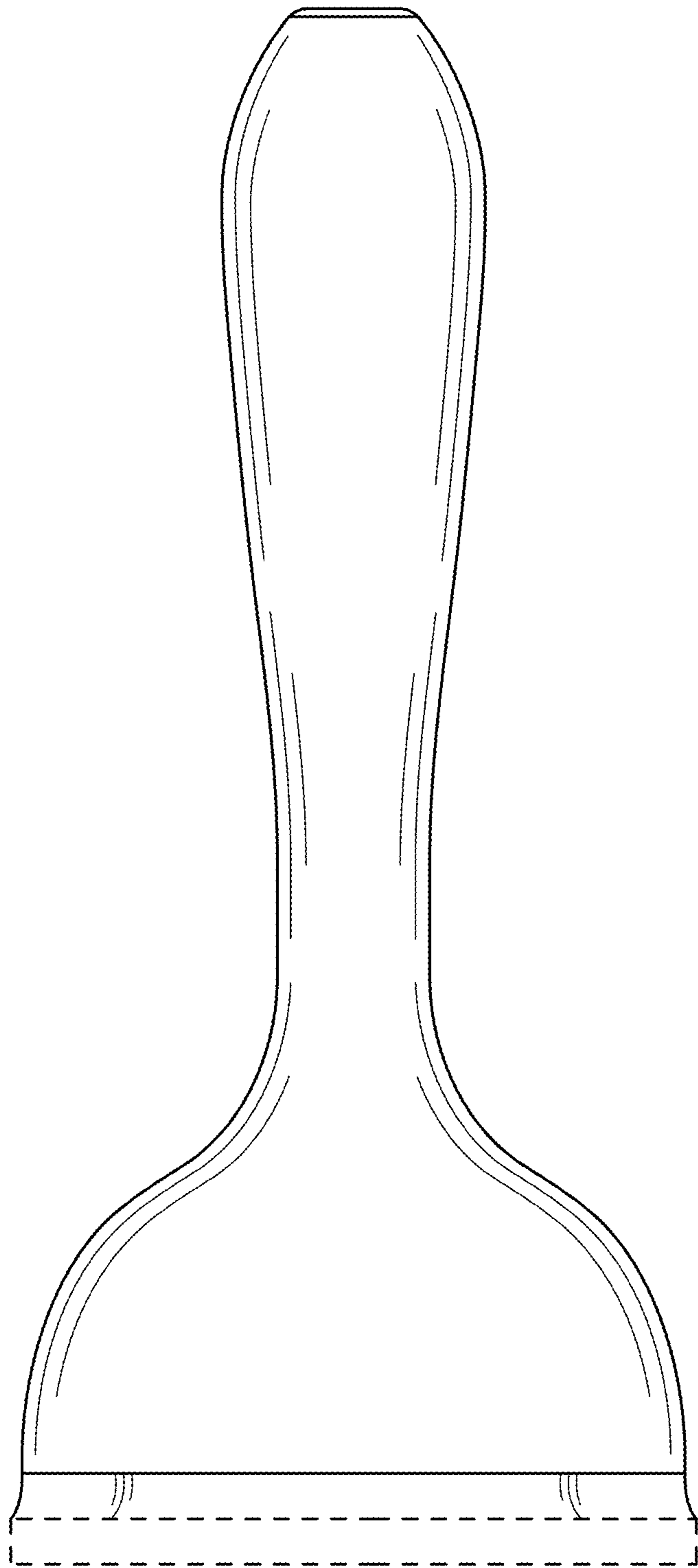


FIG. 3

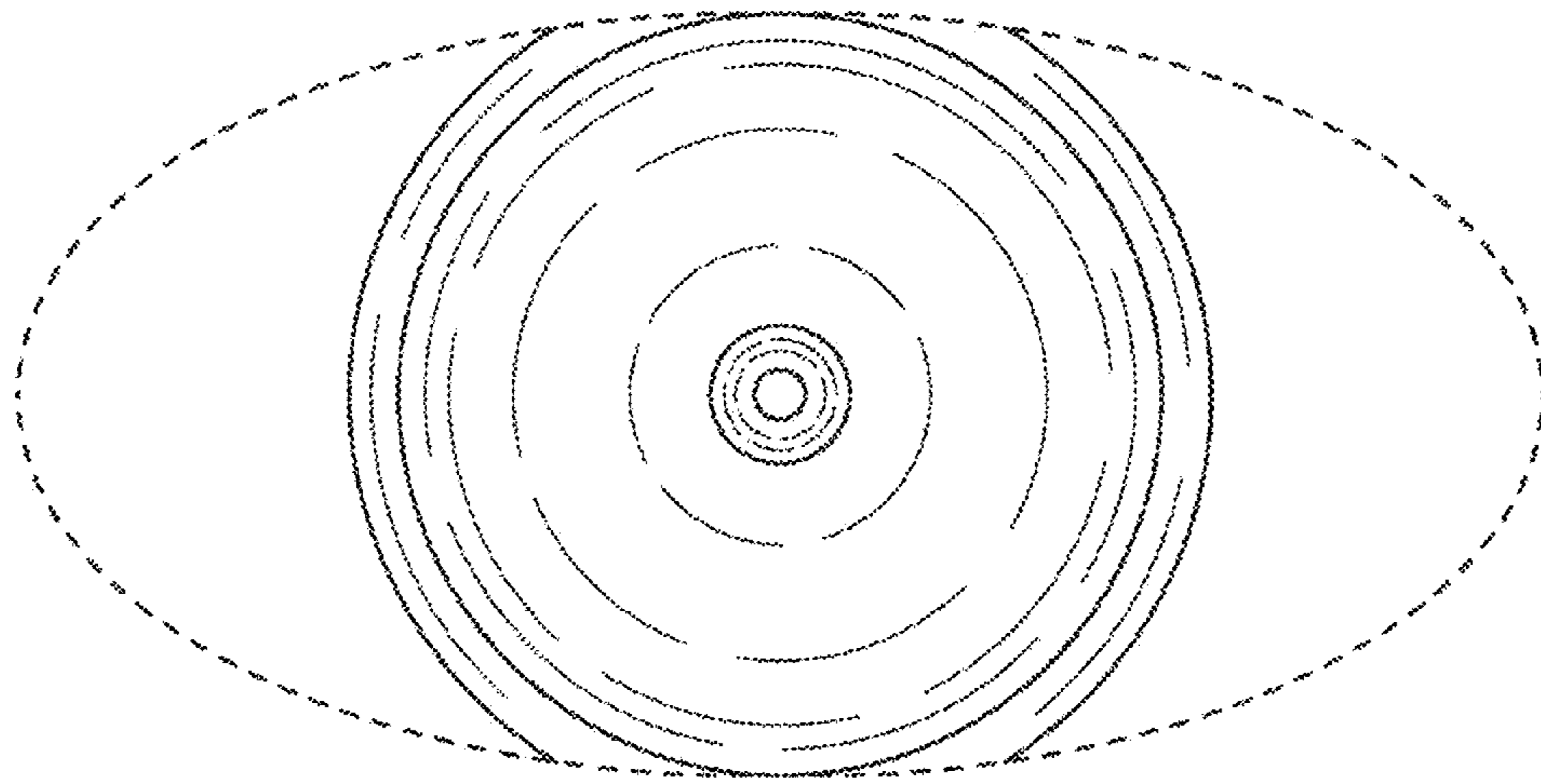


Fig. 4

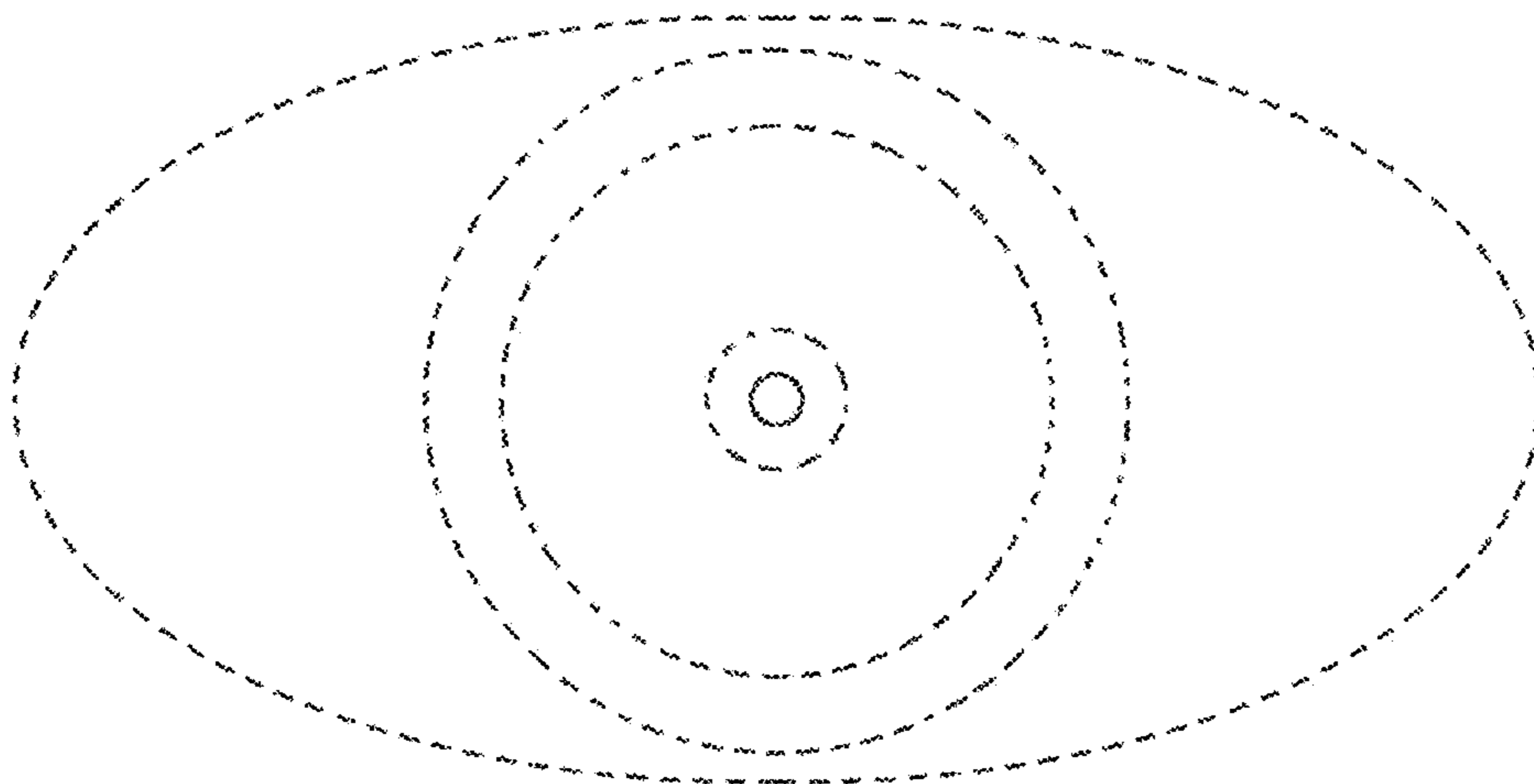


Fig. 5