



US00D863531S

(12) **United States Design Patent** (10) **Patent No.:** **US D863,531 S**
Jackson et al. (45) **Date of Patent:** **** Oct. 15, 2019**

(54) **METERED-DOSE INHALER MOUTHPIECE**

(71) Applicant: **Optimist Inhaler, LLC**, Buford, GA (US)

(72) Inventors: **David N Jackson**, Buford, GA (US);
Russell M Smith, Buford, GA (US)

(73) Assignee: **Optimist Inhaler LLC**, Gainesville, GA (US)

(**) Term: **15 Years**

(21) Appl. No.: **29/675,654**

(22) Filed: **Jan. 4, 2019**

(51) **LOC (12) Cl.** **29-02**

(52) **U.S. Cl.**
USPC **D24/110**

(58) **Field of Classification Search**
USPC D24/108, 110, 110.5, 164, 127
CPC A61M 15/009; A61M 2202/064; A61M 15/0065; A61M 15/00; A61M 15/008; A61M 15/0068; A61M 15/0091; A61M 2205/3592; A61M 2205/3553; A61M 15/0021

See application file for complete search history.

(56) **References Cited**

U.S. PATENT DOCUMENTS

D197,687 S *	3/1964	Gurian et al.	D24/110
D207,143 S *	3/1967	Goodwin	D24/110
D571,001 S *	6/2008	Warby	D24/110
D629,504 S *	12/2010	Zuyderhoudt	D24/110
D629,507 S *	12/2010	Zuyderhoudt	D24/110.5
D629,508 S *	12/2010	Zuyderhoudt	D24/110.5
D629,889 S *	12/2010	Zuyderhoudt	D24/110.5
D681,803 S *	5/2013	Sheehy	D24/110
D681,804 S *	5/2013	Sheehy	D24/110
D772,395 S *	11/2016	Walsh	D24/110
2005/0028815 A1 *	2/2005	Deaton	A61M 15/0065 128/200.23

2010/0192946 A1 *	8/2010	Oi	A61M 15/009 128/200.23
2013/0087142 A1 *	4/2013	Kane	A61M 15/009 128/200.23
2016/0325058 A1	11/2016	Samson et al.		
2017/0042215 A1	2/2017	Murison		

(Continued)

FOREIGN PATENT DOCUMENTS

WO	WO2016187156 A1	11/2016
WO	WO2017182975 A1	10/2017

OTHER PUBLICATIONS

Mhealthspot, <http://mhealthspot.com/2016/02/adherium-smart-inhalers-multicountry-study>, Mar. 18, 2017.

(Continued)

Primary Examiner — Lilyana Bekic

(74) *Attorney, Agent, or Firm* — Mehrman Law Office;
Michael J. Mehrman

(57) **CLAIM**

The ornamental design for a metered-dose inhaler mouthpiece, as shown and described.

DESCRIPTION

FIG. 1 is a left side, front, and top perspective top view of a metered-dose inhaler mouthpiece, showing our new design;

FIG. 2 is a front elevational view thereof;

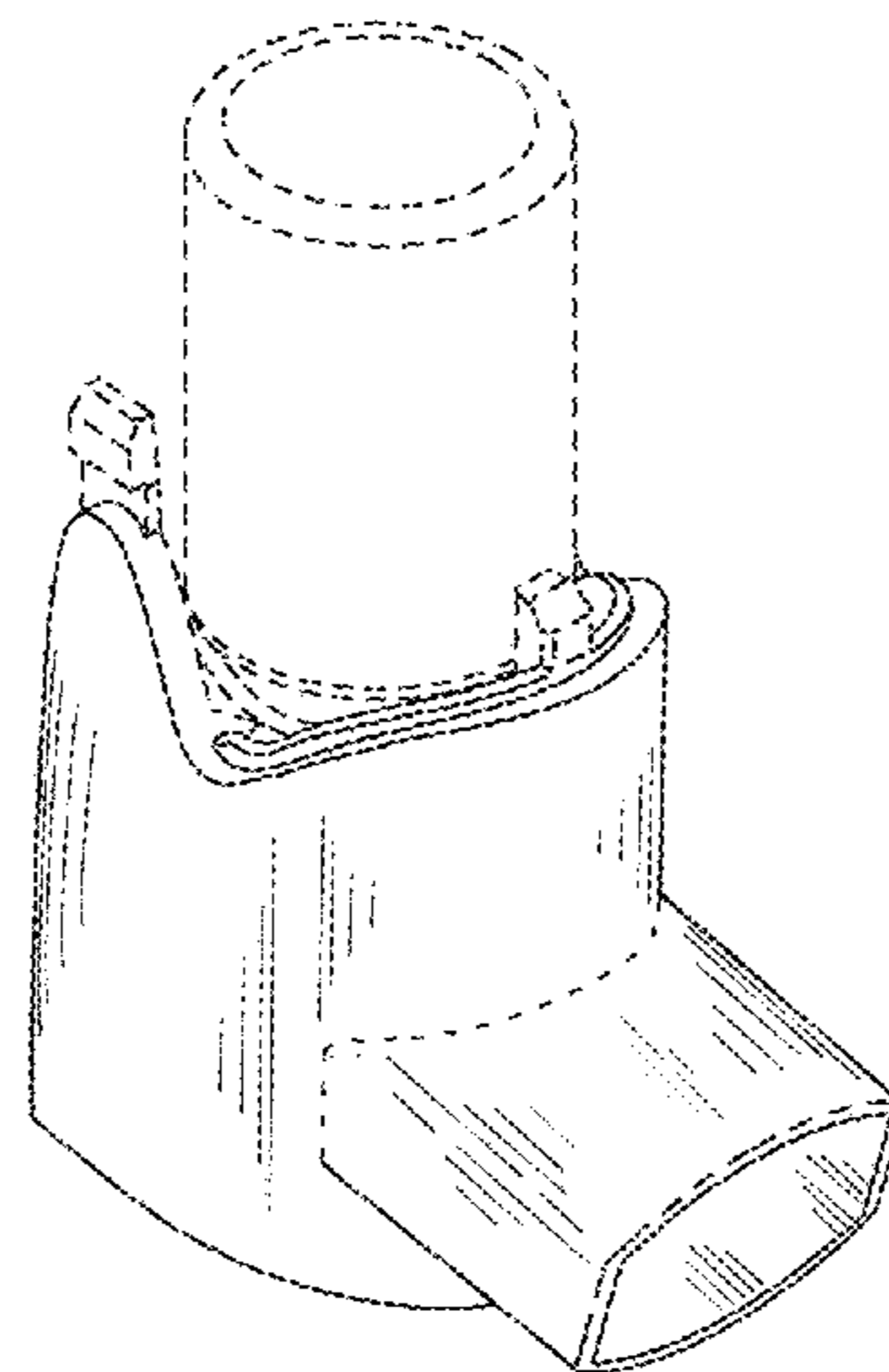
FIG. 3 is a left side elevational view thereof;

FIG. 4 is a top plan view thereof; and,

FIG. 5 is a bottom plan view thereof.

The broken line showing of the cartridge in FIGS. 1-4 depict environmental structure that forms no part of the claimed design. All other broken lines depict portions of the metered-dose inhaler mouthpiece that form no part of the claimed design.

1 Claim, 2 Drawing Sheets



(56)

References Cited

U.S. PATENT DOCUMENTS

2017/0319797 A1 11/2017 Germinario et al.
2019/0030264 A1* 1/2019 Herskovic A61M 15/0021

OTHER PUBLICATIONS

Vaporsmooth, <https://vaporsmooth.com/breeze-smart-inhaler-new-breeze-vaporizer-by-resolve-digital-health>, Jun. 24, 2017.

www.3ders.org, <http://www.3ders.org/articles/20160314-3d-printed-smart-inhaler-could-help-doctors-better-understand-asthma.html>, Mar. 16, 2016.

Medgadget, <https://www.medgadget.com/2014/06/nexus6-smarttouch-inhaler-monitor-helps-patients-adhere-to-medication-regimens.html>, Jun. 6, 2014.

SYQEmedical, <https://www.syqemedical.com>, Dec. 1, 2016.

www.vccny.com, <http://www.vccny.com/blog/2016/12/01/albuterol-toxicity-in-pets-where-is-your-inhaler>, Dec. 1, 2016.

* cited by examiner

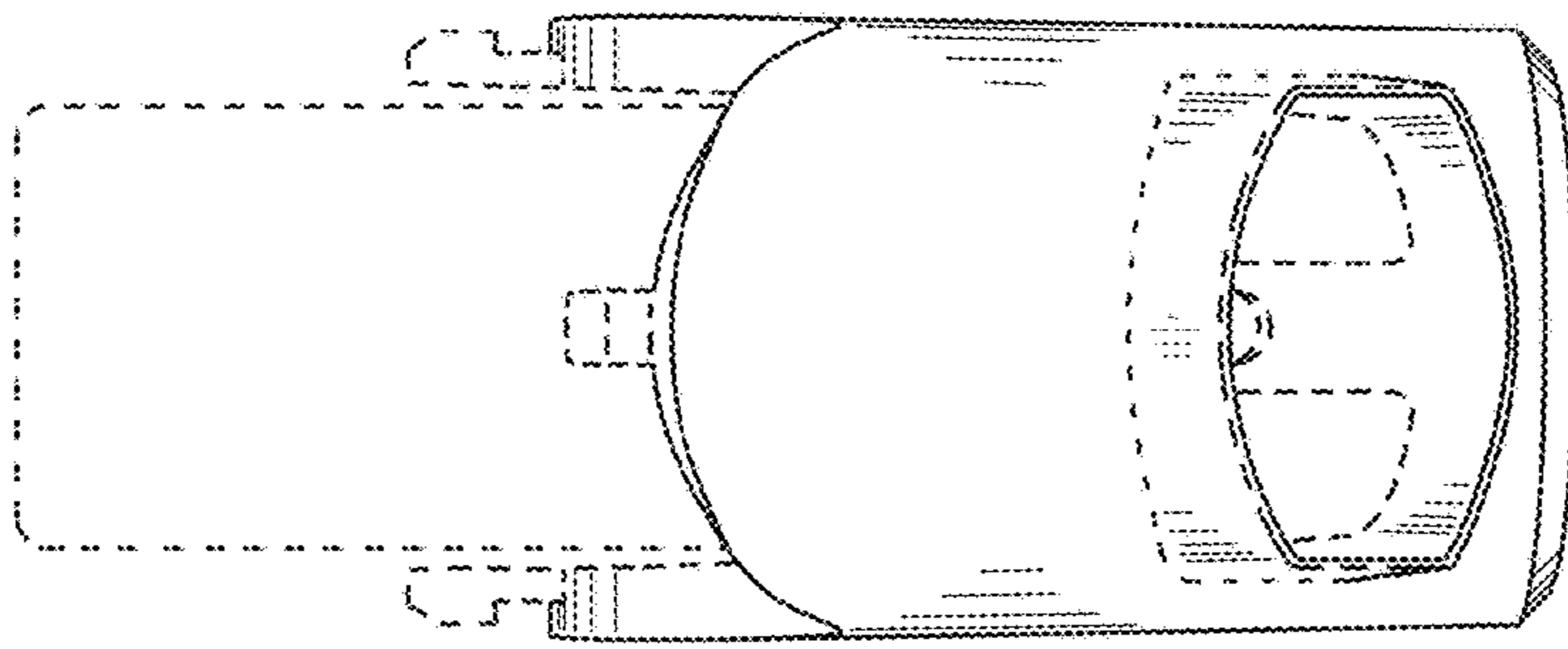


Fig. 2

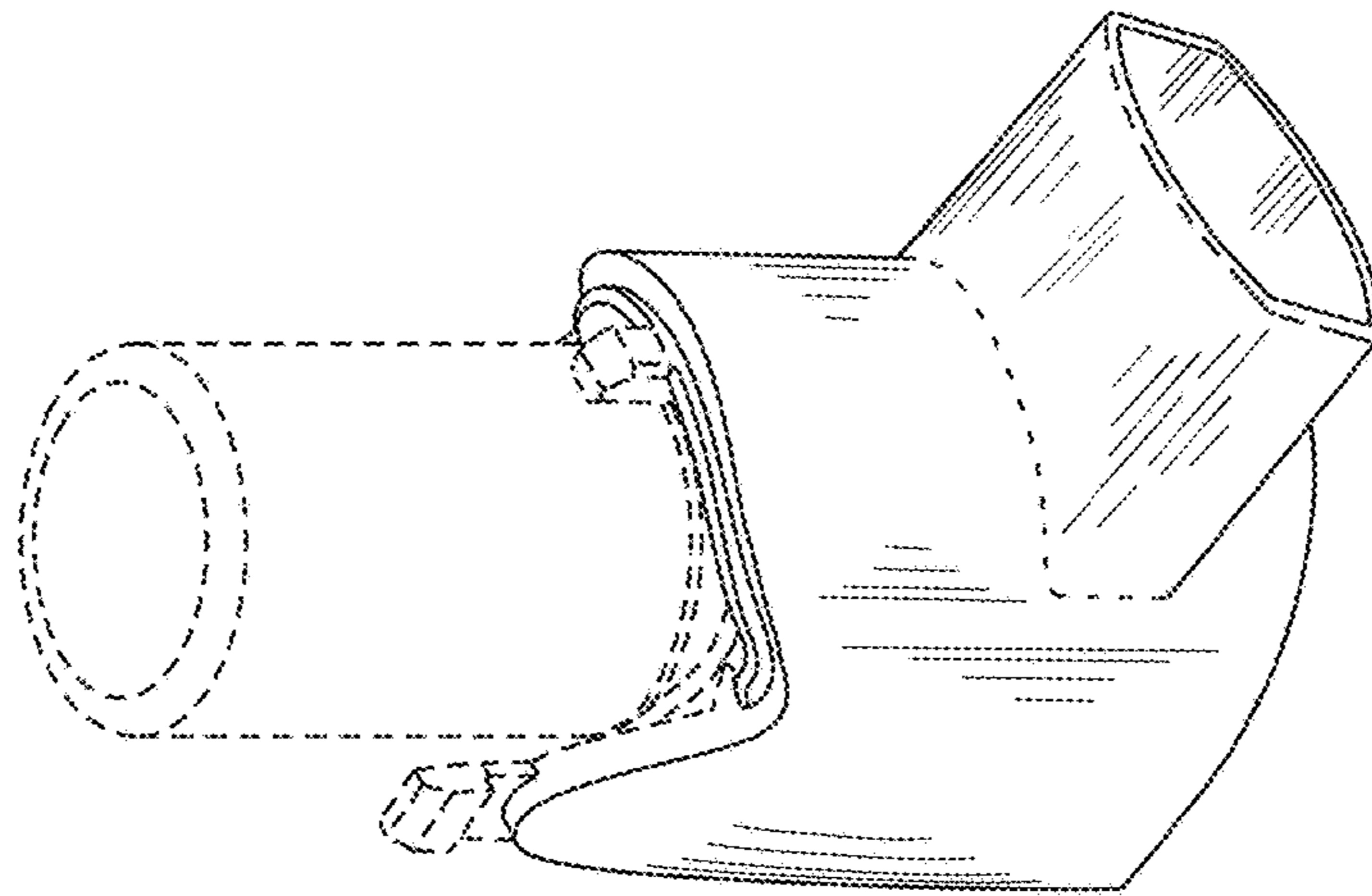


Fig. 1

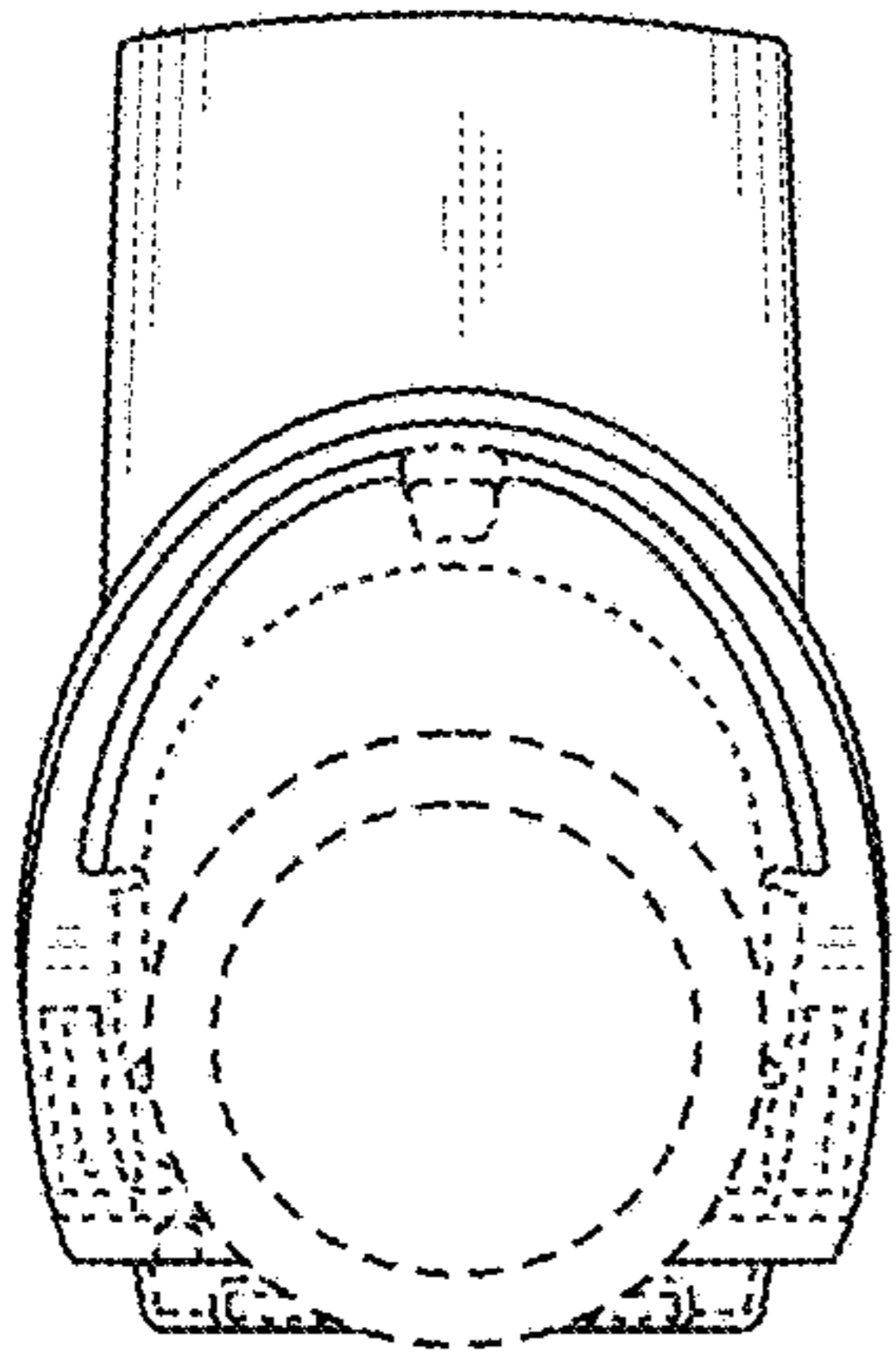


Fig. 4

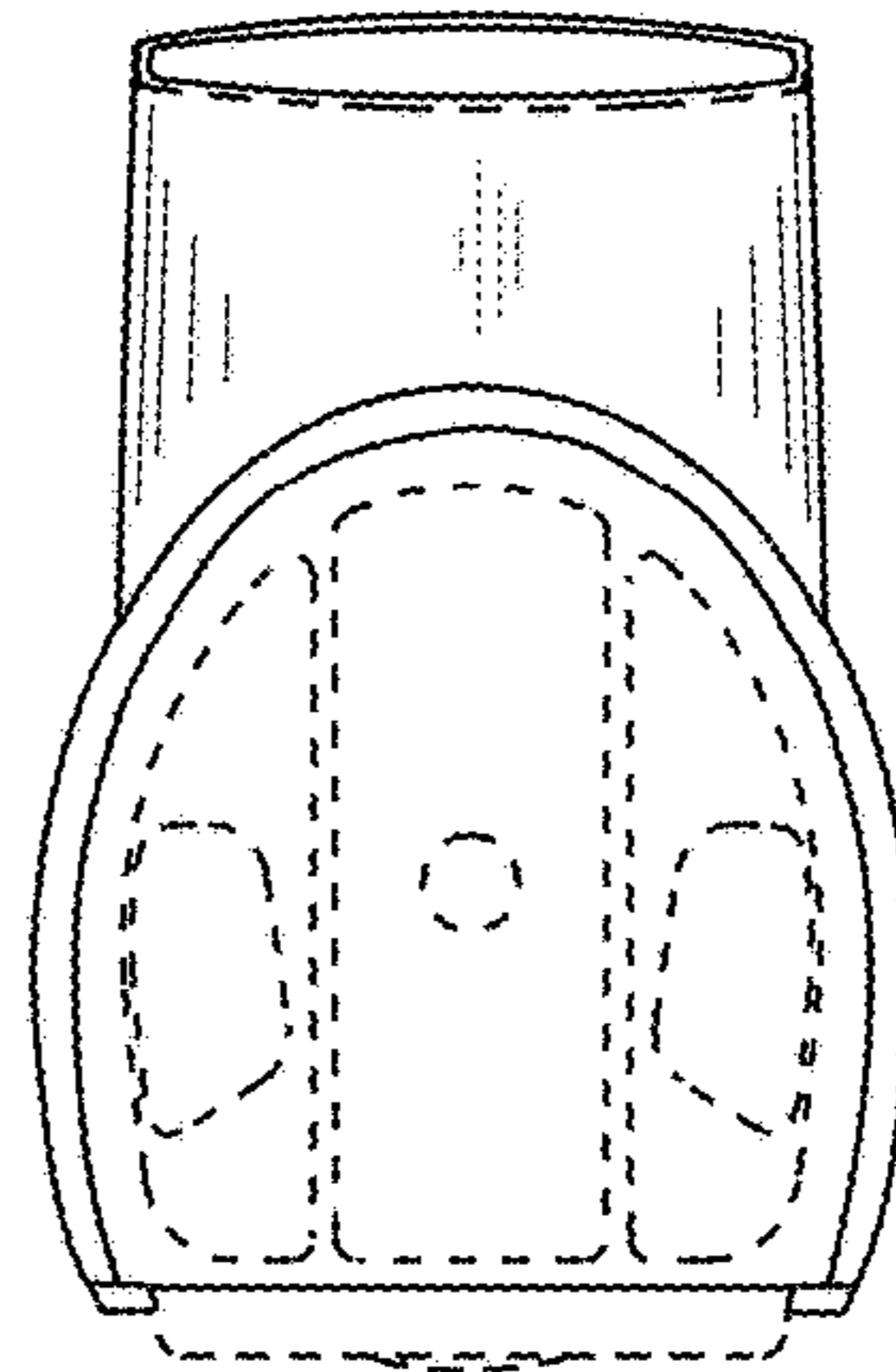


Fig. 5

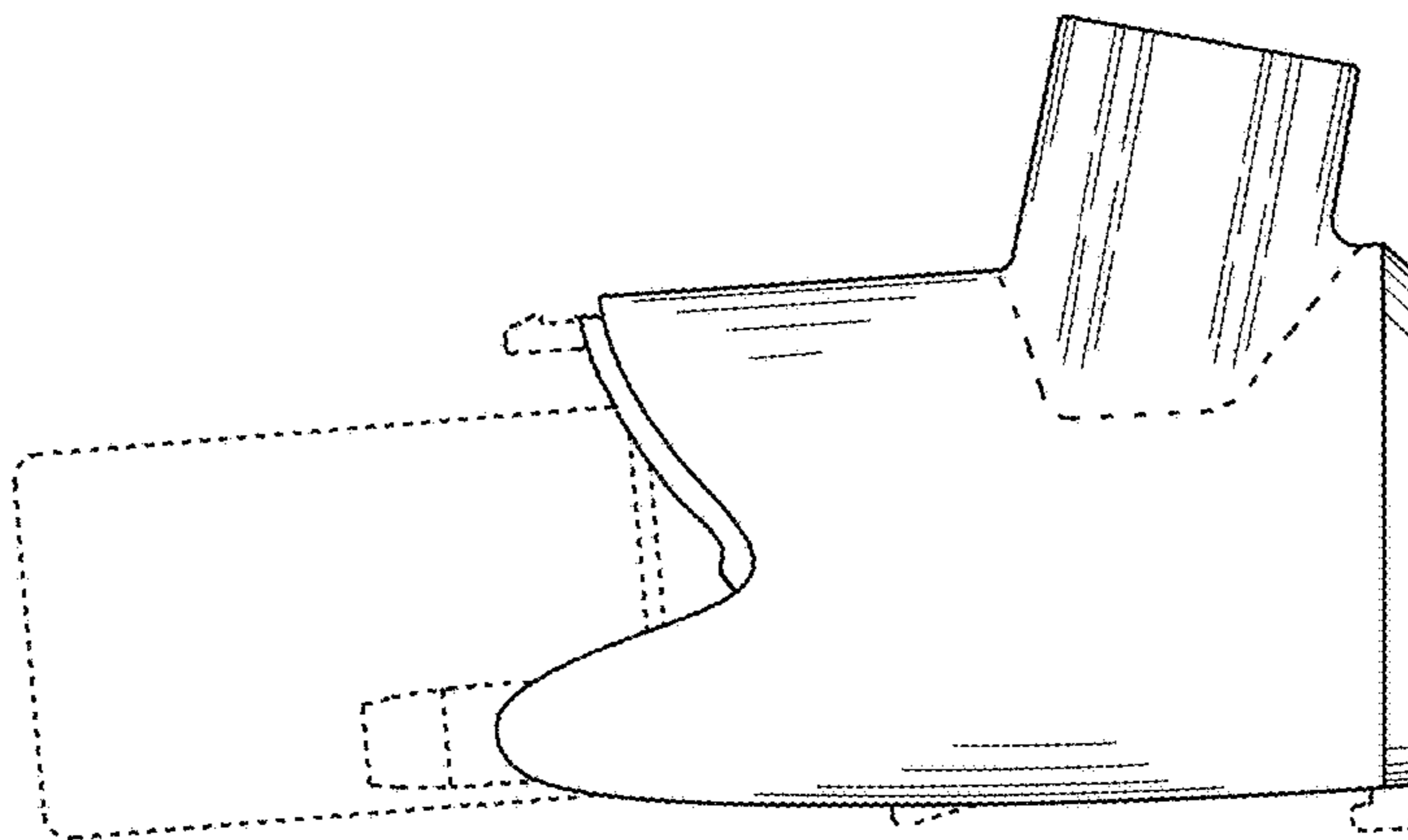


Fig. 3