



US00D863518S

(12) **United States Design Patent** (10) **Patent No.:** **US D863,518 S**  
**Fuller et al.** (45) **Date of Patent:** **\*\* Oct. 15, 2019**

(54) **HEATER**

(71) Applicants: **Mark Fuller**, Sun Valley, CA (US);  
**Susan Fuller**, Sun Valley, CA (US);  
**James Doyle**, Sun Valley, CA (US);  
**Riae Yoo**, Sun Valley, CA (US); **Dezso Molnar**, Sun Valley, CA (US); **Scott Winslow**, Sun Valley, CA (US)

(72) Inventors: **Mark Fuller**, Sun Valley, CA (US);  
**Susan Fuller**, Sun Valley, CA (US);  
**James Doyle**, Sun Valley, CA (US);  
**Riae Yoo**, Sun Valley, CA (US); **Dezso Molnar**, Sun Valley, CA (US); **Scott Winslow**, Sun Valley, CA (US)

(73) Assignee: **WET**, Sun Valley, CA (US)

(\*\*) Term: **15 Years**

(21) Appl. No.: **29/529,851**

(22) Filed: **Jun. 10, 2015**

(51) **LOC (12) Cl.** ..... **23-03**

(52) **U.S. Cl.**  
USPC ..... **D23/317**

(58) **Field of Classification Search**  
USPC ..... D23/317, 330, 332-333, 335-351,  
D23/354-356, 370, 376, 378, 381, 382,  
D23/386, 411, 412, 314, 379, 328  
CPC . F24D 13/00; F24H 7/00; F24H 7/002; F24H  
7/0208; F24H 7/0216; F24H 9/02; F24H  
3/006; F24H 9/0068; F24H 9/0073; F24C  
1/14; F24C 15/06; F23D 14/82; F23D  
14/02; F23D 14/22

See application file for complete search history.

(56) **References Cited**

**U.S. PATENT DOCUMENTS**

D267,192 S \* 12/1982 Vincent ..... D23/342  
D267,970 S \* 2/1983 Gronwick ..... D23/336

D315,598 S \* 3/1991 Yamamoto ..... D23/378  
D328,946 S \* 8/1992 Havrilla ..... D23/365  
D398,044 S \* 9/1998 Gutmann ..... D23/364  
D410,539 S \* 6/1999 Gutmann ..... D23/364  
D537,154 S \* 2/2007 Cunningham ..... D23/336  
D639,919 S \* 6/2011 Yu ..... D23/314  
D640,355 S \* 6/2011 Yu ..... D23/328  
D663,810 S \* 7/2012 Ren ..... D23/317  
D688,360 S \* 8/2013 Paz ..... D23/314  
8,674,266 B2 \* 3/2014 Fis-Menache ..... F24C 1/10  
126/92 A  
D714,923 S \* 10/2014 Engelhard ..... D23/364  
D756,496 S \* 5/2016 Wang ..... D23/332  
D761,945 S \* 7/2016 Imbert ..... D23/348  
9,402,931 B2 \* 8/2016 Engelhard ..... A61L 9/205  
D809,120 S \* 1/2018 Shin ..... D23/378  
D817,467 S \* 5/2018 Shin ..... D23/364  
2015/0354817 A1 \* 12/2015 Fuller ..... F24H 9/0068  
126/75  
2016/0131394 A1 \* 5/2016 Liang ..... F23D 14/82  
126/90 R

(Continued)

*Primary Examiner* — T Chase Nelson

*Assistant Examiner* — Ania Aman

(74) *Attorney, Agent, or Firm* — Maceiko IP

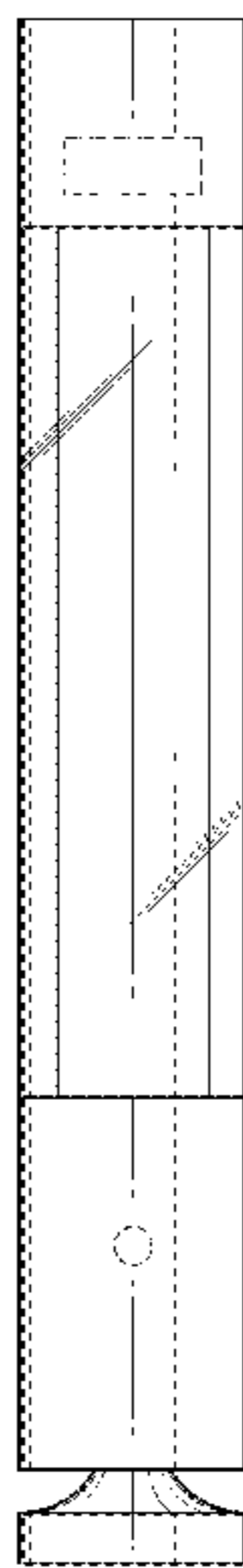
(57) **CLAIM**

The ornamental designs for a heater, as shown and described.

**DESCRIPTION**

FIG. 1 is a front view of a heater.  
FIG. 2 is a left view thereof.  
FIG. 3 is a right view thereof.  
FIG. 4 is a rear view thereof.  
FIG. 5 is a top view thereof; and,  
FIG. 6 is a bottom view thereof.  
In the drawings, the broken lines depict unclaimed subject matter only and form no part of the claimed design.

**1 Claim, 1 Drawing Sheet**



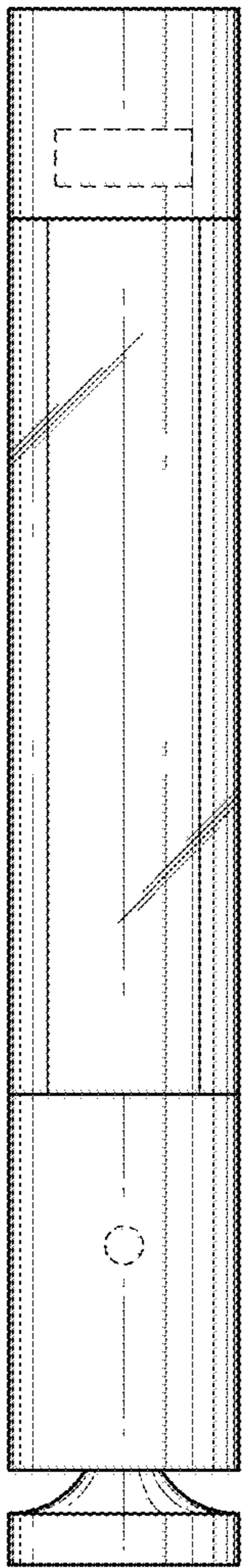
(56)

**References Cited**

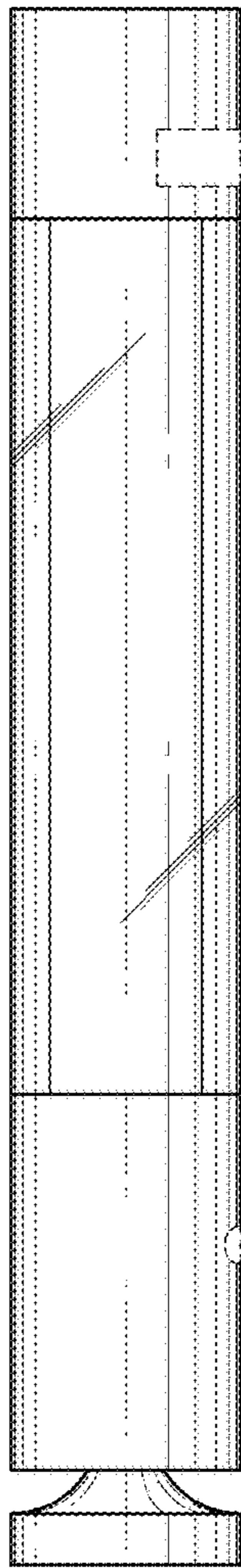
U.S. PATENT DOCUMENTS

2016/0230985 A1\* 8/2016 Home ..... F23D 14/145  
2016/0348915 A1\* 12/2016 Yang ..... F24C 1/12


\* cited by examiner



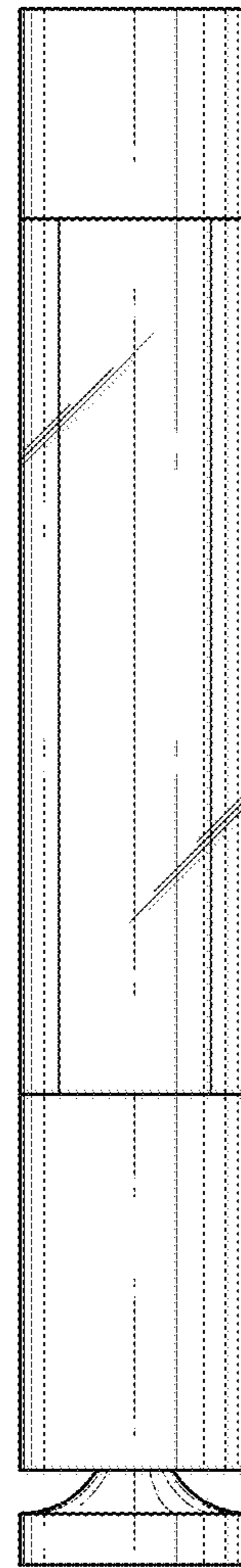
**FIG. 1**



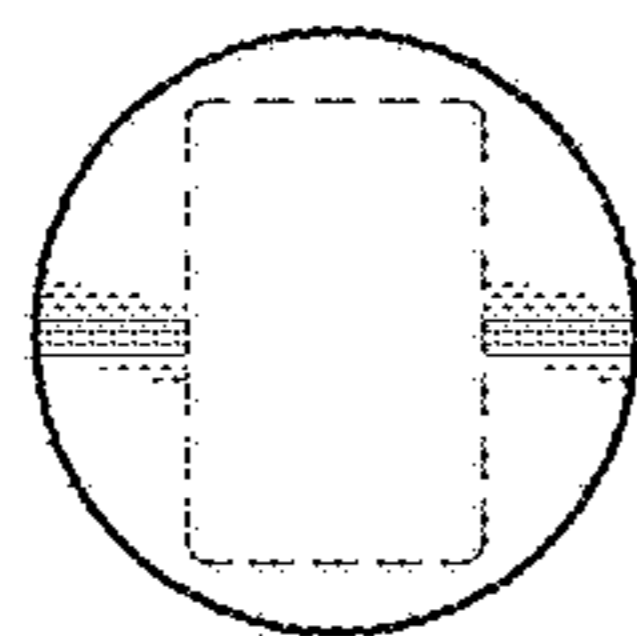
**FIG. 2**



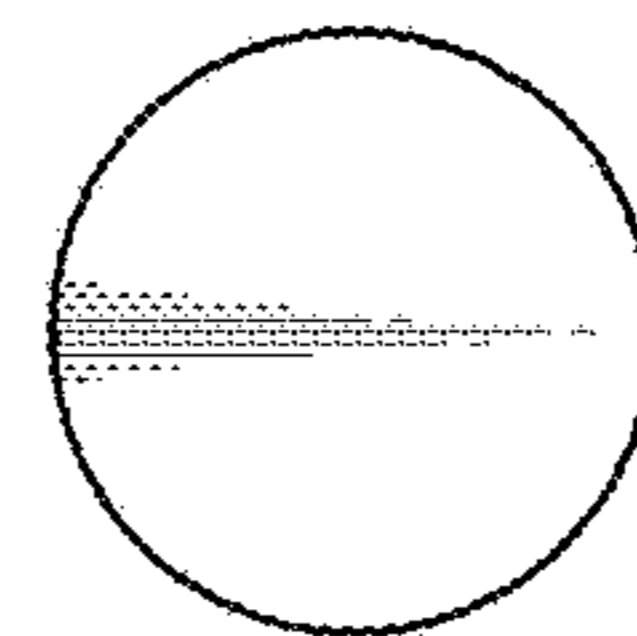
**FIG. 3**



**FIG. 4**



**FIG. 5**



**FIG. 6**