



US00D863516S

(12) **United States Design Patent** (10) **Patent No.:** **US D863,516 S**
Stevenson et al. (45) **Date of Patent:** **** Oct. 15, 2019**

(54) **VANITY**
(71) Applicant: **Kohler Mira Limited**, Gloucestershire (GB)
(72) Inventors: **Robert K. Stevenson**, London (AE); **Alexander M. Muspratt-Williams**, London (GB); **Mimi Jiang**, Shanghai (CN)
(73) Assignee: **KOHLER MIRA LIMITED** (GB)
(**) Term: **15 Years**
(21) Appl. No.: **29/657,998**
(22) Filed: **Jul. 26, 2018**

D328,338 S 7/1992 Ragonot
D387,857 S 12/1997 McKeone
D391,353 S 2/1998 McKeone
D407,470 S 3/1999 McKeone
D415,261 S 10/1999 Thomas
D434,124 S 11/2000 McKeone
D499,797 S 12/2004 Bates
D504,170 S 4/2005 Kergoet
D509,574 S 9/2005 Sutopo
D509,887 S 9/2005 Sutopo
D538,410 S 3/2007 Chensesseau
D588,239 S 3/2009 Slothower
D588,242 S 3/2009 Hanna
D598,990 S 8/2009 Durringer et al.
D599,448 S 9/2009 Durringer et al.
D611,128 S 3/2010 Soulier
D624,992 S 10/2010 Maitre

(Continued)

Primary Examiner — Lakiya G Rogers
Assistant Examiner — John A Voytek
(74) *Attorney, Agent, or Firm* — Foley & Lardner LLP

Related U.S. Application Data

(62) Division of application No. 29/630,049, filed on Dec. 19, 2017, now Pat. No. Des. 827,112, which is a division of application No. 29/566,511, filed on May 31, 2016, now Pat. No. Des. 809,111.

(51) **LOC (12) Cl.** **23-02**

(52) **U.S. Cl.**
USPC **D23/308; D23/293.1**

(58) **Field of Classification Search**
USPC D23/284–292, 293.1, 303, 308; D9/425; D8/1; D11/155, 156; D3/304
CPC A47K 1/04; A47B 77/06; A47J 47/20
See application file for complete search history.

(56) **References Cited**

U.S. PATENT DOCUMENTS

D191,432 S 10/1961 Chapman
D274,642 S 7/1984 Doman
D292,732 S 11/1987 Gates et al.
D293,930 S 1/1988 Reid
D295,669 S 5/1988 Kolada
D295,670 S 5/1988 Reid et al.

(57) **CLAIM**

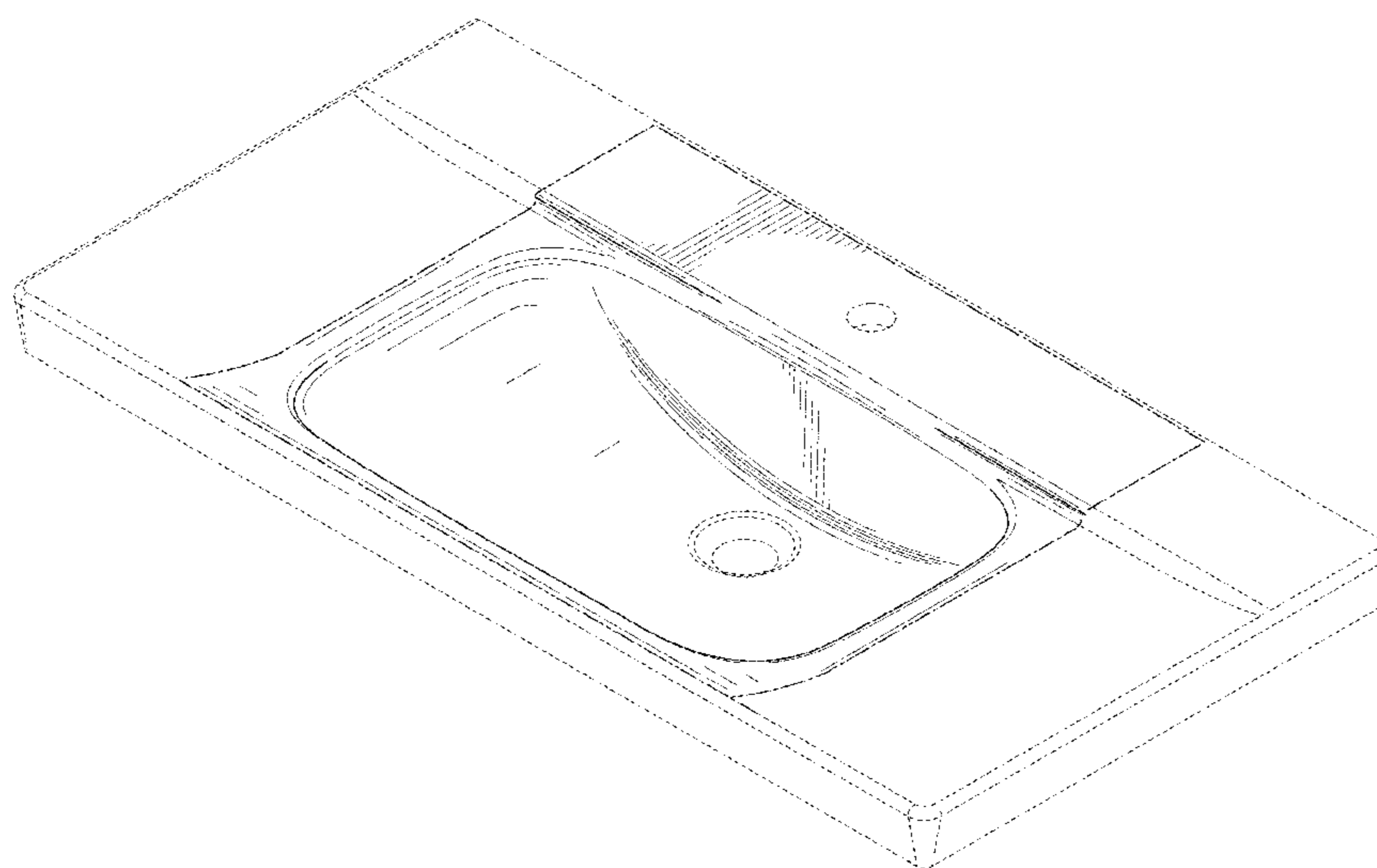
We claim the ornamental design for a vanity, as shown and described.

DESCRIPTION

FIG. 1 is a perspective view of the claimed design;
FIG. 2 is a front view of FIG. 1;
FIG. 3 is a top view of FIG. 1;
FIG. 4 is a cross-sectional view taken along line 4-4 in FIG. 3; and,
FIG. 5 is a cross-sectional view taken along line 5-5 in FIG. 3.

The ornamental design which is claimed is shown in solid lines in the drawings: The broken lines in the drawings form no part of the claimed design. Broken lines formed by equal length dashes show unclaimed subject matter. Broken lines formed of unequal length dashes (i.e., dash-dot) define bounds of the claimed design.

1 Claim, 5 Drawing Sheets



(56)

References Cited

U.S. PATENT DOCUMENTS

D632,766 S	2/2011	Matsuura	
D634,409 S	3/2011	Palomba	
D634,410 S	3/2011	Palomba	
D645,125 S	9/2011	Palomba	
D659,811 S	5/2012	Licini	
D667,940 S	9/2012	Licini	
D713,513 S	9/2014	Chen	
D745,951 S	12/2015	Schonherr	
D805,168 S *	12/2017	Stevenson D23/293.1
D805,169 S *	12/2017	Stevenson D23/293.1
D806,215 S	12/2017	Stevenson	
D806,839 S *	1/2018	Stevenson D23/293.1
D806,841 S *	1/2018	Stevenson D23/293.1
D809,111 S	1/2018	Stevenson	
D812,728 S *	3/2018	Kergoet D23/293.1
D827,112 S *	8/2018	Stevenson D23/308
D841,136 S *	2/2019	L'Henaff D23/290

* cited by examiner

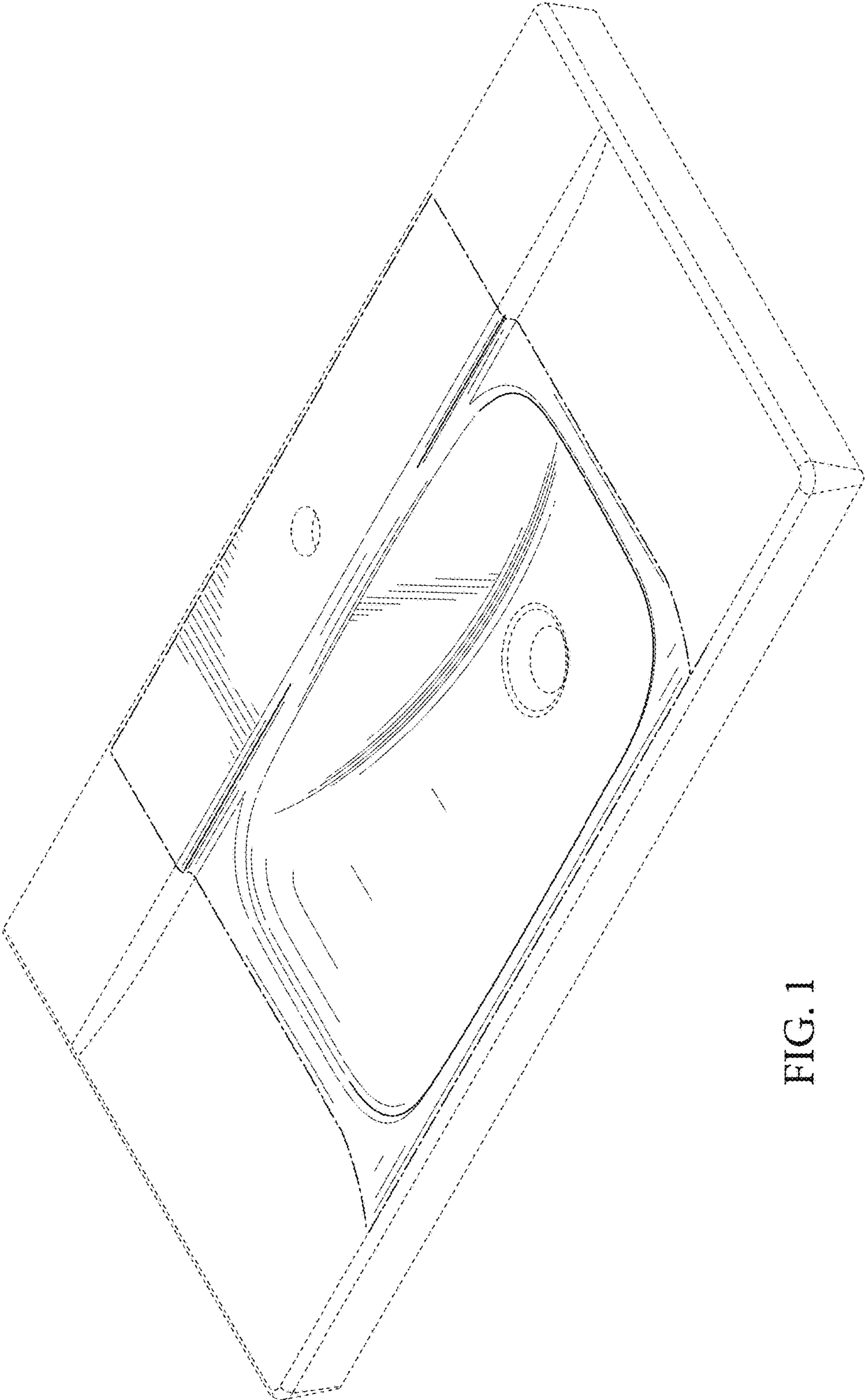


FIG. 1




FIG. 2

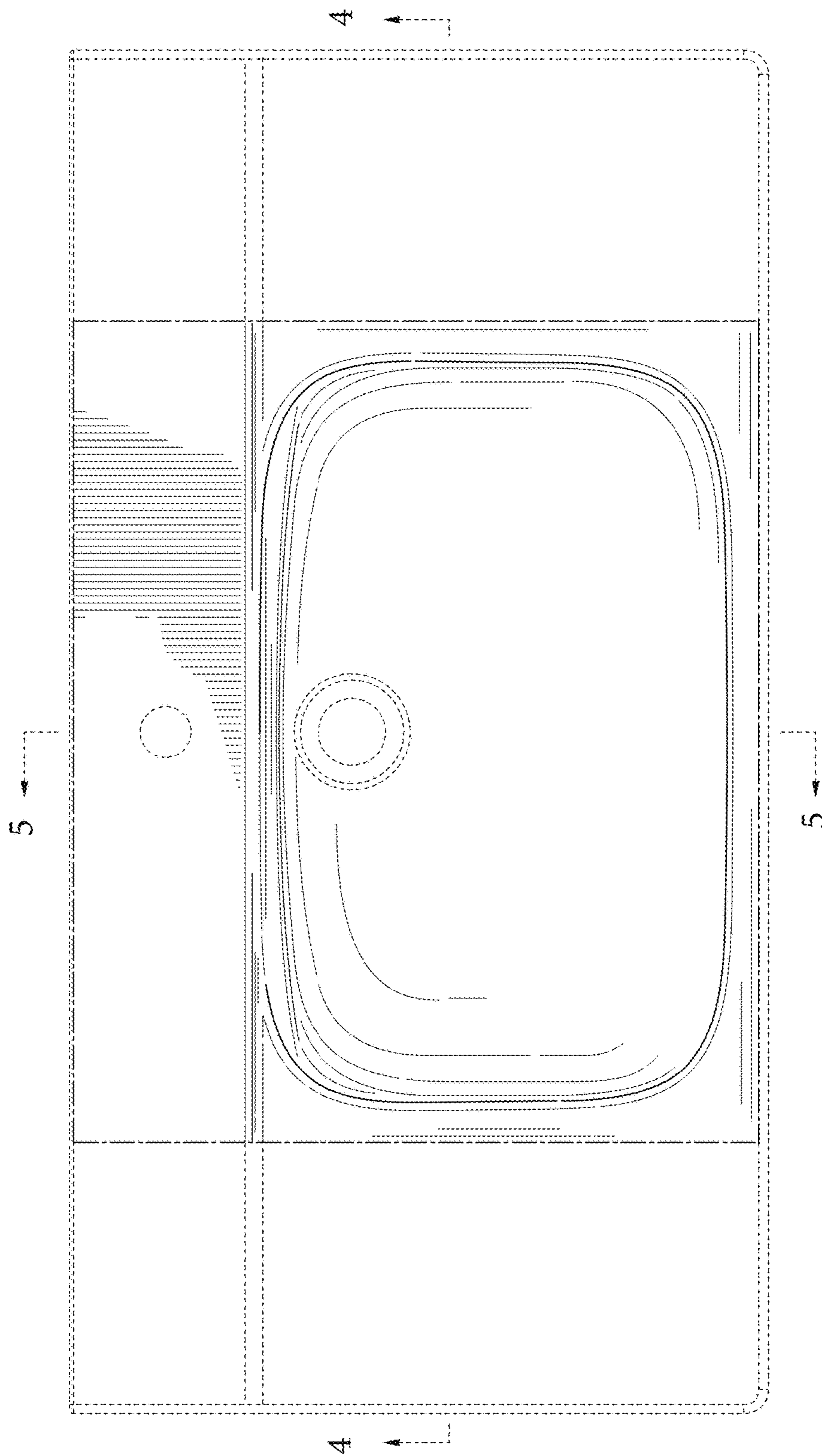


FIG. 3

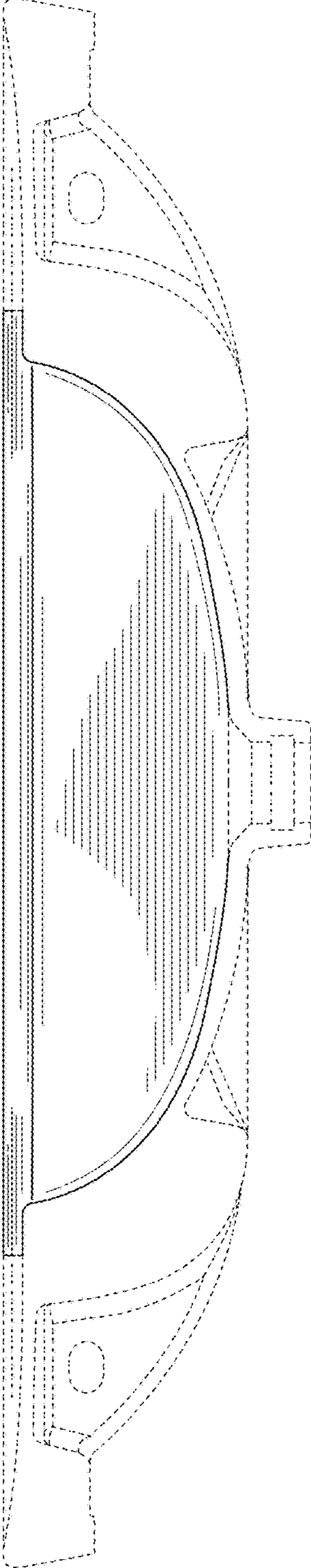


FIG. 4

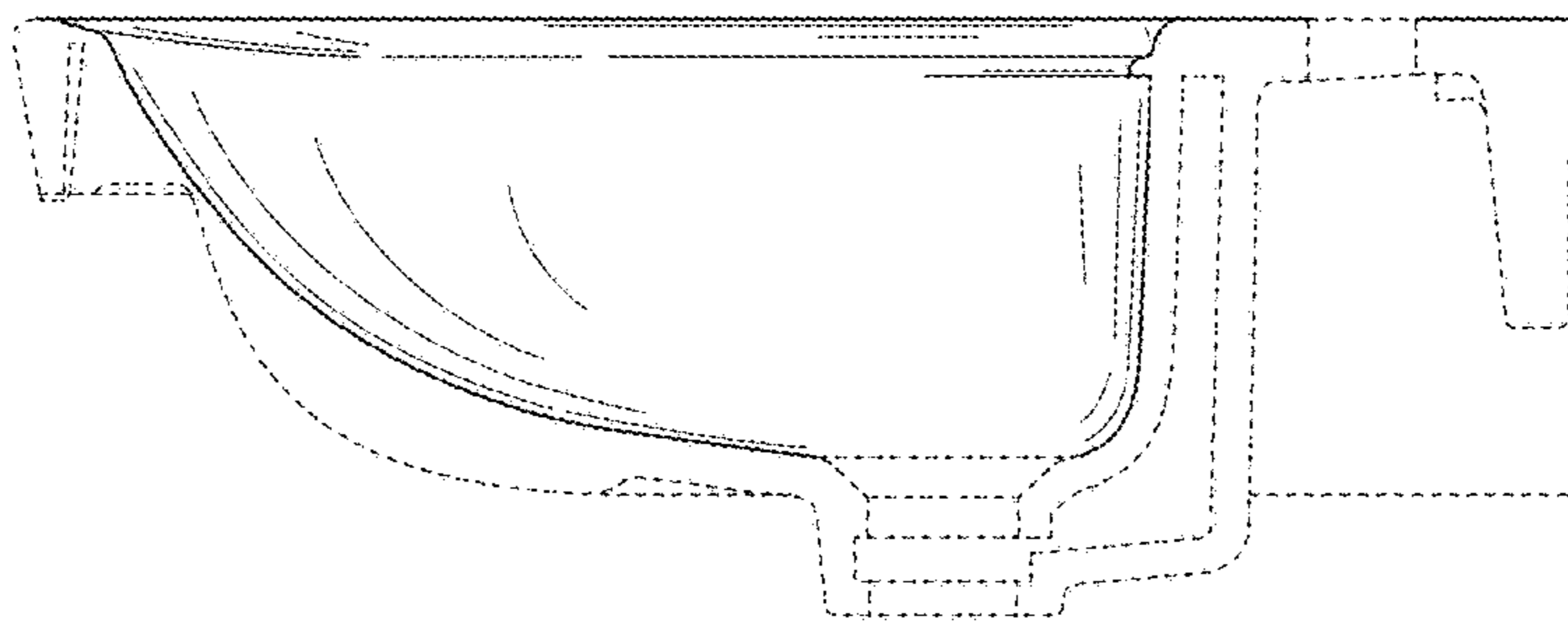


FIG. 5