

US00D863488S

(12) **United States Design Patent**  
**Korth et al.**

(10) **Patent No.:** **US D863,488 S**

(45) **Date of Patent:** **\*\* Oct. 15, 2019**

(54) **RIFLE WEAPON**

(71) Applicant: **BROWNING INTERNATIONAL SA,**  
Herstal (BE)

(72) Inventors: **Richard Korth,** Morgan, UT (US);  
**Robert Maughan,** Layton, UT (US);  
**Ryan Darrell Cook,** Morgan, UT (US)

(\*\*) Term: **15 Years**

(21) Appl. No.: **35/504,963**

(22) Filed: **May 3, 2018**

(80) **Hague Agreement Data**

Int. Filing Date: **May 3, 2018**

Int. Reg. No.: **DM/101029**

Int. Reg. Date: **May 3, 2018**

Int. Reg. Pub. Date: **May 18, 2018**

(51) **LOC (12) Cl.** ..... **22-01**

(52) **U.S. Cl.**  
USPC ..... **D22/103**

(58) **Field of Classification Search**  
USPC ..... D22/103; D21/573  
CPC ..... F41C 23/00; F41C 27/00; F41C 27/06;  
F41C 23/10; F41C 23/14; F41C 23/16;  
F41C 23/18; F41A 5/18; F41A 5/24;  
F41A 21/28

See application file for complete search history.

(56) **References Cited**

**U.S. PATENT DOCUMENTS**

D681,147 S \* 4/2013 Barker ..... D22/103  
D755,323 S \* 5/2016 Eitan ..... D22/103

9,410,764 B2 \* 8/2016 Jarboe ..... F41C 23/04  
D785,122 S \* 4/2017 Mather ..... D22/104  
D827,753 S \* 9/2018 Lessard ..... D22/103  
2016/0033219 A1 \* 2/2016 Meier ..... F41A 3/66  
89/191.01

\* cited by examiner

*Primary Examiner* — Michael A. Pratt

(57) **CLAIM**


The ornamental design for a rifle weapon, as shown and described.

**DESCRIPTION**


The patent or application file contains at least one drawing executed in color. Copies of this patent or patent application publication with color drawing(s) will be provided by the Office upon request and payment of the necessary fee.

1. Rifle [weapon]  
FIG. 1.1 is a right side view of a rifle weapon showing our new design;  
FIG. 1.2 is a perspective view from above and to the left side thereof;  
FIG. 1.3 is a perspective view from above and to the right side thereof;  
FIG. 1.4 is a front elevational view thereof;  
FIG. 1.5 is a rear elevational view thereof;  
FIG. 1.6 is a top plan view thereof; and  
FIG. 1.7 is a bottom plan view thereof.  
The portion of the design shown in the color red is for the purpose of illustrating portions of the rifle weapon that forms no part of the claimed design.

**1 Claim, 7 Drawing Sheets**  
**(7 of 7 Drawing Sheet(s) Filed in Color)**




1.1




1.2




1.3




1.4



1.5



1.6



1.7

