



US00D863487S

(12) **United States Design Patent**
Pieper

(10) **Patent No.:** **US D863,487 S**

(45) **Date of Patent:** **** Oct. 15, 2019**

- (54) **TENT STAKE**
- (71) Applicant: **David B. Pieper**, Fayetteville, AR (US)
- (72) Inventor: **David B. Pieper**, Fayetteville, AR (US)
- (**) Term: **15 Years**
- (21) Appl. No.: **29/615,223**
- (22) Filed: **Aug. 28, 2017**
- (51) **LOC (12) Cl.** **21-04**
- (52) **U.S. Cl.**
USPC **D21/840; D8/367**
- (58) **Field of Classification Search**
USPC D21/834, 835, 836, 837, 838, 839, 840;
D8/349, 354, 367, 385, 395
CPC E04H 15/00; E04H 15/02; E04H 15/18;
E04H 15/28; E04H 15/32; E04H 15/34;
E04H 15/40; E04H 15/42; E04H 15/425;
E04H 15/50; F16B 2/00; A63B 27/00
See application file for complete search history.

5,226,829 A	7/1993	Jones	135/118
5,463,834 A	11/1995	Krieger	52/155
D378,980 S *	4/1997	Thayer	D21/840
D380,947 S *	7/1997	Adams	D21/840
5,699,864 A	12/1997	Dvorak et al.	173/91
D409,081 S *	5/1999	Protz, Jr.	D8/367
5,988,194 A *	11/1999	Collins	E04H 15/62
			135/118
D422,888 S *	4/2000	Outten	D8/367
D492,976 S *	7/2004	Hsu	D21/840
D493,205 S *	7/2004	Combes	D21/840
D584,134 S *	1/2009	Lee	D8/367
D658,259 S *	4/2012	Zhou	D21/840
8,387,292 B1 *	3/2013	Rasmus	G09F 21/02
			116/173
D740,645 S *	10/2015	Koreishi	D8/367
D743,778 S *	11/2015	Huang	D8/367
D753,984 S *	4/2016	Combs	D8/354
9,611,669 B2 *	4/2017	Dawson	E04H 15/62
10,066,660 B2 *	9/2018	Henn	F16B 45/02

(Continued)

Primary Examiner — Manpreet S Matharu
Assistant Examiner — Keith J Wilson
 (74) *Attorney, Agent, or Firm* — Keisling & Pieper PLC;
 David B. Pieper

(56) **References Cited**
 U.S. PATENT DOCUMENTS

1,555,322 A	9/1925	Kleinhesselink	
1,805,084 A	5/1931	Gianini	
3,431,924 A	3/1969	Simpson	135/15
3,456,660 A	7/1969	Borchardt	135/15
3,758,062 A	9/1973	Caldwell et al.	248/156
3,788,336 A	1/1974	Steffes	135/15
4,261,424 A	4/1981	Gonterman et al.	173/91
4,263,925 A	4/1981	Arganbright	135/1
4,432,382 A	2/1984	Wolf	135/118
D274,451 S *	6/1984	Wolf	D21/840
4,593,872 A	6/1986	Svensson	248/156
D303,561 S *	9/1989	Goldstein	D21/840
4,905,718 A *	3/1990	Vandiver	E04H 15/62
			135/118
4,951,904 A	8/1990	Obenshain	248/156
5,040,924 A	8/1991	Kothman	405/244

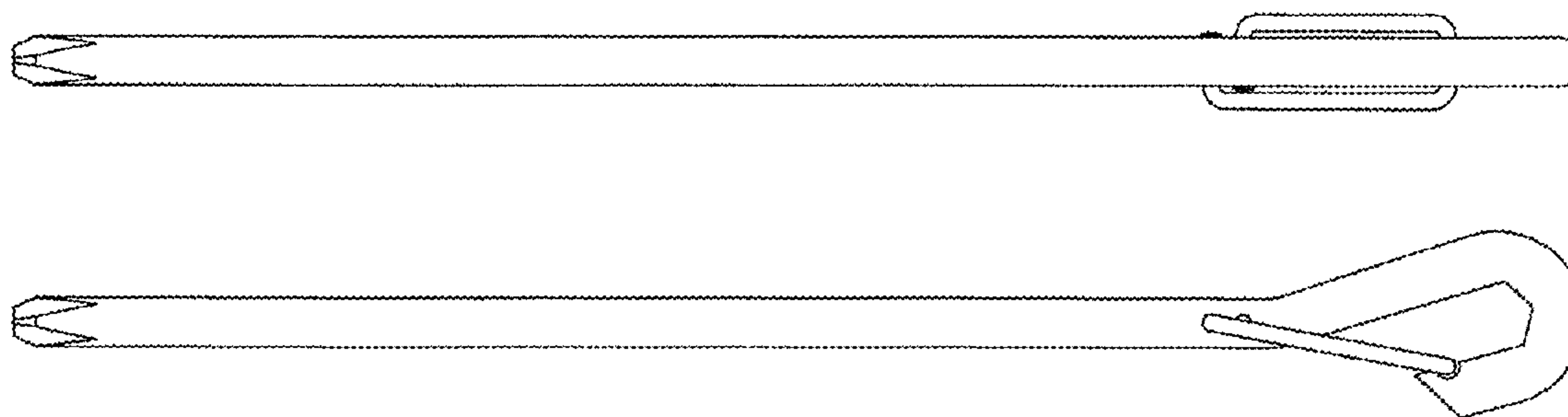
(57) **CLAIM**

The ornamental design for a tent stake, as shown and described.

DESCRIPTION

FIG. 1 is a rear view of a tent stake showing my new design;
 FIG. 2 is a right side view thereof;
 FIG. 3 is a front view thereof;
 FIG. 4 is a bottom view thereof; and,
 FIG. 5 is a left side view thereof;
 FIG. 6 is a top view thereof; and,
 FIG. 7 is a left side view thereof with the wire gate in an open position.

1 Claim, 1 Drawing Sheet



(56)

References Cited

U.S. PATENT DOCUMENTS

10,247,223	B2 *	4/2019	Zivanovic	A45C 13/30
2013/0022439	A1 *	1/2013	Groves	B66D 3/04
				414/800
2017/0233226	A1 *	8/2017	Castorina	B29C 31/08
				414/814
2018/0187712	A1 *	7/2018	Chmelar	F16B 2/10
2018/0223895	A1 *	8/2018	Nagaki	A62B 35/0037

* cited by examiner




Fig. 1

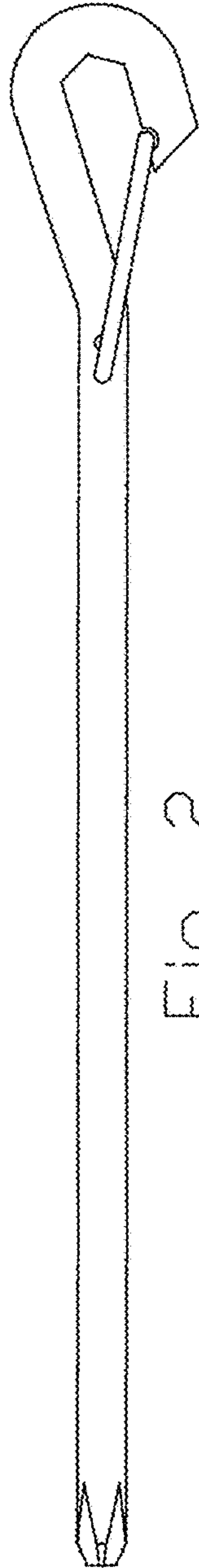


Fig. 2




Fig. 3

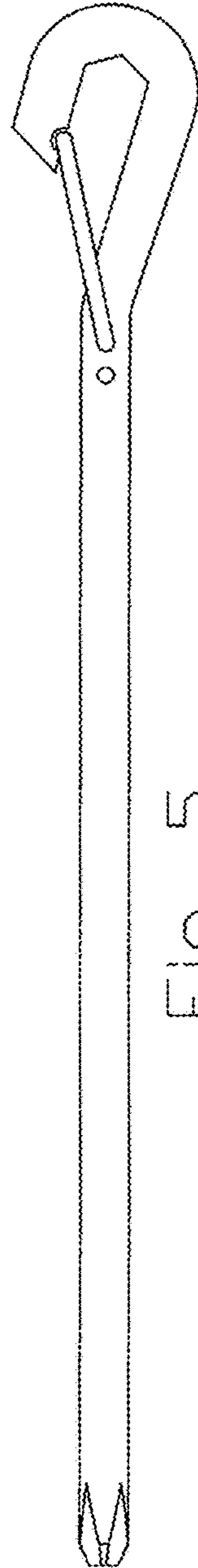


Fig. 4

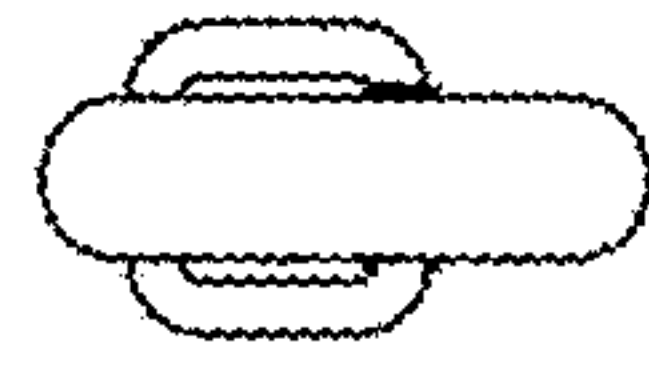


Fig. 5

Fig. 6

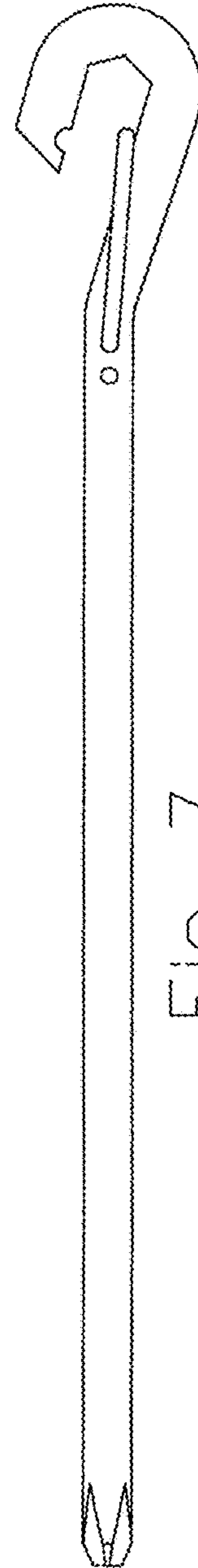


Fig. 7