



US00D863461S

(12) **United States Design Patent** (10) **Patent No.:** **US D863,461 S**  
**Wasserman** (45) **Date of Patent:** **\*\* Oct. 15, 2019**

(54) **ACTION FIGURE**

(71) Applicant: **Susan Wasserman**, Columbus, OH (US)

(72) Inventor: **Susan Wasserman**, Columbus, OH (US)

(\*\*) Term: **15 Years**

(21) Appl. No.: **29/659,788**

(22) Filed: **Aug. 13, 2018**

(51) **LOC (12) Cl.** ..... **21-01**

(52) **U.S. Cl.**  
 USPC ..... **D21/621**

(58) **Field of Classification Search**  
 USPC ..... D21/621, 623, 624, 625, 628, 630, 631,  
 D21/633, 640, 643-649, 659  
 CPC ..... A63H 3/00-31  
 See application file for complete search history.

1,555,644 A 9/1925 Duncan  
 1,610,724 A 12/1926 Wilson  
 1,618,772 A 2/1927 Merseburger  
 1,762,374 A 6/1930 Yancey  
 D93,584 S 10/1934 Thompson  
 D156,230 S 3/1948 Goodman  
 D159,937 S 6/1948 Stodflard  
 2,584,798 A 2/1952 Goerditz  
 D166,601 S 4/1952 Goldfarb  
 2,662,339 A 12/1953 Paul  
 D196,799 S 11/1963 Oliver  
 D203,278 S 12/1965 Levy  
 3,464,146 A 9/1969 McCurdy  
 D161,568 S 1/1971 Buhler  
 3,791,068 A 2/1974 Pietrowiak

(Continued)

*Primary Examiner* — Zenia I Bennett  
 (74) *Attorney, Agent, or Firm* — Dawsey Co., LPA;  
 David J. Dawsey

(57) **CLAIM**  
 The ornamental design for an action figure, as shown and described.


(56) **References Cited**  
 U.S. PATENT DOCUMENTS

52,782 A	2/1866	Checkeni
243,752 A	7/1881	Bartenstein
1,138,412 A	5/1915	Radick
D51,202 S	8/1917	Pellom
D51,753 S	2/1918	Fellom
D51,780 S	2/1918	Fellom
D52,174 S	7/1918	Fellom
D52,175 S	7/1918	Fellom
D52,311 S	8/1918	Fellom
D52,642 S	11/1918	Fellom
D52,643 S	11/1918	Fellom
D53,943 S	10/1919	Spear
D56,067 S	8/1920	Kaupmann
1,387,224 A	8/1921	Ahler
D59,467 S	10/1921	Feist
1,496,406 A	6/1924	Bertsch
D66,345 S	9/1924	Wright
D65,816 S	10/1924	Leland

**DESCRIPTION**

FIG. 1 is a front elevation view of an embodiment of the design;  
 FIG. 2 is rear elevation view of an embodiment of the design;  
 FIG. 3 is a right side elevation view of an embodiment of the design;  
 FIG. 4 is a left side elevation view of an embodiment of the design;  
 FIG. 5 is a top plan view of an embodiment of the design;  
 and,  
 FIG. 6 is a bottom plan view of an embodiment of the design.  
 The broken lines show unclaimed subject matter only and form no part of the claimed design.

**1 Claim, 3 Drawing Sheets**




(56)

References Cited


U.S. PATENT DOCUMENTS

3,811,220	A	5/1974	Glass et al.	
3,830,012	A	8/1974	Franke	
3,851,419	A	12/1974	Kaelin	
4,030,239	A	6/1977	White et al.	
4,030,240	A	6/1977	Port	
D245,353	S	8/1977	Haapanen	
D247,128	S	1/1978	Cantalupo	
4,136,483	A	1/1979	Shackelford et al.	
4,373,292	A	2/1983	Pelura	
D284,091	S	6/1986	Arnau	
4,820,234	A	4/1989	Isaf	
D306,889	S	3/1990	Fiust	
D308,401	S	6/1990	Dinelli	
D317,340	S *	6/1991	Pugh .....	D21/649
5,046,985	A	9/1991	Cearfoss	
5,415,580	A	5/1995	Ferri	
D360,243	S	7/1995	Long	
D396,506	S	7/1998	Morrison	
D397,172	S	8/1998	Turning et al.	
D401,984	S	12/1998	Morrison	
6,146,721	A	11/2000	Freynt	
D450,787	S *	11/2001	Jenkins .....	D21/577
6,443,802	B1	9/2002	Vakili	
D506,232	S *	6/2005	Stout .....	D21/645
D590,544	S	4/2009	Wieczorek	
D628,246	S *	11/2010	Rappaport-Rowan .....	D21/621
D647,979	S *	11/2011	Fromuth .....	D21/621
D714,403	S *	9/2014	Martinez .....	A63H 3/00 D21/645
D785,726	S *	5/2017	Arone .....	D21/649
2012/0208428	A1	8/2012	Zheng	
2013/0023183	A1	1/2013	Zheng	
2015/0161897	A1 *	6/2015	Santoro .....	G09B 1/38 434/236

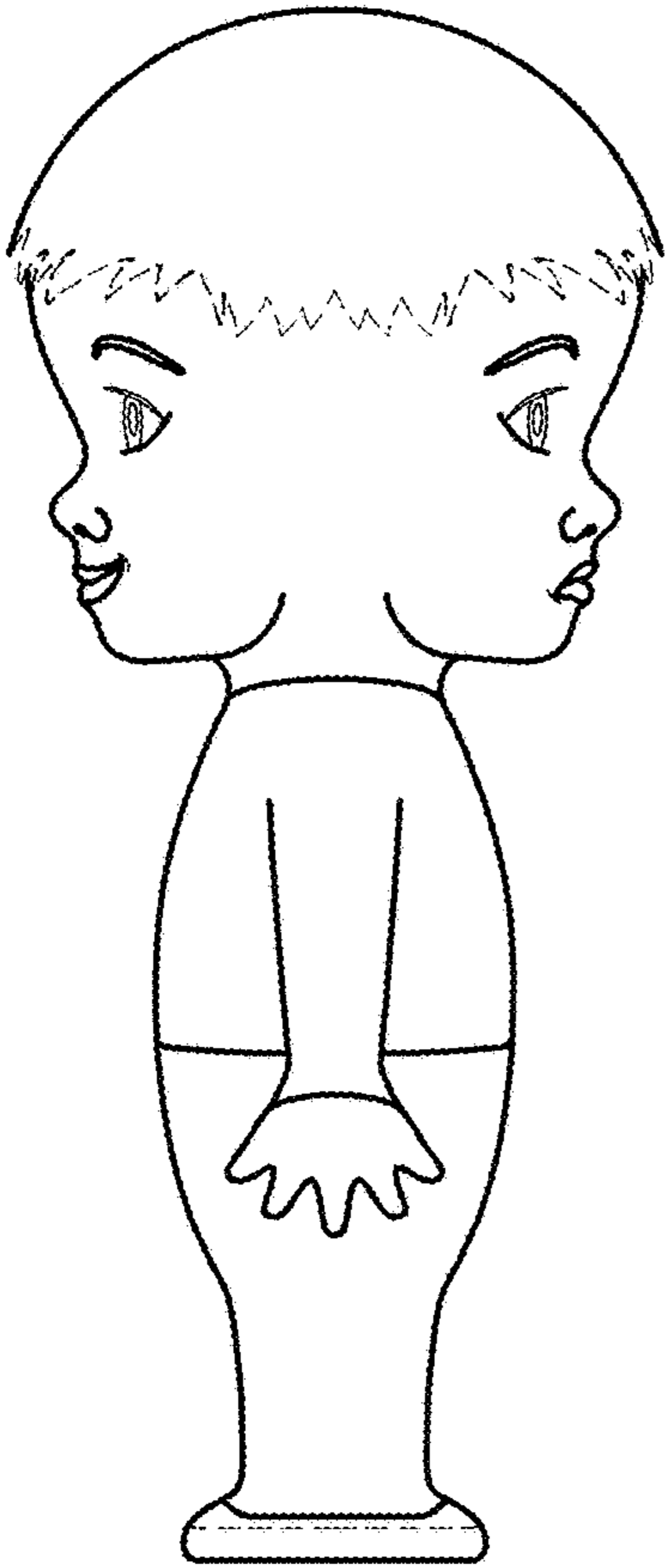
\* cited by examiner



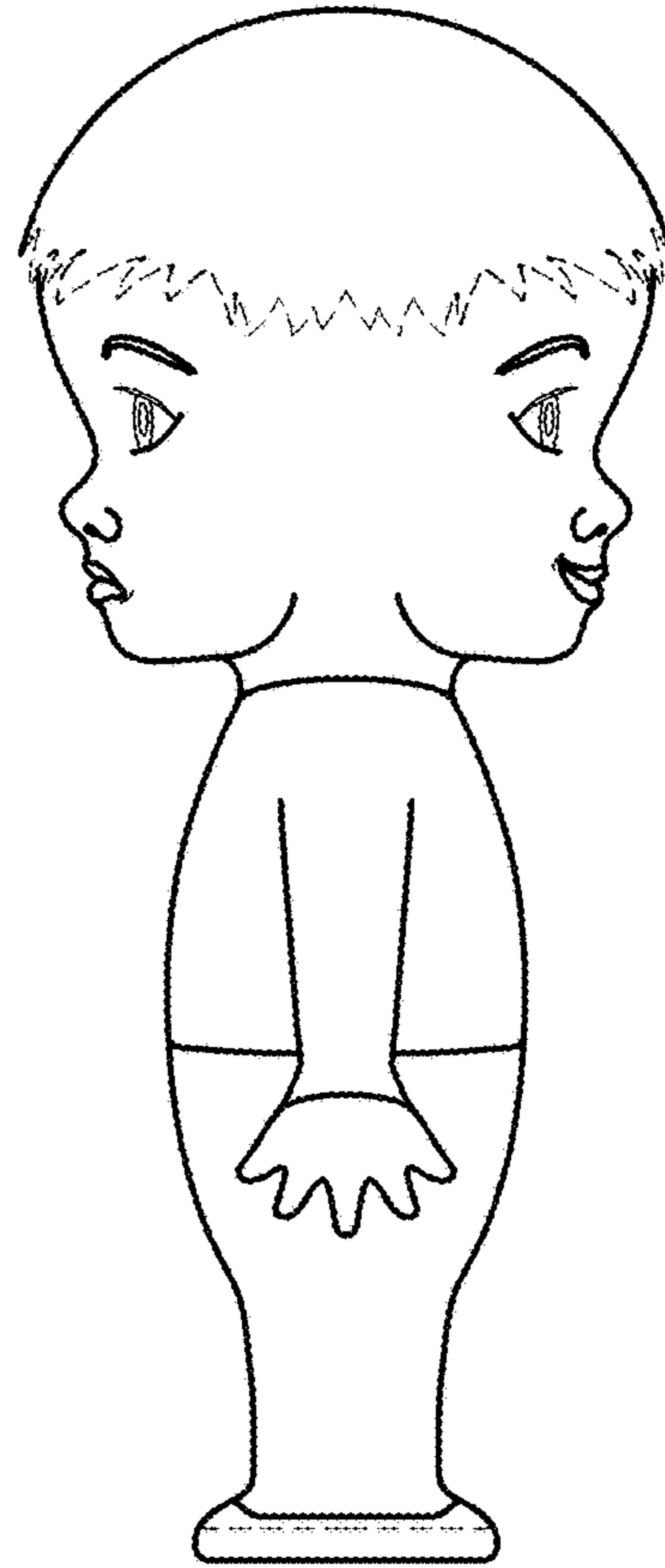
*Fig. 1*



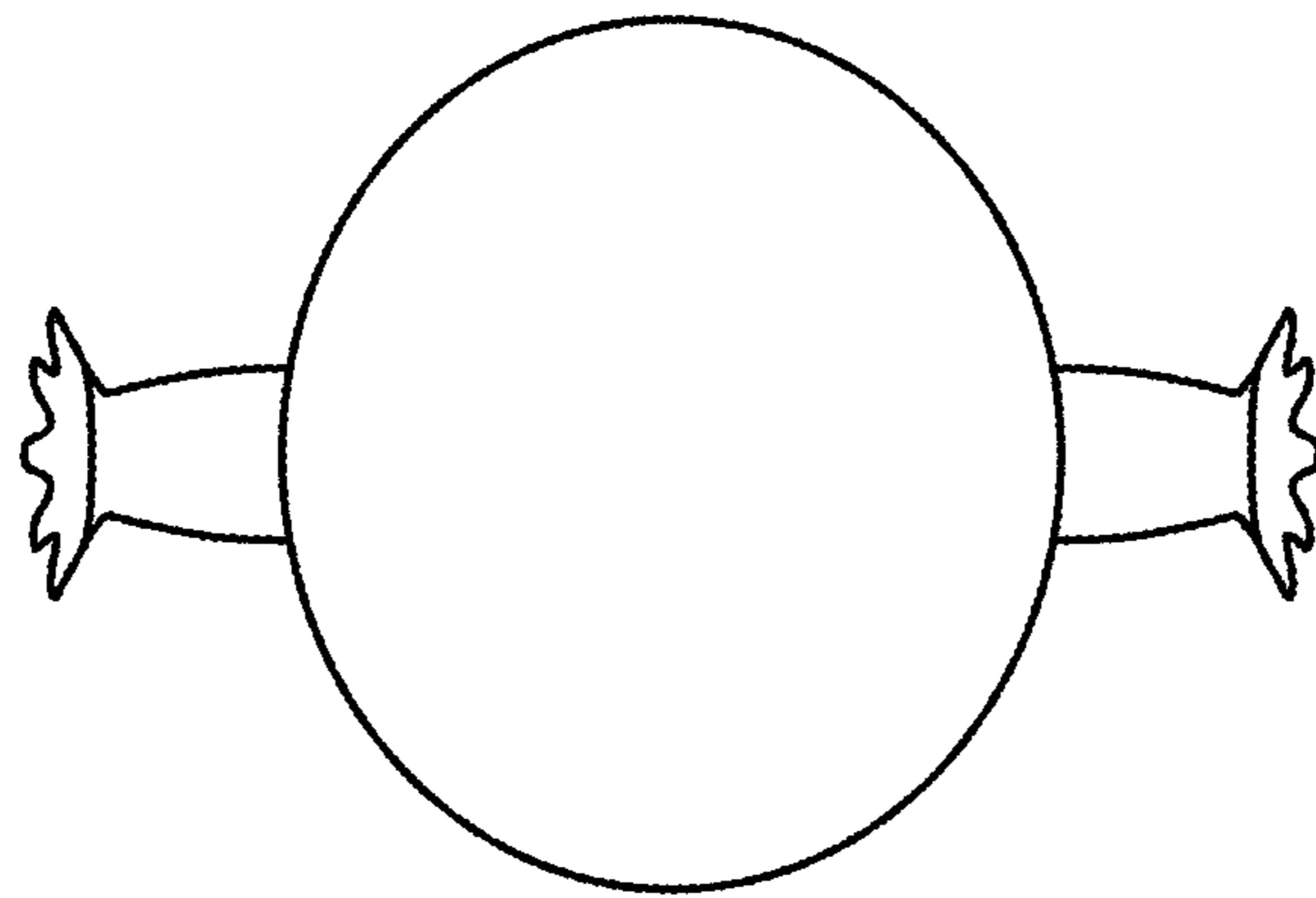
*Fig. 2*



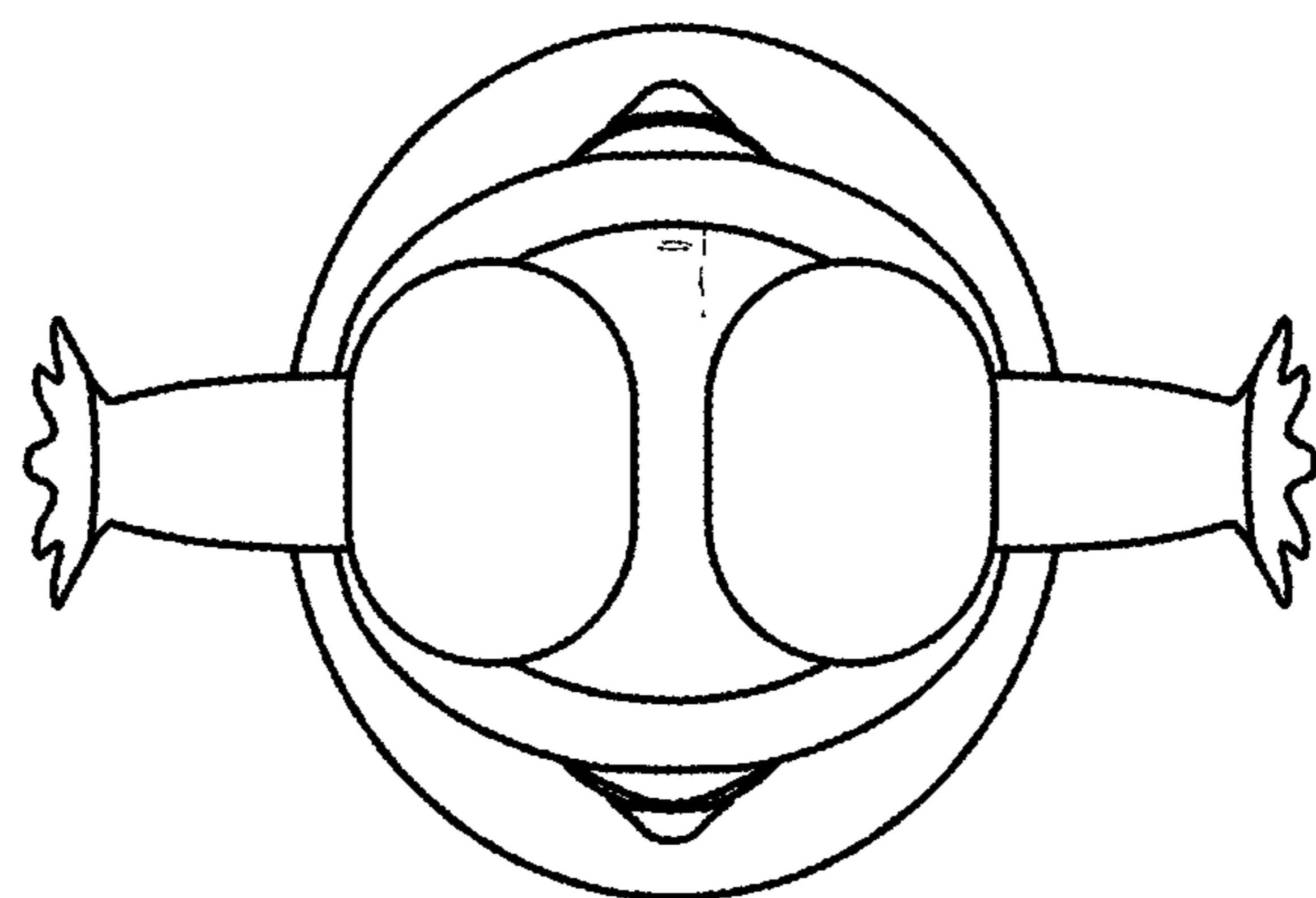
*Fig. 3*



*Fig. 4*



*Fig. 5*



*Fig. 6*