



US00D863452S

(12) **United States Design Patent**
Phillips et al.

(10) **Patent No.:** **US D863,452 S**
(45) **Date of Patent:** **** Oct. 15, 2019**

- (54) **TOY FOR INFANTS OR TODDLERS**
- (71) Applicant: **Live-Right, LLC**, Idaho Falls, ID (US)
- (72) Inventors: **Charles Phillips**, Sandy, UT (US);
Anne Phillips, Sandy, UT (US); **Ryan Phillips**, Salt Lake City, UT (US);
Edward Packer, Murray, UT (US);
Aaron Nelson, Salt Lake City, UT (US)
- (73) Assignee: **Live-Right, LLC**, Idaho Falls, ID (US)
- (**) Term: **15 Years**

- 5,096,453 A * 3/1992 Van Meter A63H 3/46
446/369
 - D343,874 S * 2/1994 Messerli D21/650
 - 5,413,519 A * 5/1995 Simon A44C 11/00
273/158
 - 5,516,099 A * 5/1996 Strong A63B 43/00
473/614
 - D410,971 S * 6/1999 Young D21/398
 - D417,914 S * 12/1999 Nowak D24/194
 - D446,830 S * 8/2001 Choh D21/578
 - D449,083 S * 10/2001 Choh D21/597
 - D457,693 S * 5/2002 Nelson D30/160
 - 6,422,910 B1 * 7/2002 Takaya A63H 23/08
446/139
 - D500,537 S * 1/2005 Fong D21/585
- (Continued)

- (21) Appl. No.: **29/643,447**
- (22) Filed: **Apr. 9, 2018**
- (51) **LOC (12) Cl.** **21-01**
- (52) **U.S. Cl.**
USPC **D21/398**; D21/465; D21/476; D21/597
- (58) **Field of Classification Search**
USPC D21/398, 405–408, 455, 465–468,
D21/473–476, 530, 576–659, 707, 714,
D21/808; D30/160, 106; D11/44, 50,
D11/82, 127, 141, 158; D10/118.1;
D24/193–195; D6/715, 718.26, 718.27;
446/26–28, 153–159, 175, 219, 227, 267,
446/418, 419, 421, 486, 487, 489, 490
CPC ... A63H 3/04; A63H 3/14; A63H 5/00; A63H
23/00; A63H 23/10; A63H 33/006; A63H
33/18; A63H 33/40; A63H 33/42; A61J
17/00; A61J 17/001; A61J 17/002; A61J
17/005; A61J 17/007; A61J 17/02; A01K
15/025; A01K 15/026
See application file for complete search history.

FOREIGN PATENT DOCUMENTS

- CN 302431550 * 5/2013
 - CN 304105551 * 4/2017
- (Continued)

Primary Examiner — Catherine A Tuttle
(74) *Attorney, Agent, or Firm* — Kirton McConkie; Brian Tucker

(57) **CLAIM**

The ornamental design for a toy for infants or toddlers, as shown and described.

DESCRIPTION

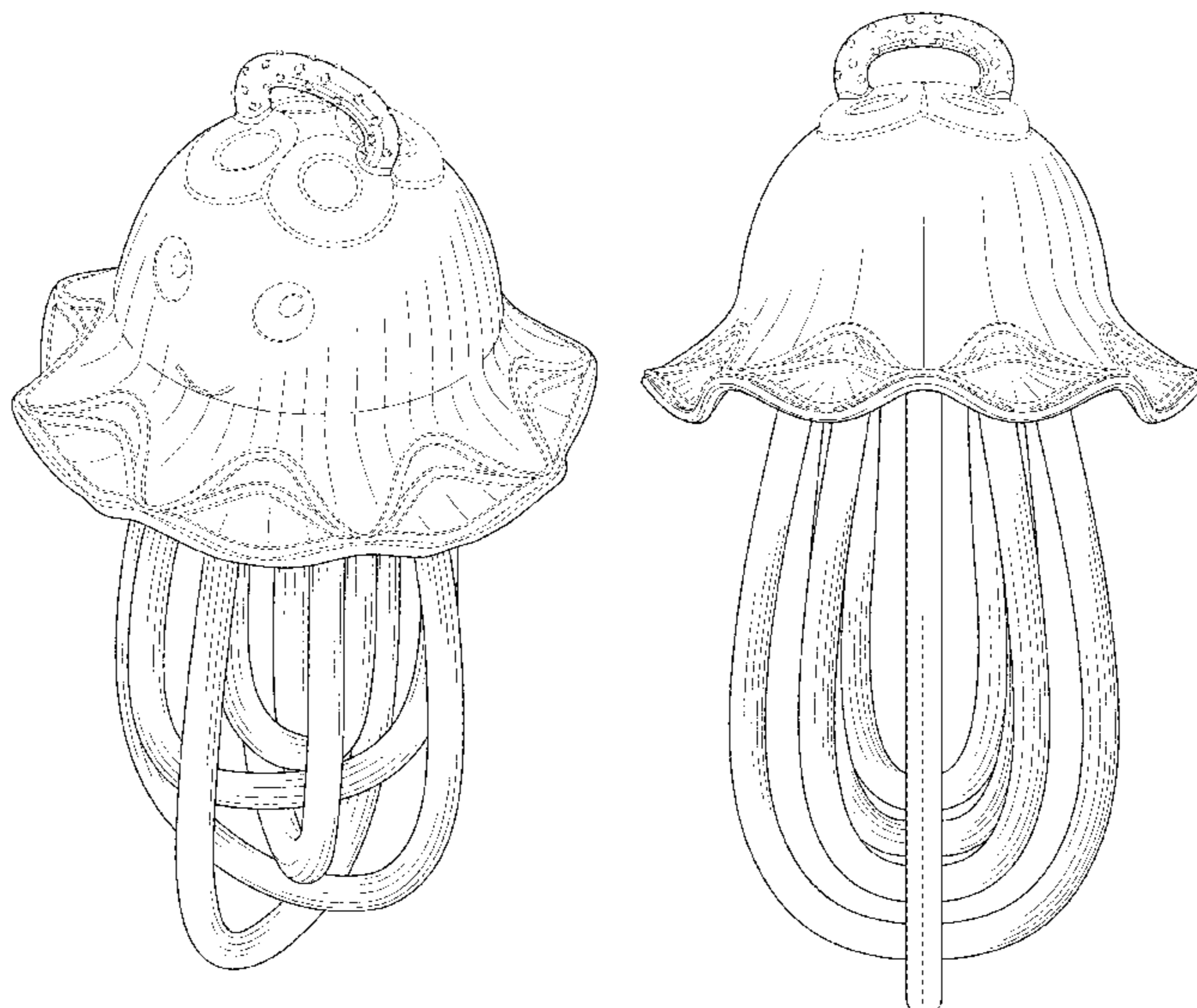
FIG. 1 is a front perspective view thereof;
FIG. 2 is a front elevation view thereof;
FIG. 3 is a rear elevation view thereof;
FIG. 4 is a right elevation view thereof;
FIG. 5 is a left elevation view thereof;
FIG. 6 is a top plan view thereof; and,
FIG. 7 is a bottom plan view thereof.
The broken lines represent possible textures and bottom surface portions for the toy for infants or toddlers that form no part of the claimed design.

(56) **References Cited**

U.S. PATENT DOCUMENTS

- D145,701 S * 10/1946 Rodgers D21/601
- D268,942 S * 5/1983 Lucas, Jr. D21/578

1 Claim, 7 Drawing Sheets



(56)

References Cited

U.S. PATENT DOCUMENTS

D532,456 S * 11/2006 Wu D19/59
D554,714 S * 11/2007 Chow D21/601
D634,372 S * 3/2011 Garofalo D21/398
D679,122 S * 4/2013 Rojas D6/525
D764,673 S * 8/2016 Guan D24/195
D768,245 S * 10/2016 Matthews D21/601
D772,350 S * 11/2016 Norman D21/597
2001/0055931 A1 * 12/2001 Khamphilavong .. A63H 33/006
446/227
2005/0085155 A1 * 4/2005 Difley F41B 9/004
446/153
2006/0099881 A1 * 5/2006 Dodgen A63H 3/005
446/369
2010/0323581 A1 * 12/2010 Goszewski A63H 33/006
446/227
2016/0236111 A1 * 8/2016 Lowry B65D 43/0204

FOREIGN PATENT DOCUMENTS

CN 304322699 * 10/2017
CN 304473766 * 1/2018
CN 304494787 * 2/2018
CN 304494803 * 2/2018
CN 304546434 * 3/2018
GB 2062653 * 12/1997

* cited by examiner

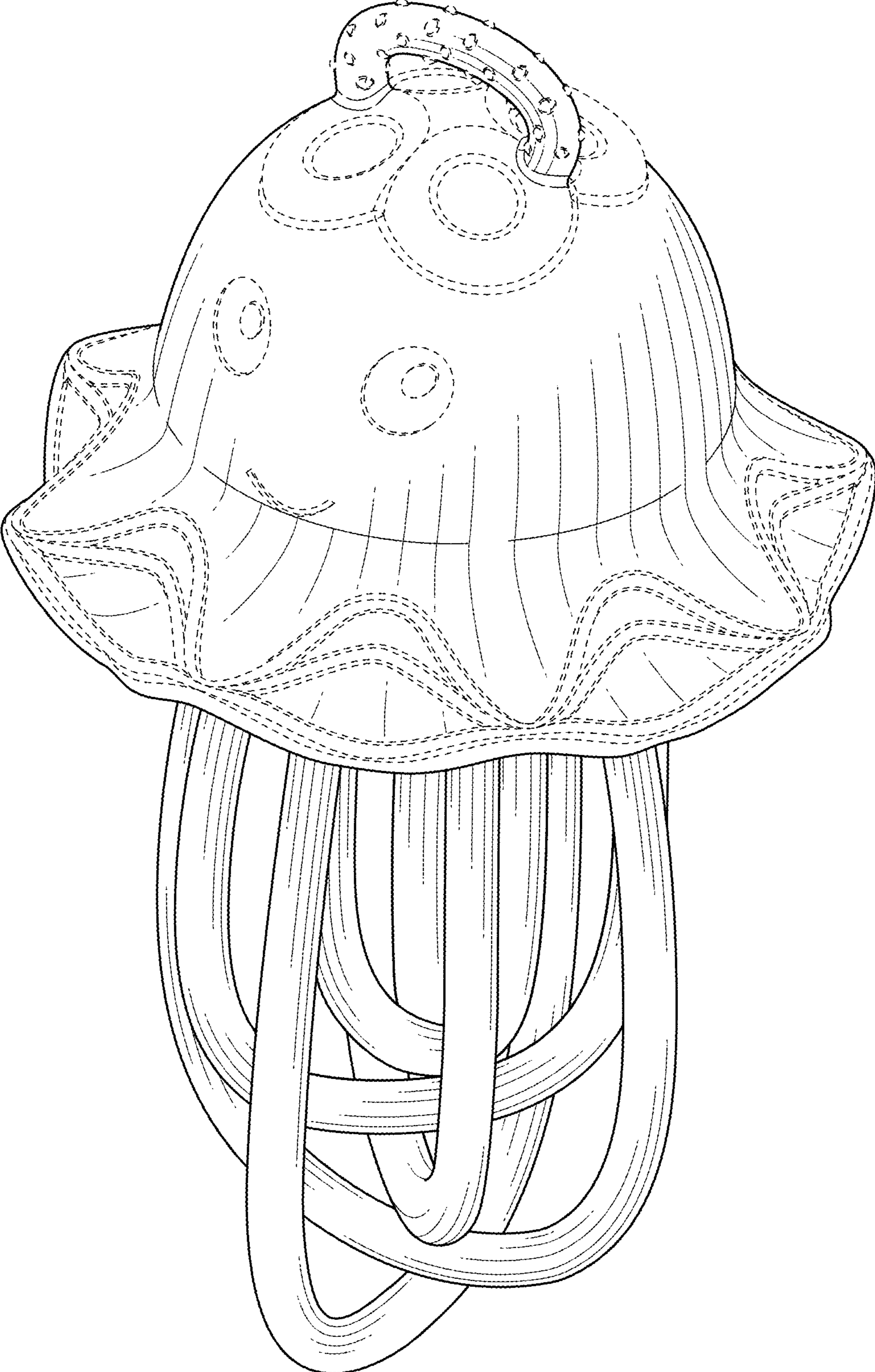


FIG. 1

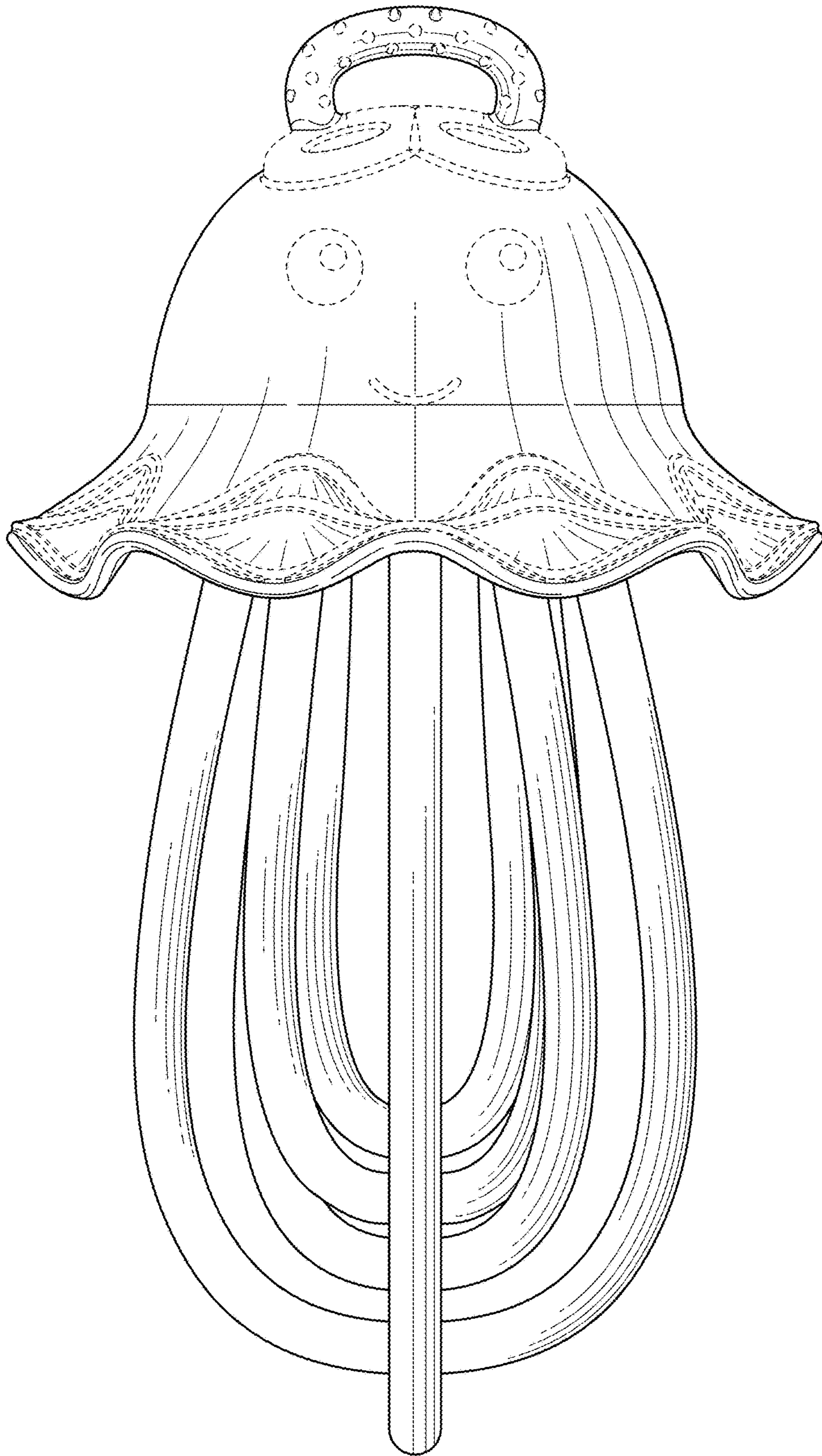


FIG. 2

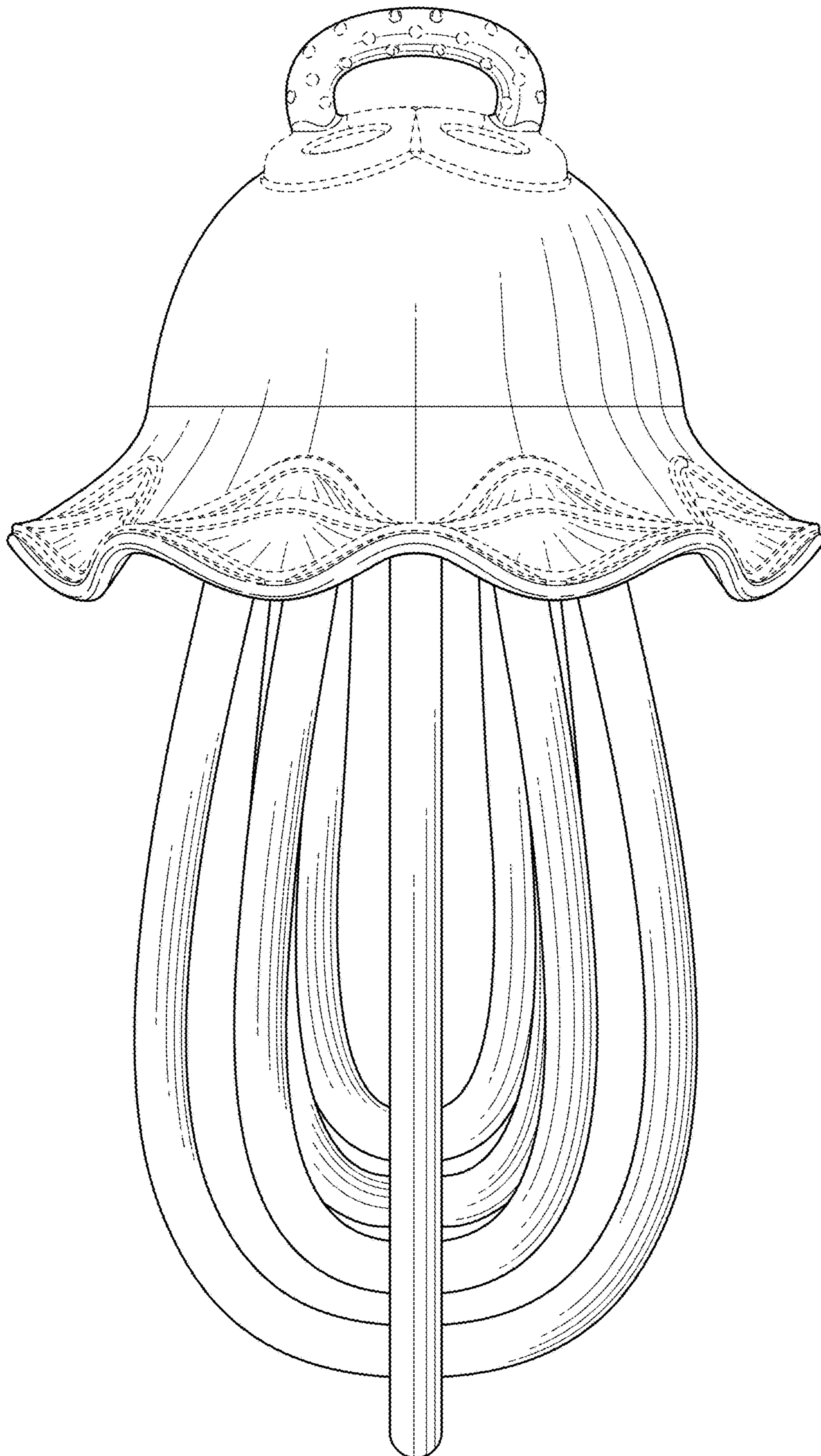


FIG. 3

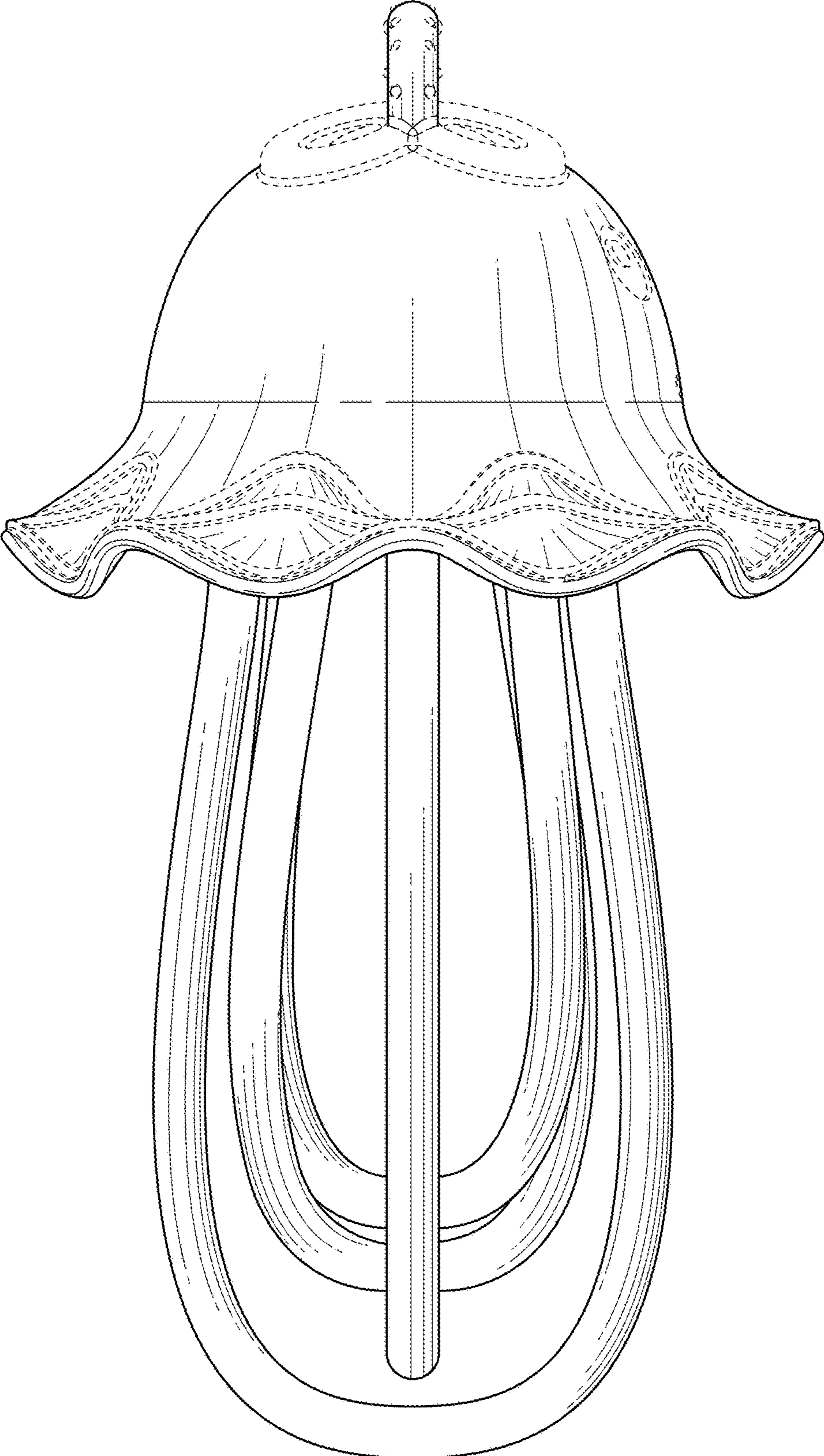


FIG. 4

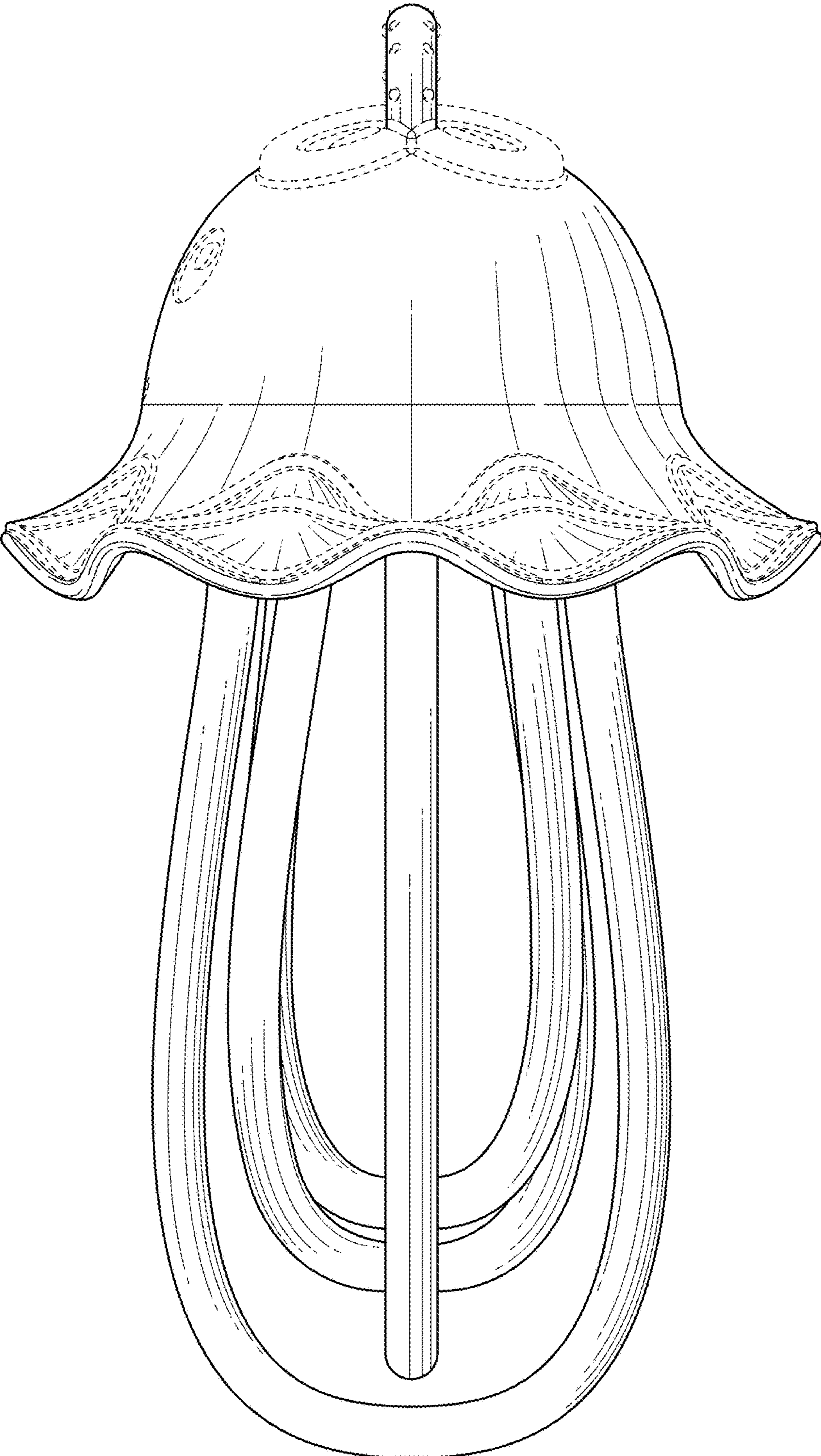


FIG. 5

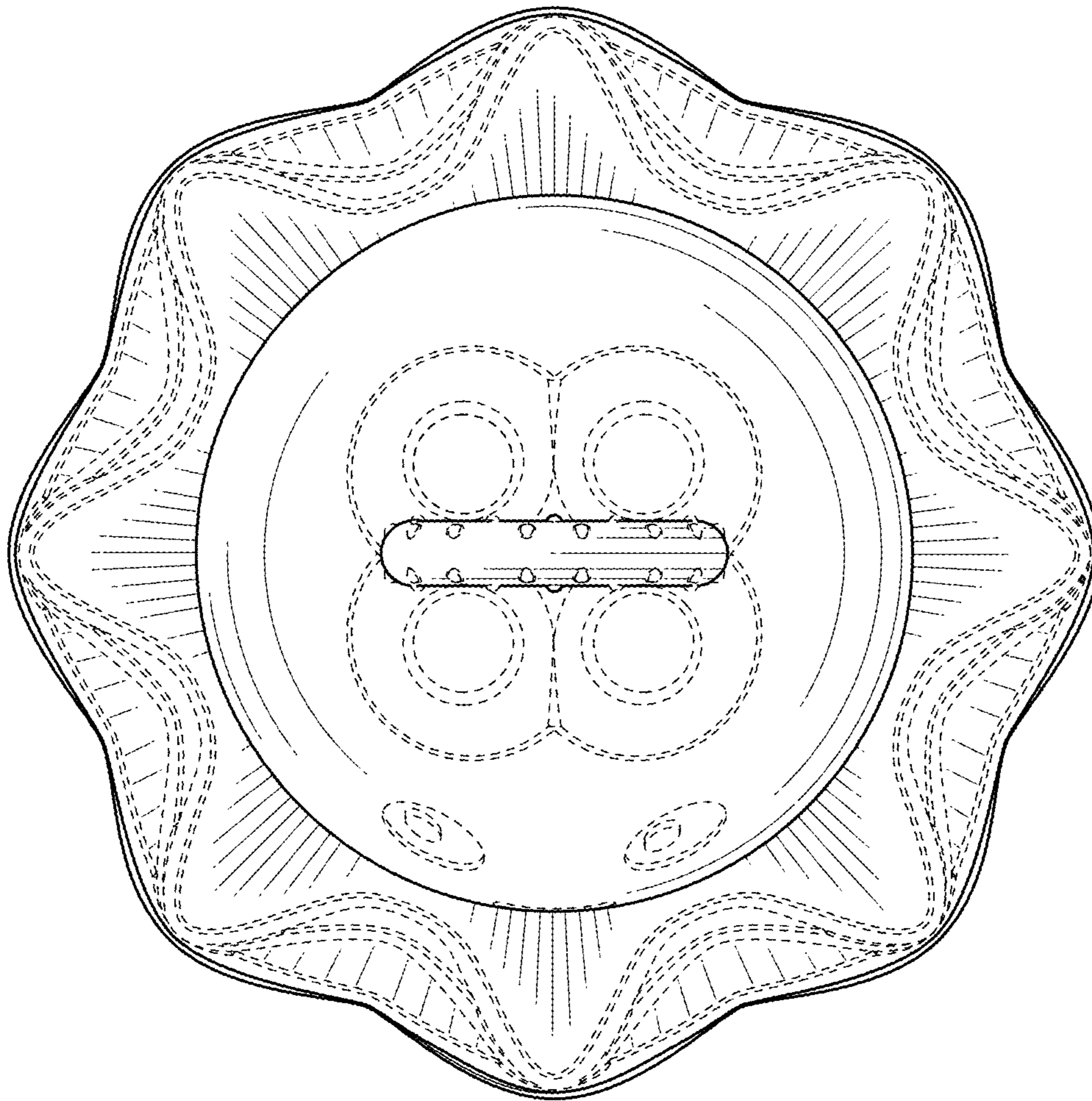


FIG. 6




FIG. 7