



US00D863442S

(12) **United States Design Patent**
Burch, Jr. et al.

(10) **Patent No.:** **US D863,442 S**

(45) **Date of Patent:** **** Oct. 15, 2019**

(54) **DUAL-SIDED PRODUCT PLACEMENT WITH INFORMATION STRIP**

(71) Applicant: **Electronic Imaging Services, Inc.**,
Little Rock, AR (US)

(72) Inventors: **Ronald Roger Burch, Jr.**, Lonoke, AR (US); **Christopher David Frensley**, North Little Rock, AR (US); **Paul Douglas Brooking**, Glendale, MO (US)

(73) Assignee: **Electronic Imaging Services, Inc.**,
Little Rock, AR (US)

(**) Term: **15 Years**

(21) Appl. No.: **29/611,270**

(22) Filed: **Jul. 20, 2017**

(51) **LOC (12) Cl.** **20-02**

(52) **U.S. Cl.**
USPC **D20/40; D20/27**

(58) **Field of Classification Search**
USPC D20/10, 11, 22-29, 35, 40, 99
CPC G09F 1/00; G09F 1/02; G09F 2003/023;
G09F 2003/0261; G09F 2003/0264; G09F 7/00; G09F 3/206; G09F 13/00; G09F 2007/1807; G09F 13/04; G09F 2013/0427; G09F 2013/0495; G09D 3/00
See application file for complete search history.

(56) **References Cited**

U.S. PATENT DOCUMENTS

- 2,845,728 A * 8/1958 Huber G09F 3/0292
206/807
- 3,211,470 A * 10/1965 Wilson B42D 15/0053
235/487
- 3,252,234 A * 5/1966 Goodman G09F 3/02
206/449
- 3,991,300 A * 11/1976 Chadima, Jr. G06K 19/06028
235/494

- 5,512,343 A * 4/1996 Shaw G09F 3/10
283/81
- D377,501 S * 1/1997 Pierce D18/27
- 5,601,682 A * 2/1997 Longtin B32B 7/06
156/272.2
- 5,618,600 A * 4/1997 Denklau G09F 3/10
428/343
- 5,921,581 A * 7/1999 LaLande G09F 3/10
283/62
- 5,964,543 A * 10/1999 Sakamoto B41J 11/46
400/586
- 6,398,028 B1 * 6/2002 Stovall B65H 37/002
206/390
- D508,535 S * 8/2005 Kosek D20/10
- D547,371 S * 7/2007 Miller D19/1
- D651,253 S * 12/2011 Hayes D20/23
- D668,719 S * 10/2012 Clark D20/27
- D703,755 S * 4/2014 Joseph D11/3
- D703,756 S * 4/2014 Ennis D11/3
- D768,244 S * 10/2016 Sakko D20/99
- D789,408 S * 6/2017 Boot D14/488

(Continued)

Primary Examiner — Mary Ann Calabrese

(74) *Attorney, Agent, or Firm* — Sheppard Mullin Richter & Hampton LLP

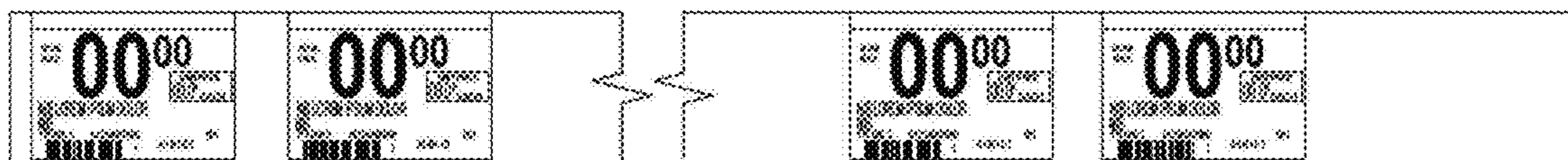
(57) **CLAIM**

We claim the ornamental design for a dual-sided product placement with information strip, as shown.

DESCRIPTION

FIG. 1 is a top view of a dual-sided product placement with information strip; and, FIG. 2 is a bottom view of a dual-sided product placement with information strip. The dual-sided product placement with information strip is shown with symbolic breaks in length. The appearance of any portion of the article between the break lines forms no part of the claimed design.

1 Claim, 1 Drawing Sheet



(56)

References Cited

U.S. PATENT DOCUMENTS

D819,135 S *	5/2018	Airhart	D20/27
D819,744 S *	6/2018	Airhart	D20/27
2004/0050941 A1 *	3/2004	Hanyu	G09F 3/02 235/487
2007/0004575 A1 *	1/2007	George	B65C 9/1869 493/405
2013/0287986 A1 *	10/2013	Yamamuro	B41M 5/287 428/40.1
2015/0228212 A1 *	8/2015	Bejian	G09F 19/00 40/607.13

* cited by examiner




FIG. 1




FIG. 2