



US00D863437S

(12) **United States Design Patent**
Casciotti et al.

(10) **Patent No.:** **US D863,437 S**

(45) **Date of Patent:** **** Oct. 15, 2019**

(54) **WRITING INSTRUMENT**

(71) Applicant: **Amsterdam Printing & Litho, Inc.**,
North Mankato, MN (US)

(72) Inventors: **David M. Casciotti**, Amsterdam, NY
(US); **Jing P. Mahler**, Glenville, NY
(US); **Aaron Boese**, Saratoga Springs,
NY (US)

(73) Assignee: **Amsterdam Printing & Litho, Inc.**,
North Mankato, MN (US)

(**) Term: **15 Years**

(21) Appl. No.: **29/641,828**

(22) Filed: **Mar. 26, 2018**

(51) **LOC (12) Cl.** **19-06**

(52) **U.S. Cl.**
USPC **D19/197; D19/932**

(58) **Field of Classification Search**
USPC D19/115-204; D14/411
CPC . B43K 5/005; B43K 7/12; B43K 8/04; B43K
8/06; B43K 19/00; B43K 19/02; B43K
19/14; B43K 21/006; B43K 21/06
See application file for complete search history.

(56) **References Cited**

U.S. PATENT DOCUMENTS

D457,917 S *	5/2002	Traut	D19/172
D469,807 S *	2/2003	Andrews	D19/197
D476,366 S *	6/2003	Kennedy	D19/197
D534,955 S *	1/2007	Huxiong	D19/171
D626,597 S *	11/2010	Casciotti	D19/201
D630,247 S *	1/2011	Shimizu	D19/172
D642,616 S *	8/2011	Kui	D19/117
D647,137 S *	10/2011	Uchiyama	D19/172
D651,241 S *	12/2011	Liang	D19/172
D651,244 S *	12/2011	Yuan	D19/172
D656,193 S *	3/2012	Yuan	D19/172
D664,197 S *	7/2012	Casciotti	D19/201

D665,025 S *	8/2012	Li	D19/172
D667,882 S *	9/2012	Uchiyama	D19/172
D692,483 S *	10/2013	Laemle	D19/172
D692,484 S *	10/2013	Laemle	D19/172
D695,832 S *	12/2013	Xie	D19/195
D746,376 S *	12/2015	Fleming	D19/192
D751,147 S *	3/2016	Casciotti	D19/201
D751,644 S *	3/2016	Casciotti	D19/201
D753,226 S *	4/2016	Casciotti	D19/201
D762,776 S *	8/2016	Laemle	D19/199
D763,961 S *	8/2016	Zhang	D19/172
D772,981 S *	11/2016	Horowitz	D19/172
D815,686 S *	4/2018	Nakata	D19/172
D816,769 S *	5/2018	Rimoux	D19/172

FOREIGN PATENT DOCUMENTS

CA 118744 12/2007

* cited by examiner

Primary Examiner — Elizabeth A. Albert

(74) *Attorney, Agent, or Firm* — Dicke Billig & Czaja,
PLLC

(57) **CLAIM**

We claim the ornamental design for a writing instrument, as shown and described.

DESCRIPTION

FIG. 1 is an isometric view of a writing instrument showing our new design;

FIG. 2 is a front view of FIG. 1;

FIG. 3 is a back view of FIG. 1;


FIG. 4 is a left side view of FIG. 1, the right side view being a mirror image of FIG. 4;

FIG. 5 is an enlarged top view of FIG. 1; and,

FIG. 6 is an enlarged bottom view of FIG. 1.

The broken lines in the drawings of FIGS. 1-6 are included for the purpose of showing portions that form no part of the claimed design.

1 Claim, 6 Drawing Sheets



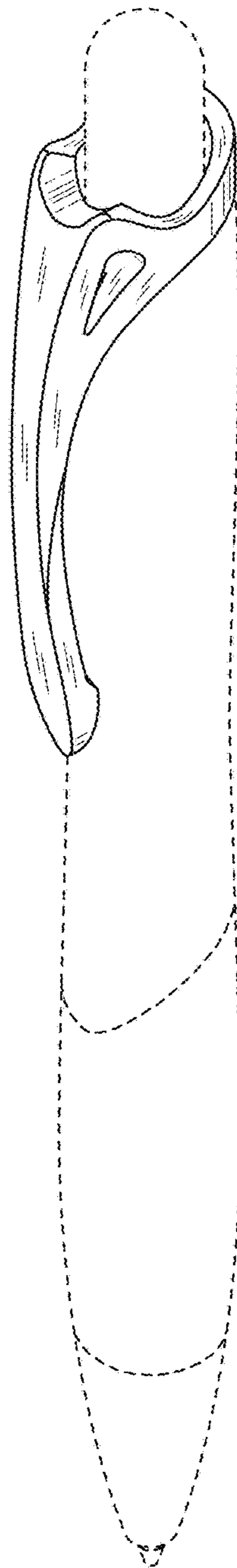


FIG. 1




FIG. 2



FIG. 3




FIG. 4

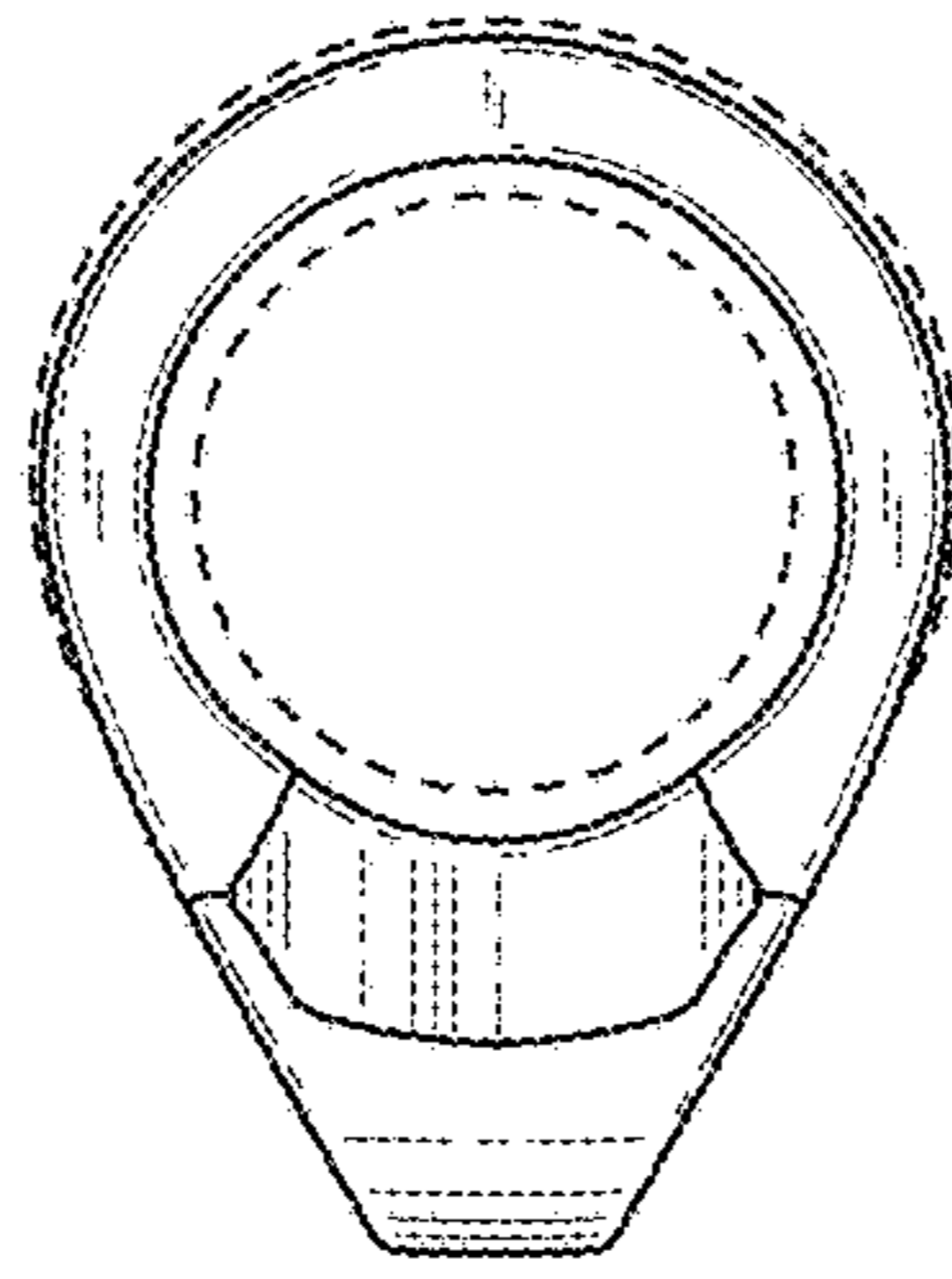


FIG. 5

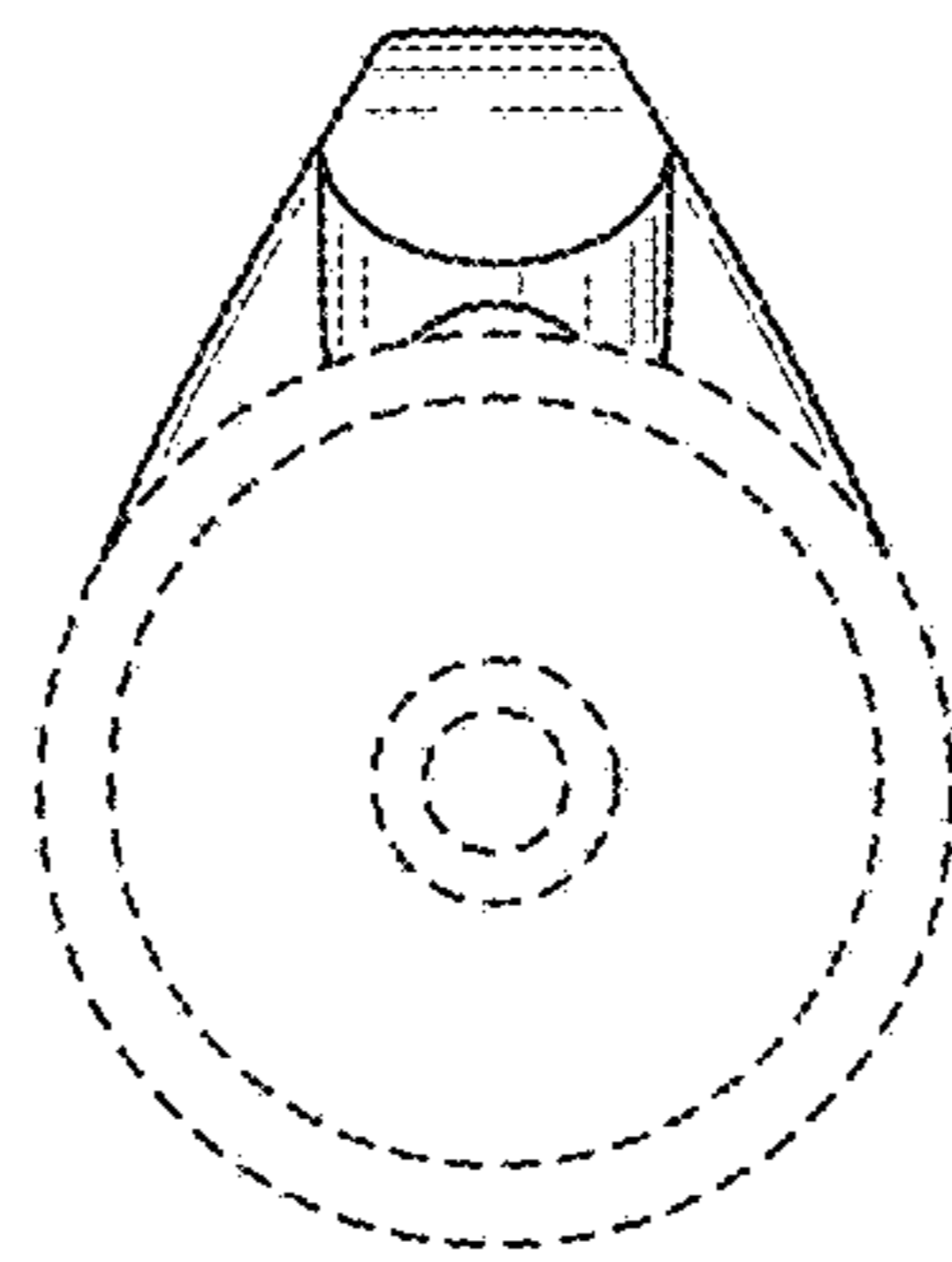


FIG. 6