



US00D863433S

(12) **United States Design Patent**
Jia

(10) **Patent No.:** **US D863,433 S**

(45) **Date of Patent:** **** Oct. 15, 2019**

- (54) **PEN**
- (71) Applicant: **TONGLU IDO IMP & EXP., LTD,**
Hangzhou (CN)
- (72) Inventor: **Lihong Jia,** Hangzhou (CN)
- (73) Assignee: **TONGLU IDO IMP & EXP., LTD,**
Hangzhou (CN)
- (**) Term: **15 Years**
- (21) Appl. No.: **29/648,069**
- (22) Filed: **May 18, 2018**
- (30) **Foreign Application Priority Data**
May 2, 2018 (CN) 2018 3 0192957
- (51) **LOC (12) Cl.** **19-06**
- (52) **U.S. Cl.**
USPC **D19/171**
- (58) **Field of Classification Search**
USPC D19/115-204; D14/411
CPC . B43K 5/005; B43K 7/12; B43K 8/04; B43K
8/06; B43K 19/00; B43K 19/02; B43K
19/14; B43K 21/006; B43K 21/06
See application file for complete search history.

(56) **References Cited**

U.S. PATENT DOCUMENTS

D395,448 S *	6/1998	Chevalier	D19/174
D418,163 S *	12/1999	Rosen	D19/171
D508,950 S *	8/2005	Kiple	D19/171
D540,866 S *	4/2007	Qiu	D19/174
D573,640 S *	7/2008	Qiu	D19/174
D601,197 S *	9/2009	Zhang	D19/174
D612,888 S *	3/2010	Rolion	D19/171

D628,645 S *	12/2010	Zhang	D19/174
D654,952 S *	2/2012	Laemle	D19/172
D672,393 S *	12/2012	Mao	D19/172
D672,813 S *	12/2012	Zhang	D19/172
D689,134 S *	9/2013	Landow	D19/174
8,550,735 B2 *	10/2013	Rolion	B43K 24/084 401/103
D696,347 S *	12/2013	Yu	D19/174
D708,263 S *	7/2014	Laemle	D19/179
D709,949 S *	7/2014	Fleming	D19/119
D713,882 S *	9/2014	Fleming	D19/179
D730,988 S *	6/2015	Cleere	D19/201
D745,089 S *	12/2015	Cohen	D19/174
D751,144 S *	3/2016	Goodelman	D19/171
D752,050 S *	3/2016	Zhang	D14/411
D753,768 S *	4/2016	Goodelman	D19/171
D771,749 S *	11/2016	Boisdevesys	D19/171
D780,268 S *	2/2017	Laemle	D19/170
D782,576 S *	3/2017	Laemle	D19/172
D798,387 S *	9/2017	Kornfeld	D19/176
D813,948 S *	3/2018	Vadenne	D19/197

* cited by examiner

Primary Examiner — Elizabeth A. Albert

(74) *Attorney, Agent, or Firm* — Gokalp Bayramoglu

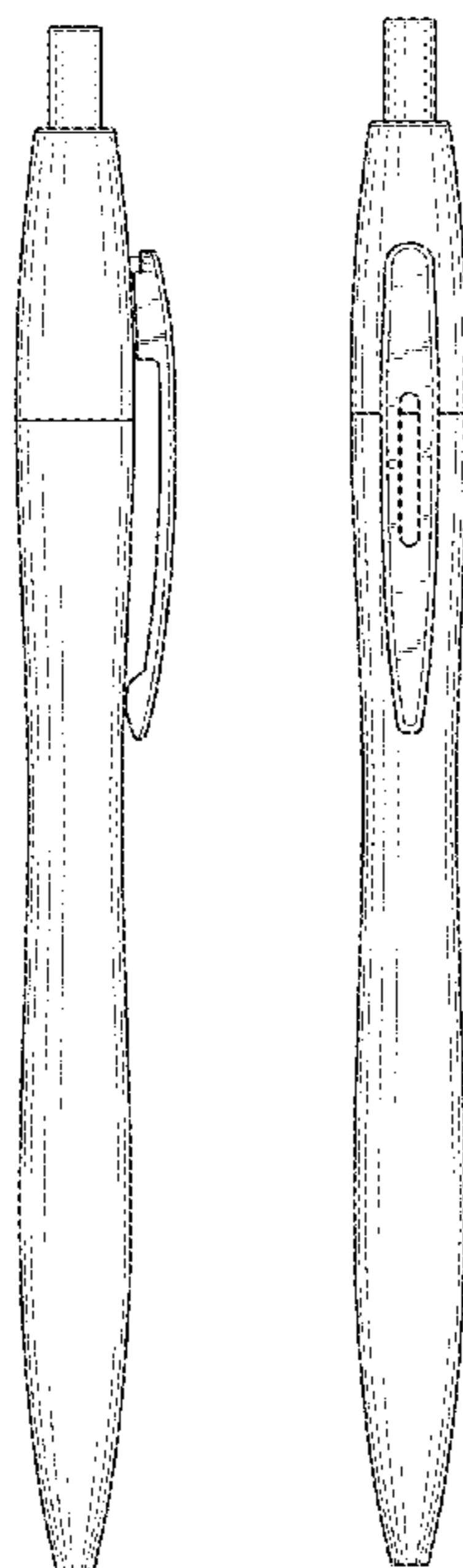
(57) **CLAIM**

The ornamental design for a pen, as shown and described.

DESCRIPTION

FIG. 1 is a front view of a pen showing the new design;
 FIG. 2 is a rear view thereof;
 FIG. 3 is a right side view thereof;
 FIG. 4 is a left side view thereof;
 FIG. 5 is a bottom view thereof;
 FIG. 6 is a top view thereof;
 FIG. 7 is a perspective view thereof; and,
 FIG. 8 is another perspective view thereof.

1 Claim, 8 Drawing Sheets



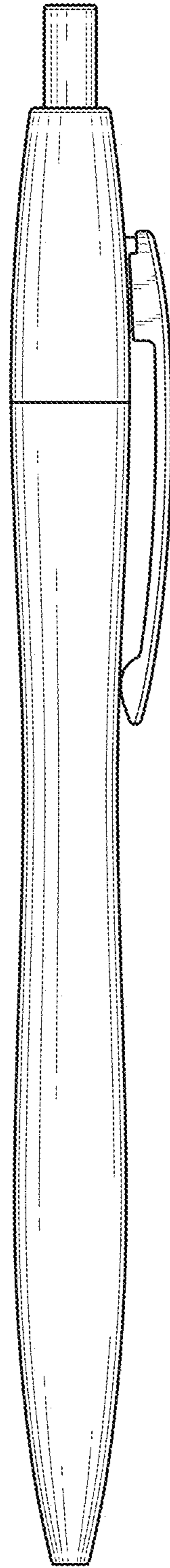


Fig. 1

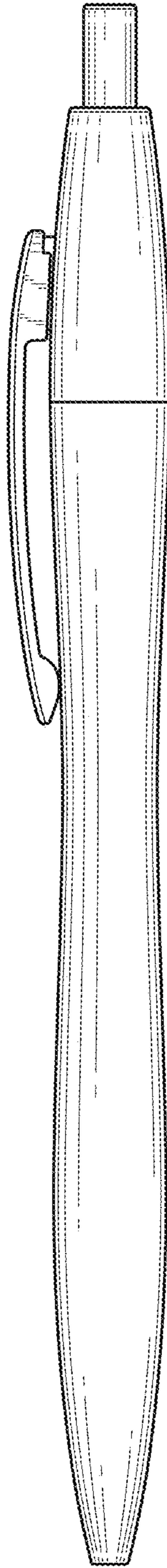


Fig. 2

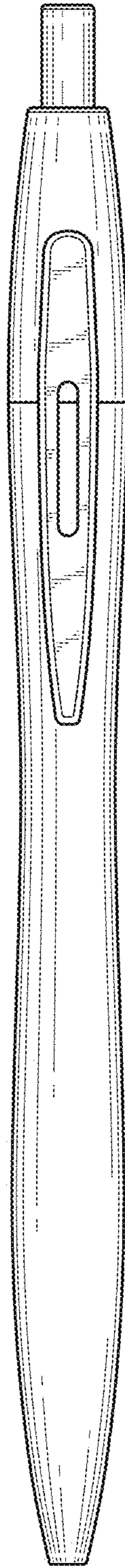


Fig. 3




Fig. 4

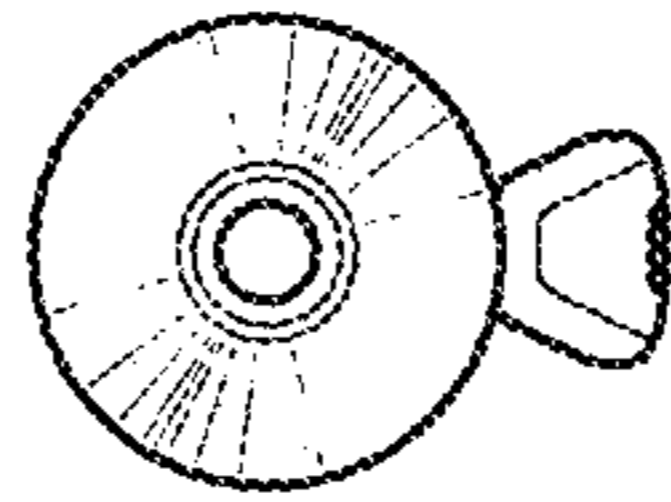


Fig. 5

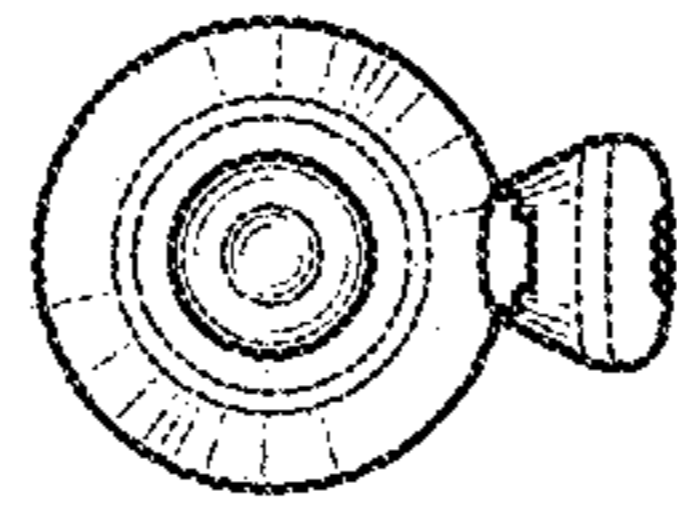


Fig. 6

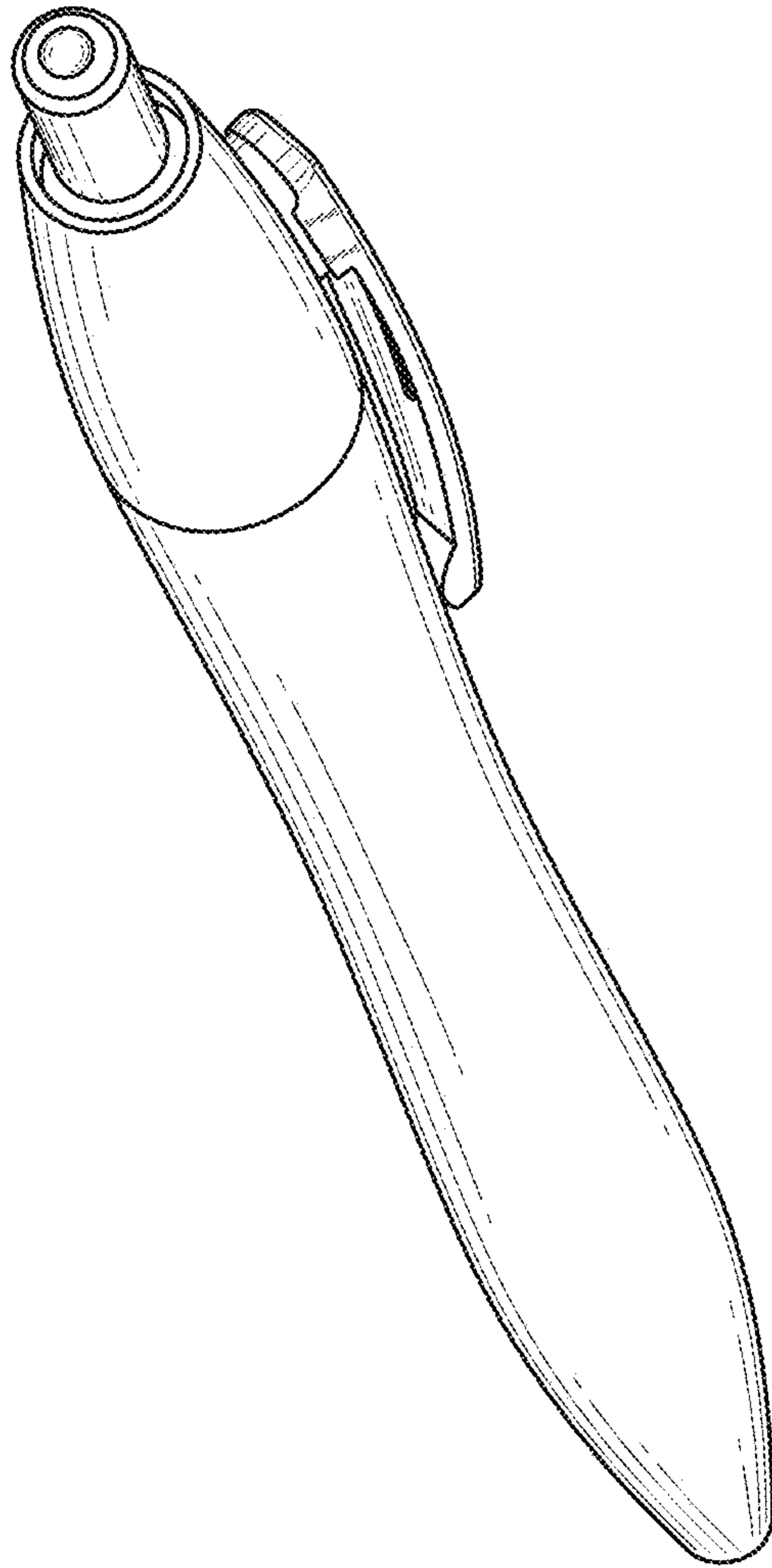


Fig. 7

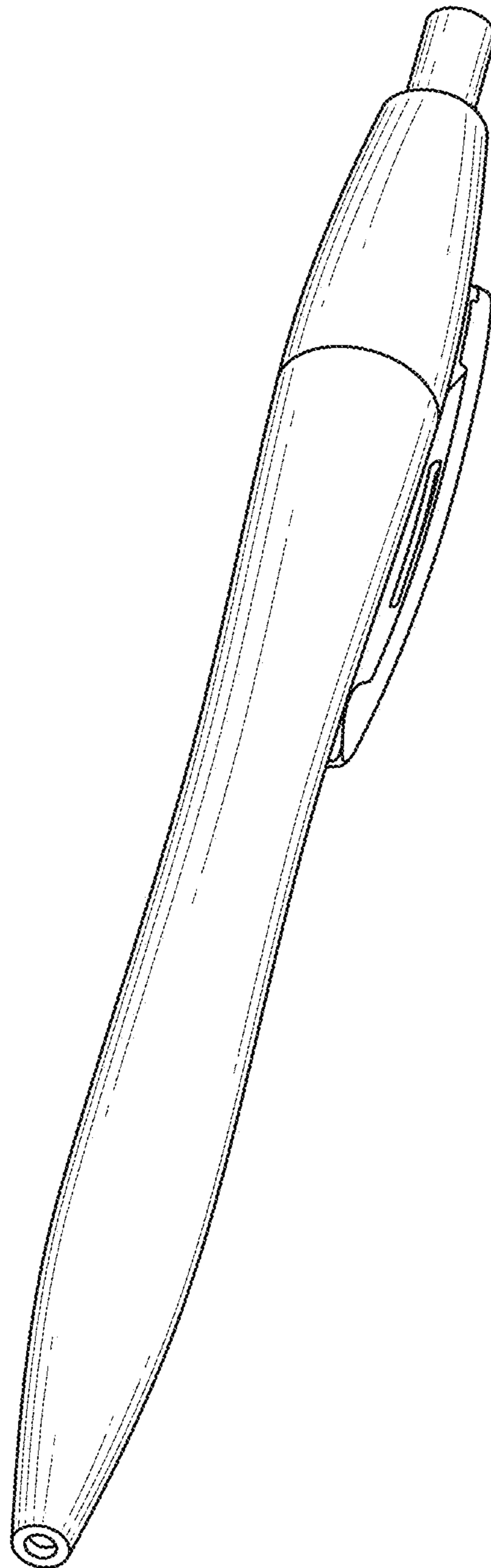


Fig. 8