



US00D863430S

(12) **United States Design Patent**
Huang

(10) **Patent No.:** **US D863,430 S**

(45) **Date of Patent:** **** Oct. 15, 2019**

- (54) **WOODBURNING PEN HOUSING**
- (71) Applicant: **Yeu Chyuan Industrial Co., Ltd.**,
Shuishang Township, Chiayi County
(TW)
- (72) Inventor: **Yung-Kuan Huang**, Shuishang
Township (TW)
- (73) Assignee: **Yeu Chyuan Industrial Co., Ltd.**,
Shuishang Township (TW)
- (**) Term: **15 Years**
- (21) Appl. No.: **29/646,431**
- (22) Filed: **May 4, 2018**
- (51) **LOC (12) Cl.** **19-06**
- (52) **U.S. Cl.**
USPC **D19/108**
- (58) **Field of Classification Search**
USPC D19/101, 108, 115-204; D8/29.1, 29.2,
D8/30, 107, 300, 307, DIG. 5, DIG. 7
CPC . B43K 5/005; B43K 7/12; B43K 8/04; B43K
8/06; B43K 19/00; B43K 19/02; B43K
19/14; B43K 21/006; B43K 21/06
See application file for complete search history.

(56) **References Cited**
U.S. PATENT DOCUMENTS

D149,677 S	*	5/1948	Roblin	D7/395
D282,378 S	*	1/1986	Ohyabu	D19/169
D312,391 S	*	11/1990	Vitrac	D19/166
D336,491 S	*	6/1993	Vitrac	D19/121
D375,036 S	*	10/1996	David	D8/300
D458,629 S	*	6/2002	Odman	D18/34.9
D475,590 S	*	6/2003	Huang	D8/29.1
D500,519 S	*	1/2005	Keda	D19/175

D534,411 S	*	1/2007	Kuo	D21/679
D536,377 S	*	2/2007	Cetera	D19/117
D540,386 S	*	4/2007	Qiu	D19/174
D546,883 S	*	7/2007	Briggl	D19/170
D559,055 S	*	1/2008	Axinte	D8/30
D623,222 S	*	9/2010	Chaffee	D19/134
D623,223 S	*	9/2010	Chaffee	D19/134
D633,142 S	*	2/2011	Chaffee	D19/134
D641,405 S	*	7/2011	Guo	D19/174
D669,332 S	*	10/2012	Hoertnagl	D8/107
D690,358 S	*	9/2013	Jin	D19/172
D710,446 S	*	8/2014	Lira-Nunez	D19/173
D762,774 S	*	8/2016	Zhang	D19/170
D763,960 S	*	8/2016	Zhang	D19/171
D763,961 S	*	8/2016	Zhang	D19/172
D777,257 S	*	1/2017	Fleming	D19/196
D783,093 S	*	4/2017	Miller	D19/173
D793,837 S	*	8/2017	Su	D8/107
D802,053 S	*	11/2017	Gupta	D19/108

* cited by examiner

Primary Examiner — Elizabeth A. Albert

(74) *Attorney, Agent, or Firm* — Alan D. Kamrath; Mayer & Williams PC

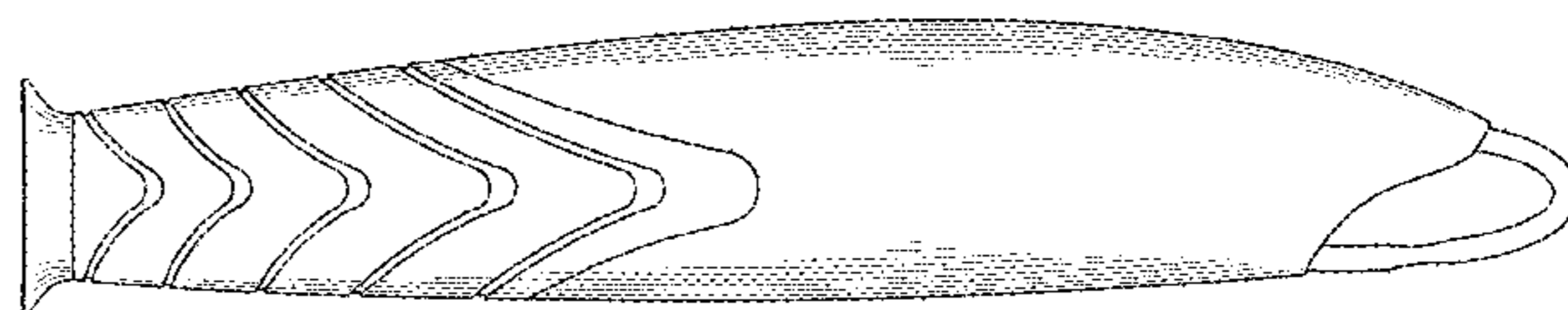
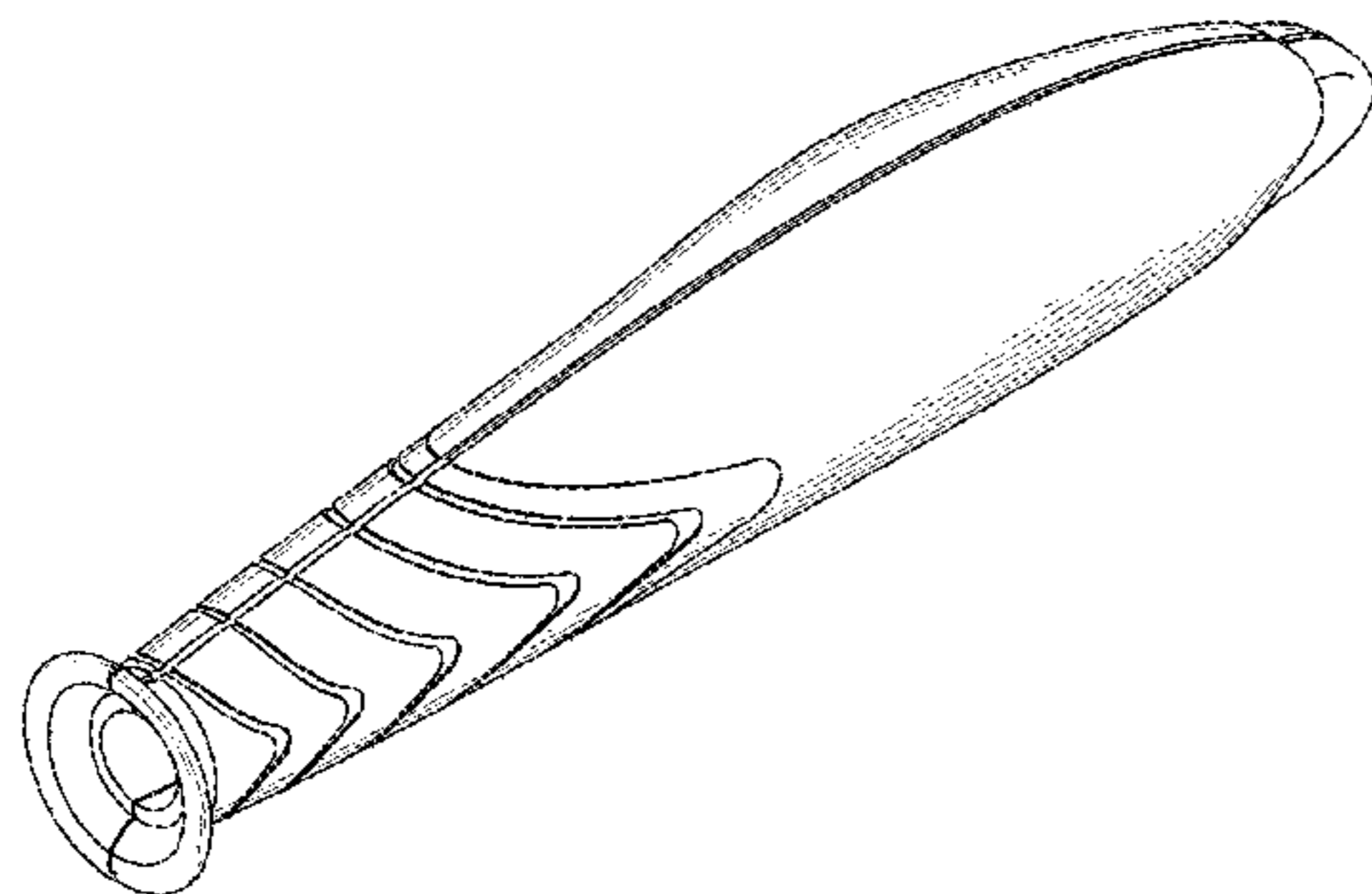
(57) **CLAIM**

The ornamental design for a woodburning pen housing, as shown and described.

DESCRIPTION

FIG. 1 is a perspective view of a woodburning pen housing, showing my new design;
 FIG. 2 is a front elevational view thereof;
 FIG. 3 is a rear elevational view thereof;
 FIG. 4 is a left side view thereof;
 FIG. 5 is a right side view thereof;
 FIG. 6 is a top plan view thereof; and,
 FIG. 7 is a bottom plan view thereof.

1 Claim, 4 Drawing Sheets



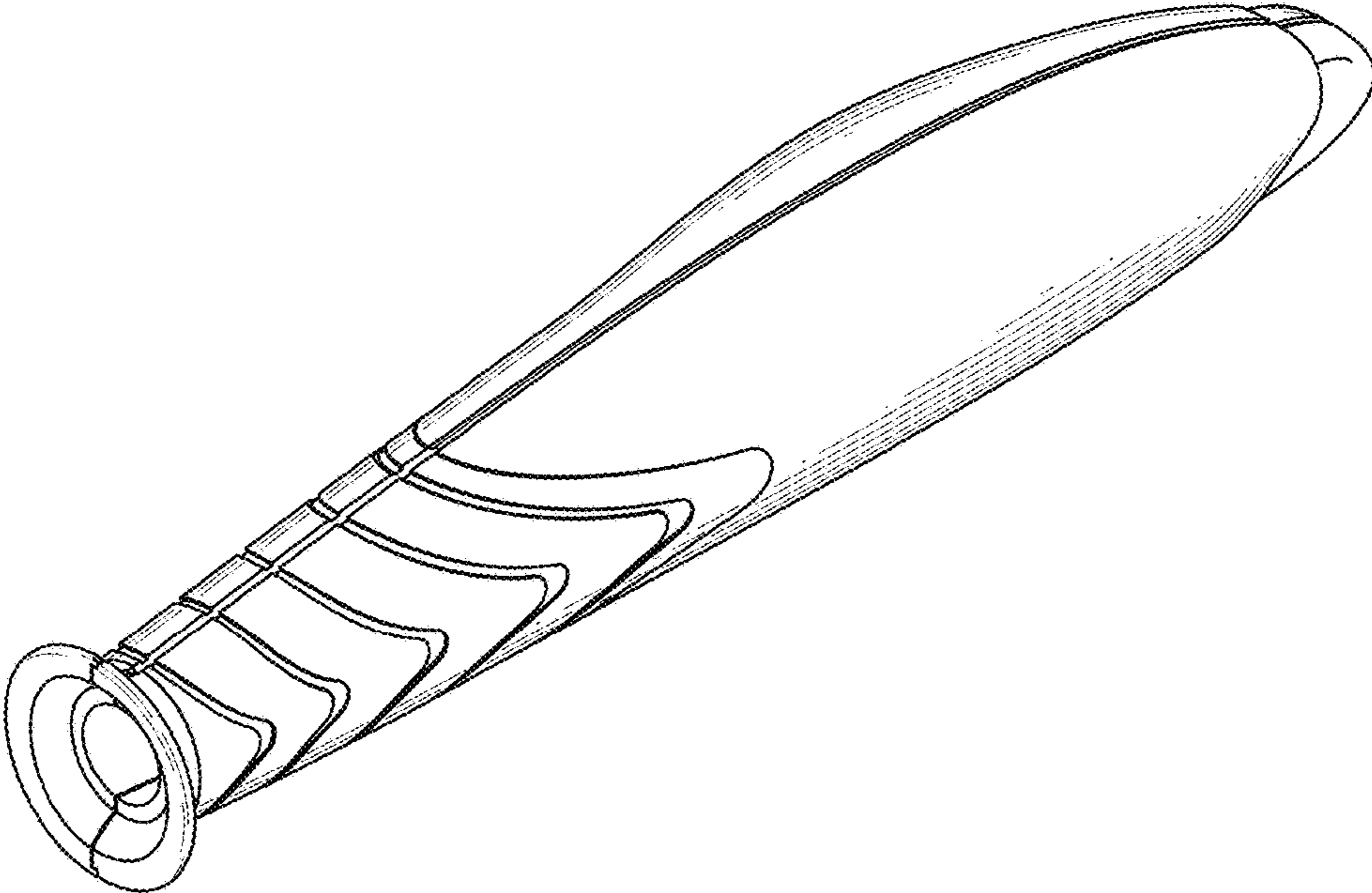


FIG. 1

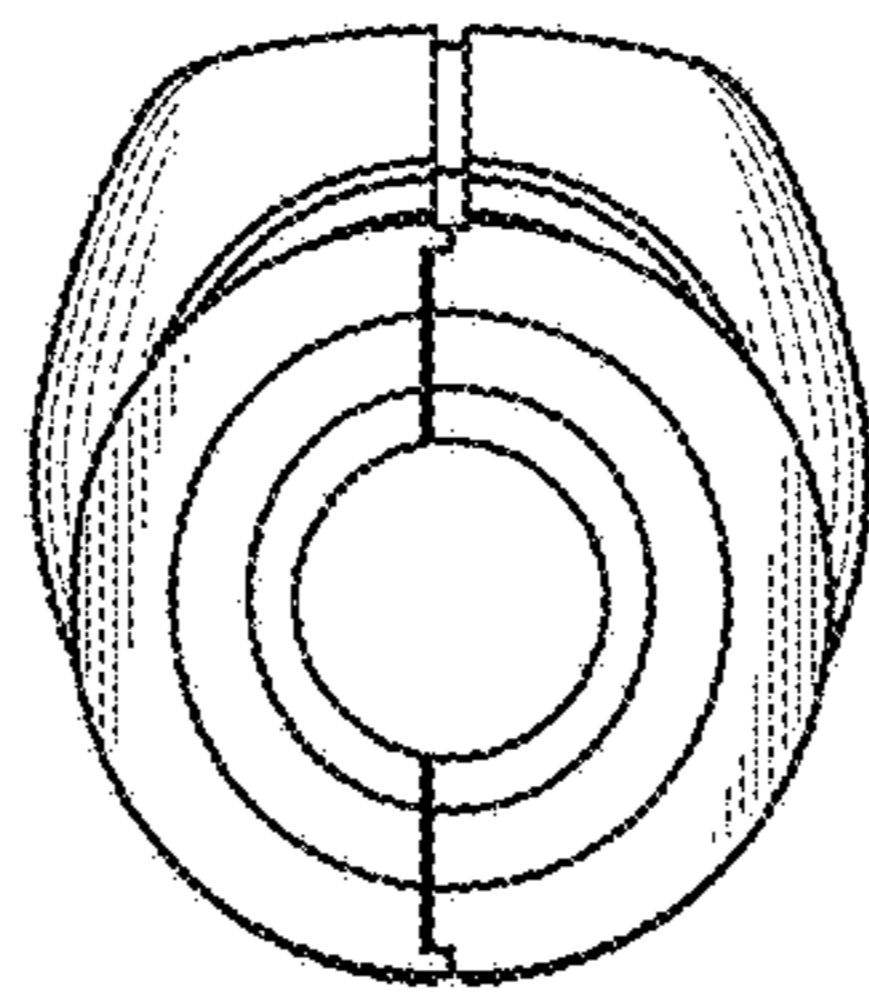


FIG. 2

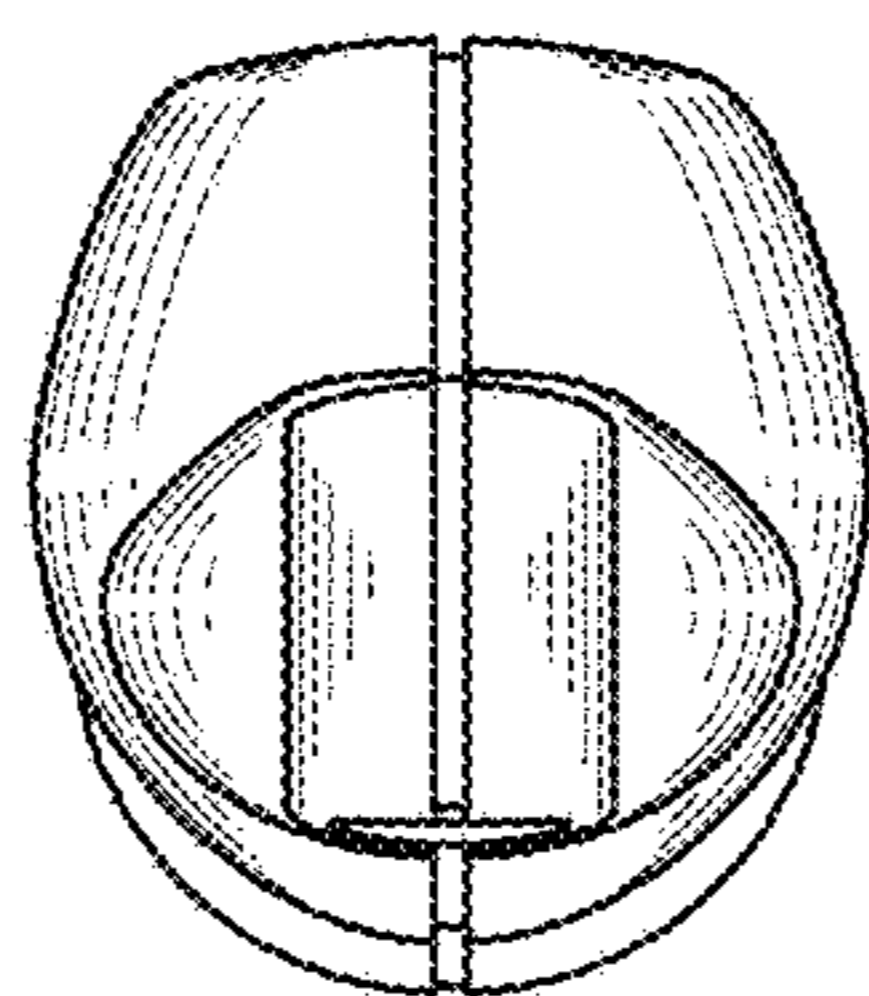


FIG. 3

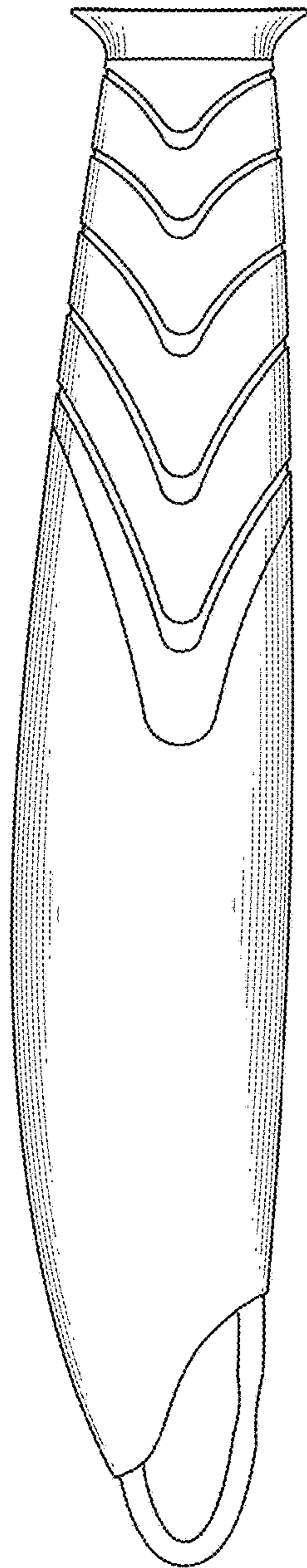


FIG. 4

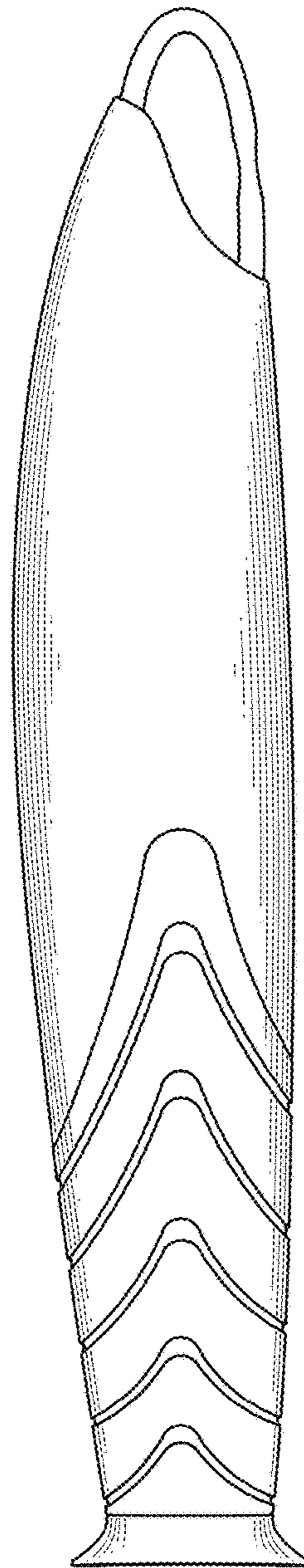


FIG. 5

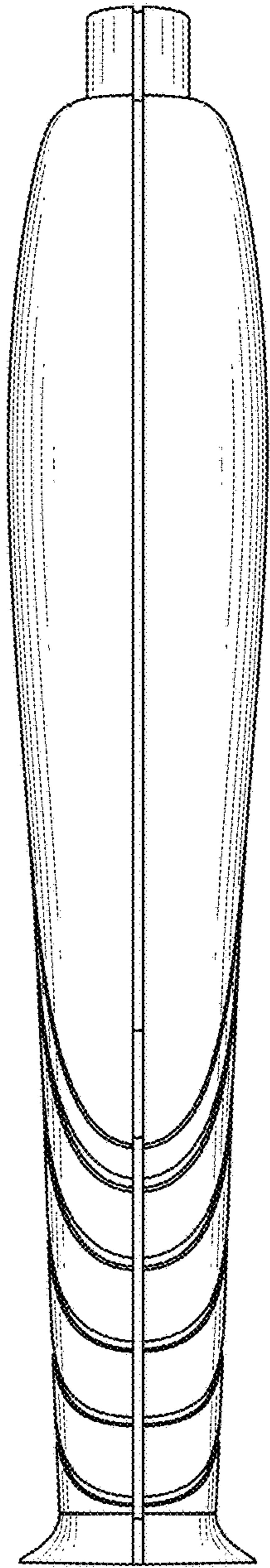


FIG. 6

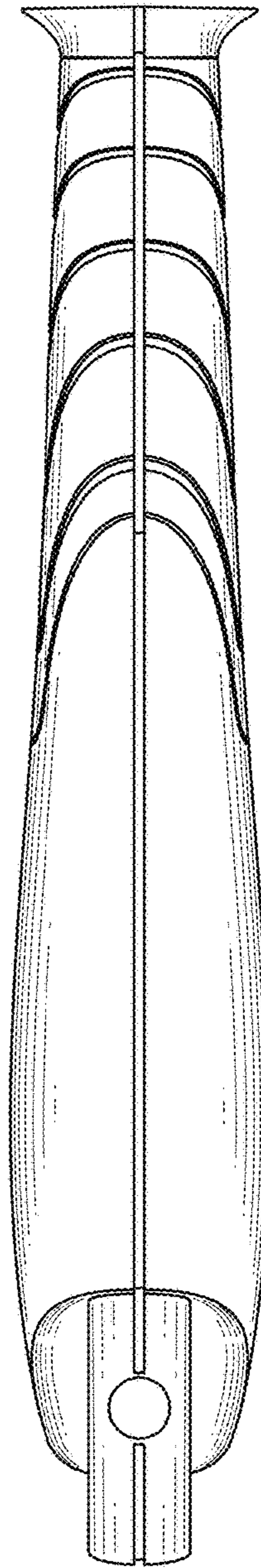


FIG. 7