



US00D863423S

(12) **United States Design Patent** (10) **Patent No.:** **US D863,423 S**
Blum (45) **Date of Patent:** **** *Oct. 15, 2019**

(54) **TRANSACTION CARD**
(71) Applicant: **Black Card LLC**, Jackson, WY (US)
(72) Inventor: **Scott Alan Blum**, Jackson, WY (US)
(73) Assignee: **BLACK CARD LLC**, Jackson, WY (US)
(*) Notice: This patent is subject to a terminal disclaimer.
(**) Term: **15 Years**
(21) Appl. No.: **29/634,308**
(22) Filed: **Jan. 19, 2018**
(51) **LOC (12) Cl.** **19-08**
(52) **U.S. Cl.**
USPC **D19/10**
(58) **Field of Classification Search**
USPC D19/1-12, 20-34, 100;
40/124.01-124.15, 672, 661, 726, 776,
40/617; 283/72, 74-75, 103, 105-117,
283/81-82, 70, 94, 904; 206/449, 815;
D21/385; D20/10, 22, 27, 40, 42, 11;
D14/435-437; D6/613, 583; 362/2;
235/380, 382, 487, 493, 488
CPC .. B42D 15/022; B42D 15/045; B42D 15/027;
B42D 15/042; B42D 25/29; B42D 25/00;
B42D 25/20; B42D 25/30; B42D 25/40;
B42D 25/23; B42D 25/26; B42D 25/285;
B42D 2033/00; B42D 2033/08; B42D
2033/10; B42D 2033/16; B42D 2033/20;
B42D 2033/30
See application file for complete search history.

D761,355 S 7/2016 Blum
D761,356 S 7/2016 Blum
D765,176 S 8/2016 Blum
D788,848 S * 6/2017 Blum D19/10

* cited by examiner

Primary Examiner — Abraham Bahta
(74) *Attorney, Agent, or Firm* — Klein, O'Neill & Singh, LLP

(57) **CLAIM**

The ornamental design for a transaction card, as shown and described.

DESCRIPTION

The patent or application file contains at least one drawing executed in color. Copies of this patent or patent application publication with color drawing(s) will be provided by the Office upon request and payment of the necessary fee. Color is an aspect of the front and back of the transaction cards of the present design as shown in FIGS. 1 and 2.

FIG. 1 is a front elevational view of a preferred embodiment of the transaction card according to the present design; FIG. 2 is a rear elevational view of the transaction card of FIG. 1;

FIG. 3 is a bottom plan view of the transaction card of FIG. 1, the top plan view being a mirror image thereof; and, FIG. 4 is a left-side elevational view of the transaction card of FIG. 1, the right-side elevational view being a mirror image thereof.

Phantom lining, where used, is for illustrative purposes only and is not intended to limit the claimed design to the features shown in phantom.

(56) **References Cited**
U.S. PATENT DOCUMENTS

D748,725 S 2/2016 Blum
D760,836 S * 7/2016 Wilen D19/10

1 Claim, 3 Drawing Sheets
(2 of 3 Drawing Sheet(s) Filed in Color)






FIG. 1

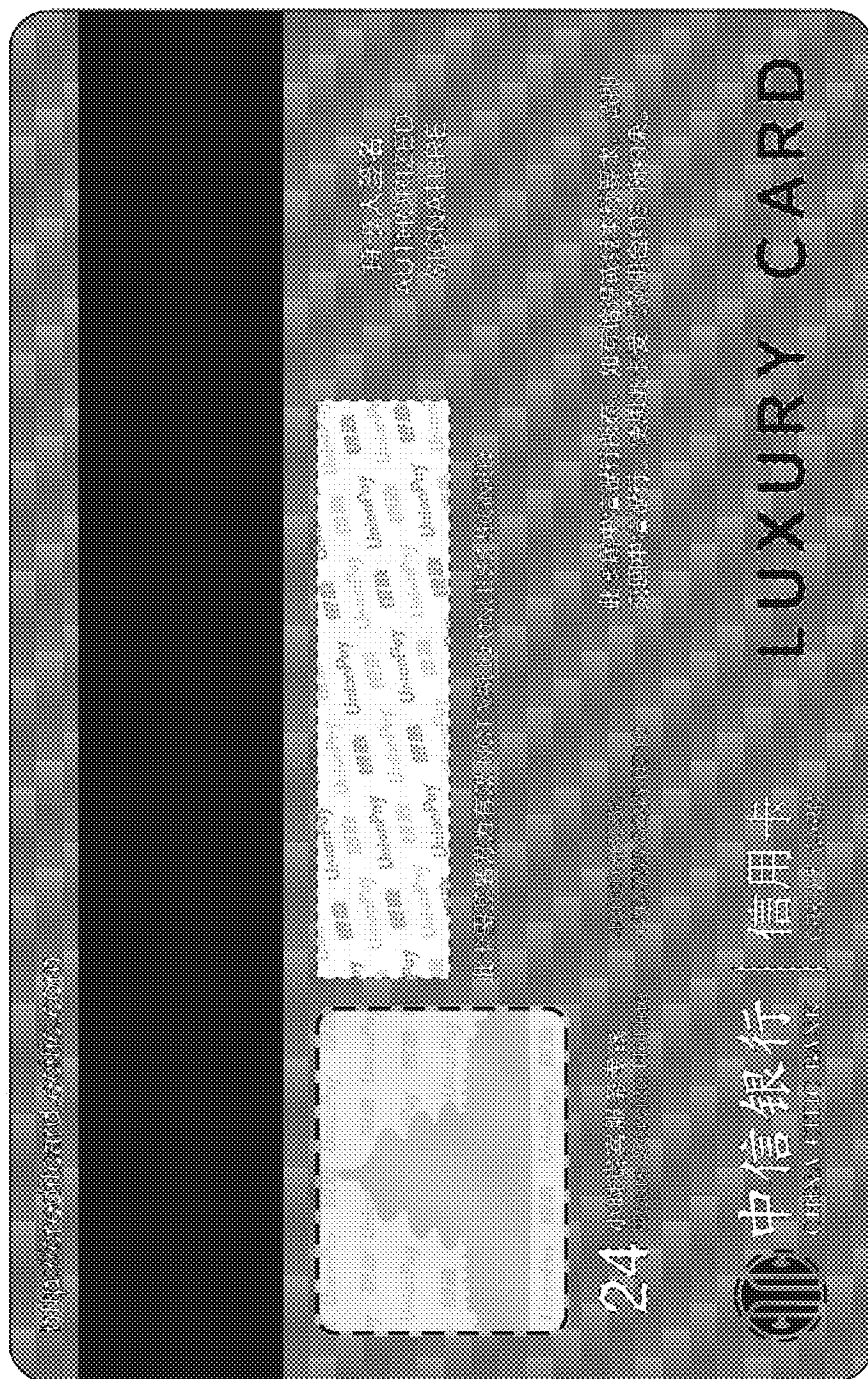


FIG. 2



FIG. 3




FIG. 4