



US00D863407S

(12) **United States Design Patent** (10) **Patent No.:** **US D863,407 S**  
**Li** (45) **Date of Patent:** **\*\* \*Oct. 15, 2019**

(54) **MICRO PROJECTOR**

(71) Applicant: **Shicheng Li**, Hunan (CN)

(72) Inventor: **Shicheng Li**, Hunan (CN)

(73) Assignee: **Shen Zhen Foisontech Corporation Ltd.**, Shenzhen, Guangdong (CN)

(\* ) Notice: This patent is subject to a terminal disclaimer.

(\*\* ) Term: **15 Years**

(21) Appl. No.: **29/585,353**

(22) Filed: **Nov. 23, 2016**

(51) **LOC (12) Cl.** ..... **16-02**

(52) **U.S. Cl.**  
USPC ..... **D16/230**

(58) **Field of Classification Search**  
USPC ..... D16/221, 225, 230–231, 234; D21/514;  
D14/496, 135, 188, 138 AA, 138 R, 426  
CPC .... G03B 21/145; G03B 21/00; G03B 21/001;  
G03B 21/003; G03B 21/12; G03B 21/14;  
G03B 21/16  
See application file for complete search history.

(56) **References Cited**

**U.S. PATENT DOCUMENTS**

D638,872 S \* 5/2011 Kao ..... D16/225  
8,714,756 B2 \* 5/2014 Yang ..... G03B 21/145  
248/309.4

D719,207 S \* 12/2014 Chen ..... D16/230  
D722,333 S \* 2/2015 Lin ..... D14/138 R  
D740,343 S \* 10/2015 Choi ..... D16/230  
D850,515 S \* 6/2019 Li ..... D16/230

**FOREIGN PATENT DOCUMENTS**

CN 303719615 \* 1/2016  
CN 303842634 \* 1/2016

\* cited by examiner

*Primary Examiner* — Wan Laymon

(74) *Attorney, Agent, or Firm* — Justin Lampel

(57) **CLAIM**

The ornamental design for a micro projector, as shown and described.

**DESCRIPTION**

FIG. 1 is a perspective view of a micro projector showing my new design;

FIG. 2 is a front elevational view thereof;

FIG. 3 is a rear elevational view thereof;

FIG. 4 is a right side view thereof;

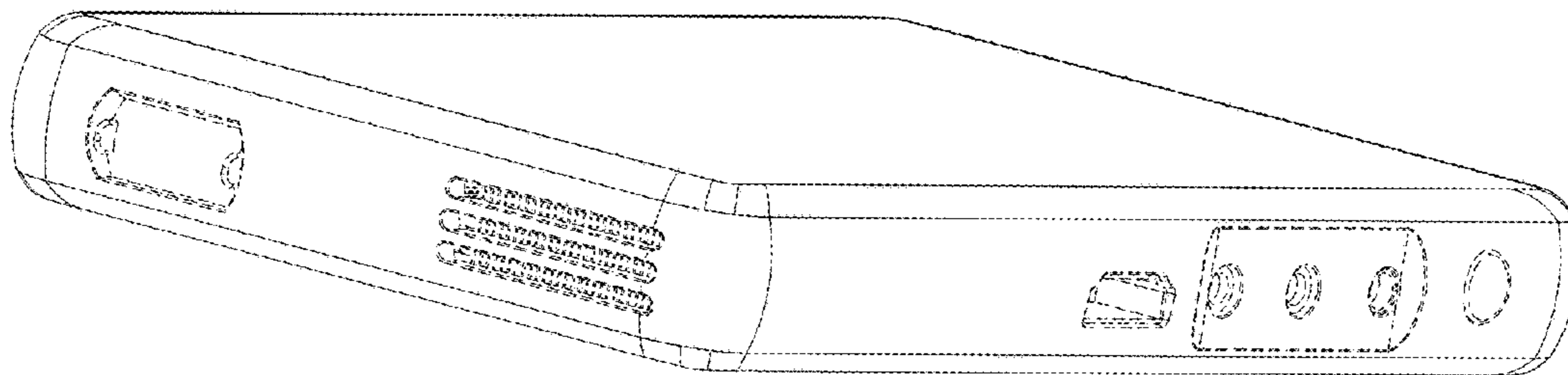
FIG. 5 is a left side view thereof;

FIG. 6 is a bottom plan view thereof; and,

FIG. 7 is a top plan view thereof.

The broken lines shown in the figures are included for the purpose of illustrating portions of the micro projector and form no part of the claimed design.

**1 Claim, 7 Drawing Sheets**



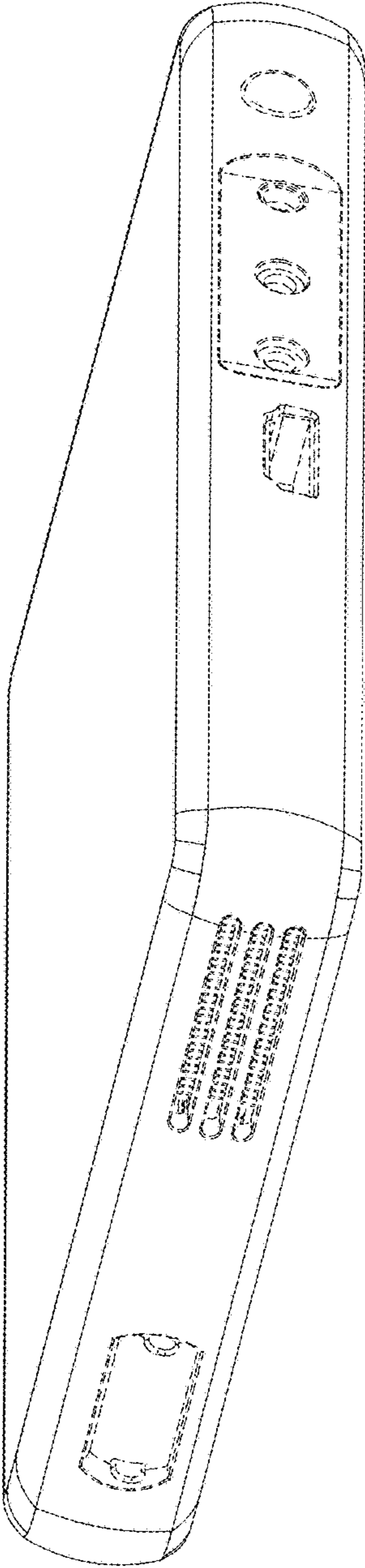


FIG. 1

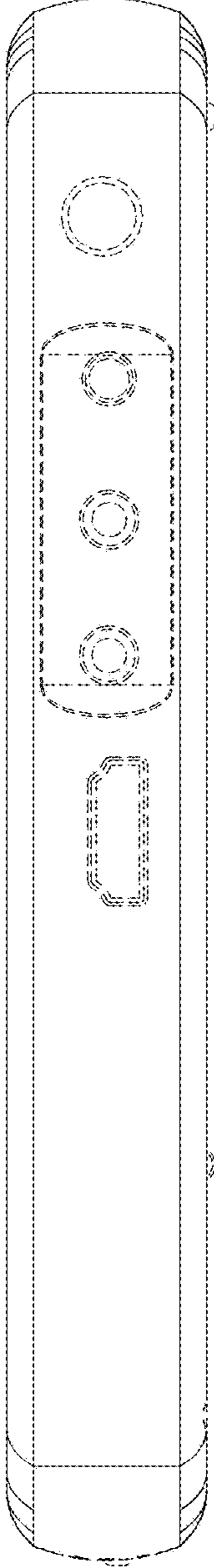


FIG. 2




FIG. 3

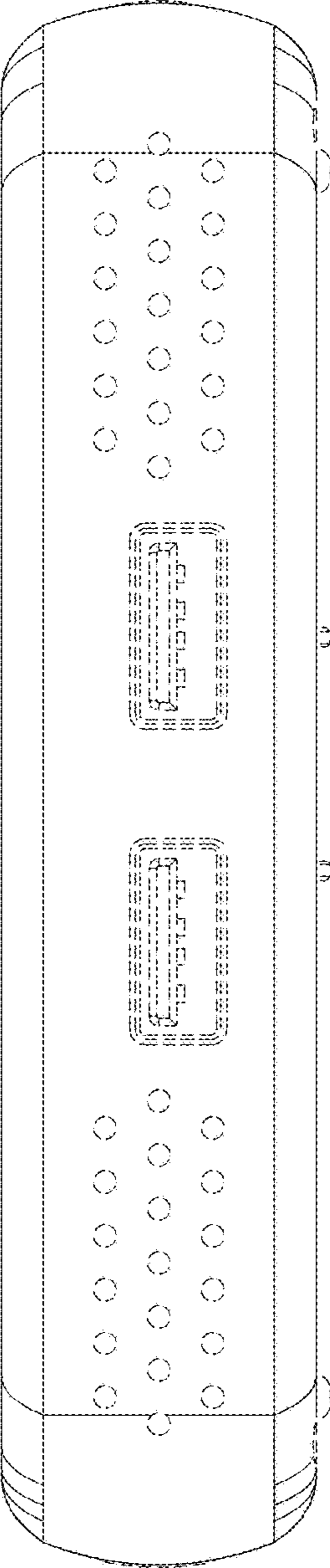


FIG. 4




FIG. 5




FIG. 6




FIG. 7