



US00D863392S

(12) **United States Design Patent**  
**Okitsu et al.**

(10) **Patent No.:** **US D863,392 S**  
(45) **Date of Patent:** **\*\* \*Oct. 15, 2019**

- (54) **LENS**
- (71) Applicant: **ALPS ALPINE CO., LTD.**, Tokyo (JP)
- (72) Inventors: **Sunao Okitsu**, Niigata (JP); **Keiichi Tatsuta**, Niigata (JP)
- (73) Assignee: **ALPS ALPINE CO., LTD.**, Tokyo (JP)
- (\*) Notice: This patent is subject to a terminal disclaimer.
- (\*\*) Term: **15 Years**
- (21) Appl. No.: **29/624,259**
- (22) Filed: **Oct. 31, 2017**
- (30) **Foreign Application Priority Data**

- Jun. 6, 2017 (JP) ..... 2017-012111
- (51) **LOC (12) Cl.** ..... **16-06**
- (52) **U.S. Cl.**  
USPC ..... **D16/134; D16/219**
- (58) **Field of Classification Search**  
USPC ..... D16/130, 134-136, 200, 202-208, 218, D16/219; 348/143, 148, 151, 373-376; 396/419, 427, 535, 539-541; D26/120, D26/113, 118, 119, 121, 122, 124, 125, D26/128  
CPC ..... G03B 17/02; G03B 19/04; G03B 17/56; G03B 17/04; G03B 15/03; H04N 5/2251; H04N 5/2252; H04N 5/2253; H04N 5/2254; H04N 7/181; H04N 7/183; H04N 7/18; G08B 13/1963; G08B 13/19619; G08B 13/19632  
See application file for complete search history.

(56) **References Cited**  
U.S. PATENT DOCUMENTS

- 6,246,526 B1 6/2001 Okuyama
- D493,479 S \* 7/2004 Yoshikawa ..... D16/202

- 7,216,991 B2 5/2007 Yamakawa
- D631,576 S 1/2011 Yoshinobu et al.
- D689,649 S 9/2013 Popper et al.
- 8,740,417 B2 6/2014 Jiang et al.
- D715,481 S \* 10/2014 Zhang ..... D26/120
- D715,990 S \* 10/2014 Zhang ..... D26/120
- D732,098 S \* 6/2015 Choi ..... D16/202
- D745,076 S \* 12/2015 Pfeil ..... D16/207

(Continued)

**FOREIGN PATENT DOCUMENTS**

- DE 102008019118 10/2009
- JP 2000-162542 6/2000
- JP 2005-084325 3/2005

**OTHER PUBLICATIONS**

- U.S. Appl. No. 29/623,684, filed Oct. 26, 2017, Sunao Okitsu et al.
- (Continued)

*Primary Examiner* — Ramzi S Almatrahi  
(74) *Attorney, Agent, or Firm* — IPUSA, PLLC

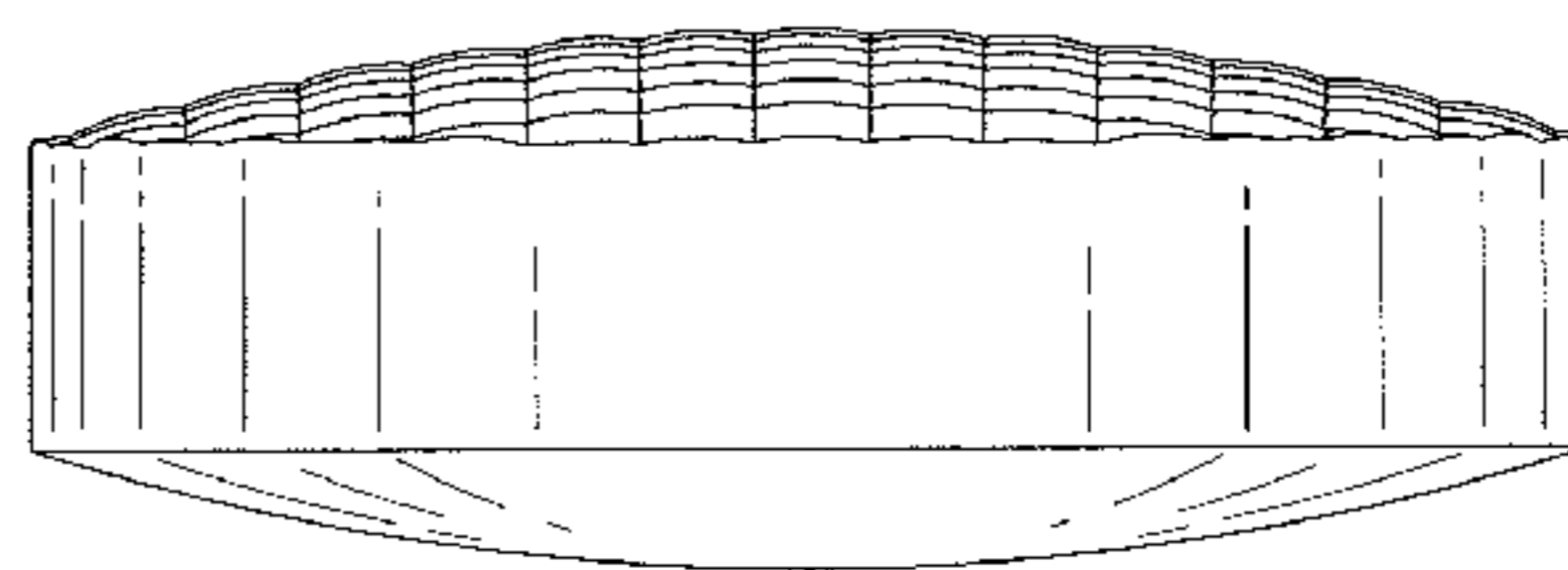
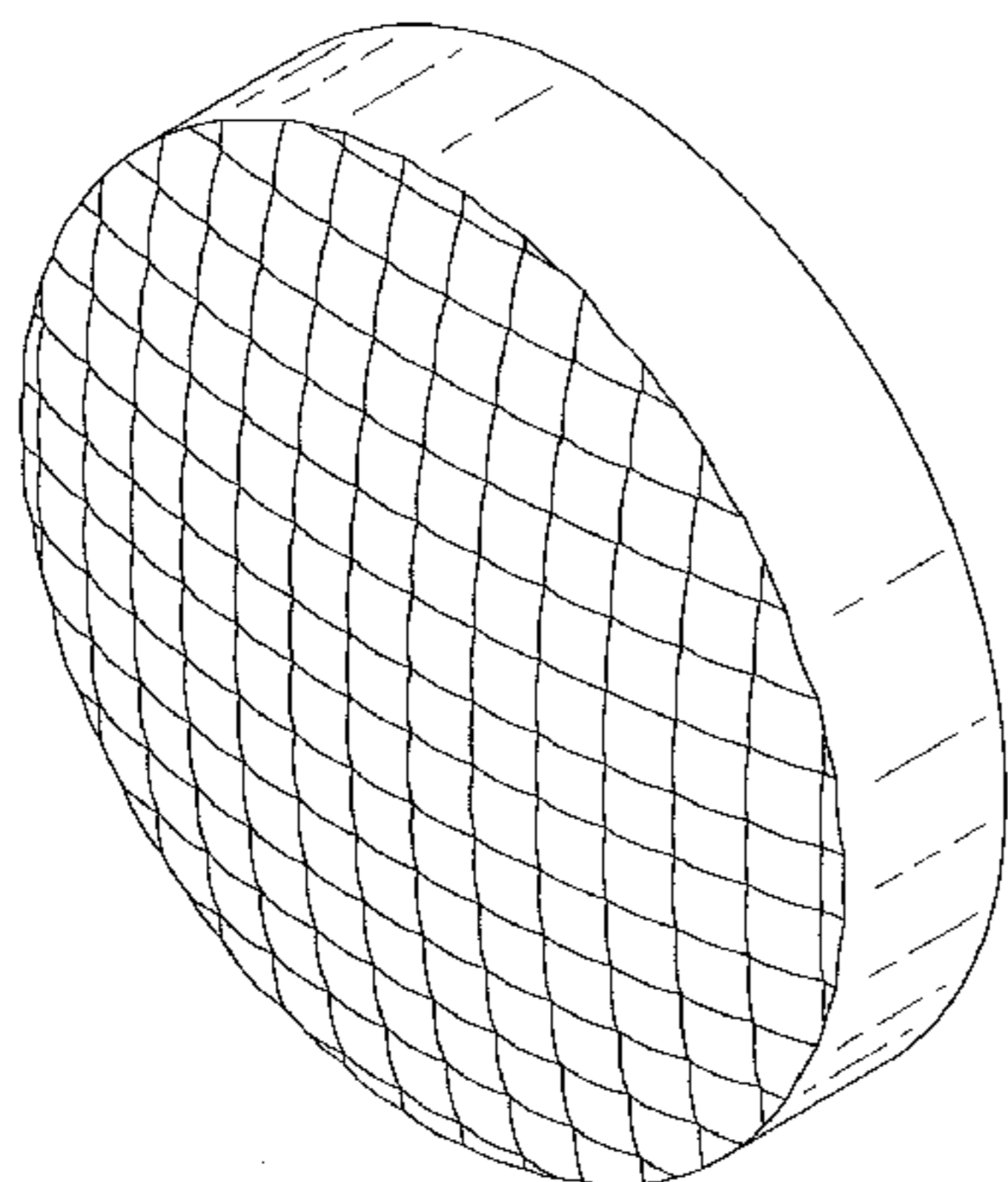
(57) **CLAIM**

The ornamental design for a lens, as shown and described.

**DESCRIPTION**

FIG. 1 is a perspective view of a lens, showing our new design;  
 FIG. 2 is a front view thereof;  
 FIG. 3 is a rear view thereof;  
 FIG. 4 is a cross-sectional view thereof taken along the line 4-4 in FIG. 3;  
 FIG. 5 is a top plan view thereof;  
 FIG. 6 is a bottom plan view thereof;  
 FIG. 7 is a right side view thereof; and,  
 FIG. 8 is a left side view thereof.

**1 Claim, 4 Drawing Sheets**



(56)

**References Cited**

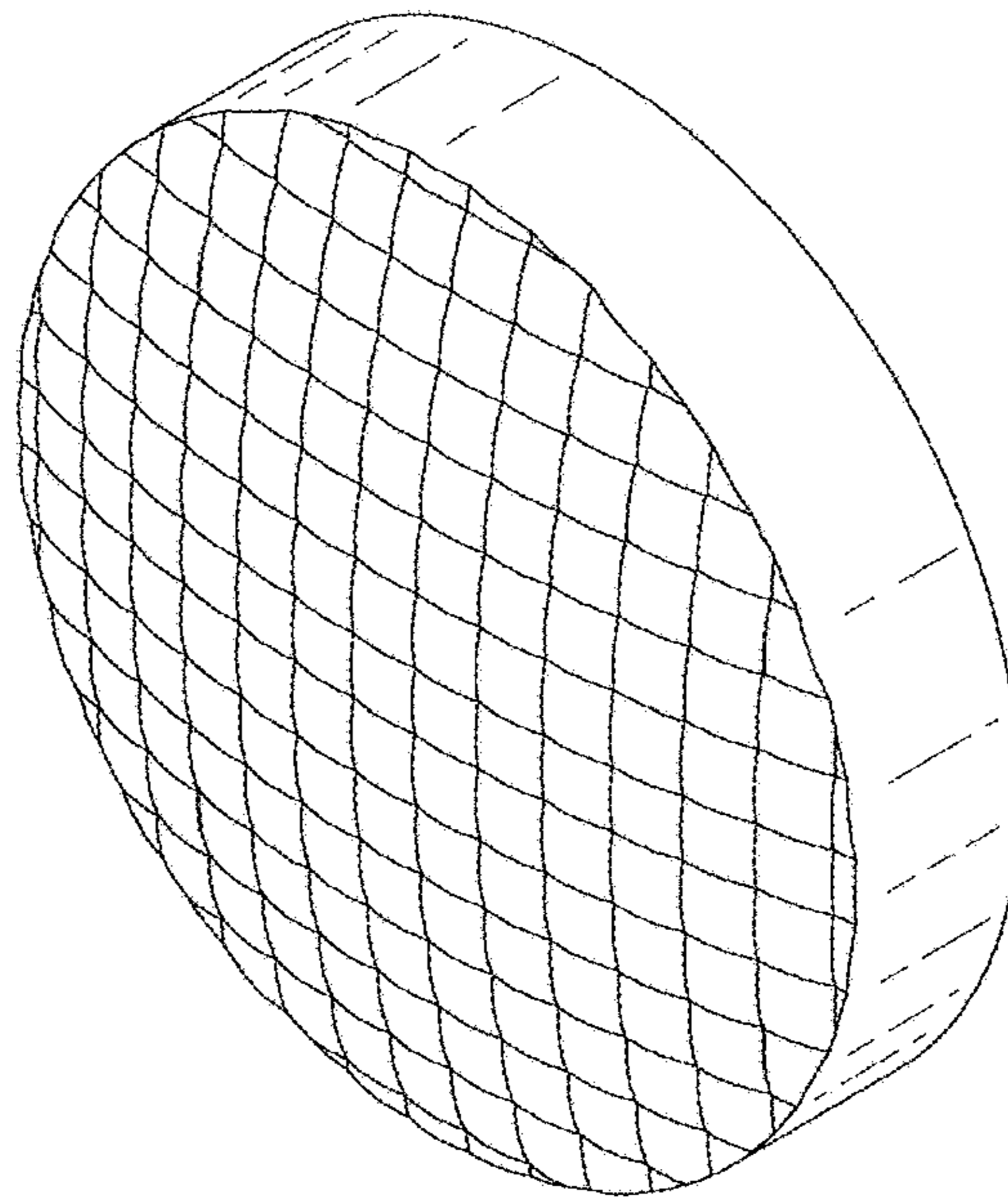
U.S. PATENT DOCUMENTS

D765,752 S \* 9/2016 Chiu ..... D16/101  
D765,753 S \* 9/2016 Hsu ..... D16/101  
D768,750 S \* 10/2016 Pfeil ..... D16/207  
D788,200 S \* 5/2017 Caldarise ..... D16/101  
D809,188 S 1/2018 Li  
D821,479 S \* 6/2018 Cabral ..... D16/207  
2006/0188244 A1 8/2006 Kim et al.

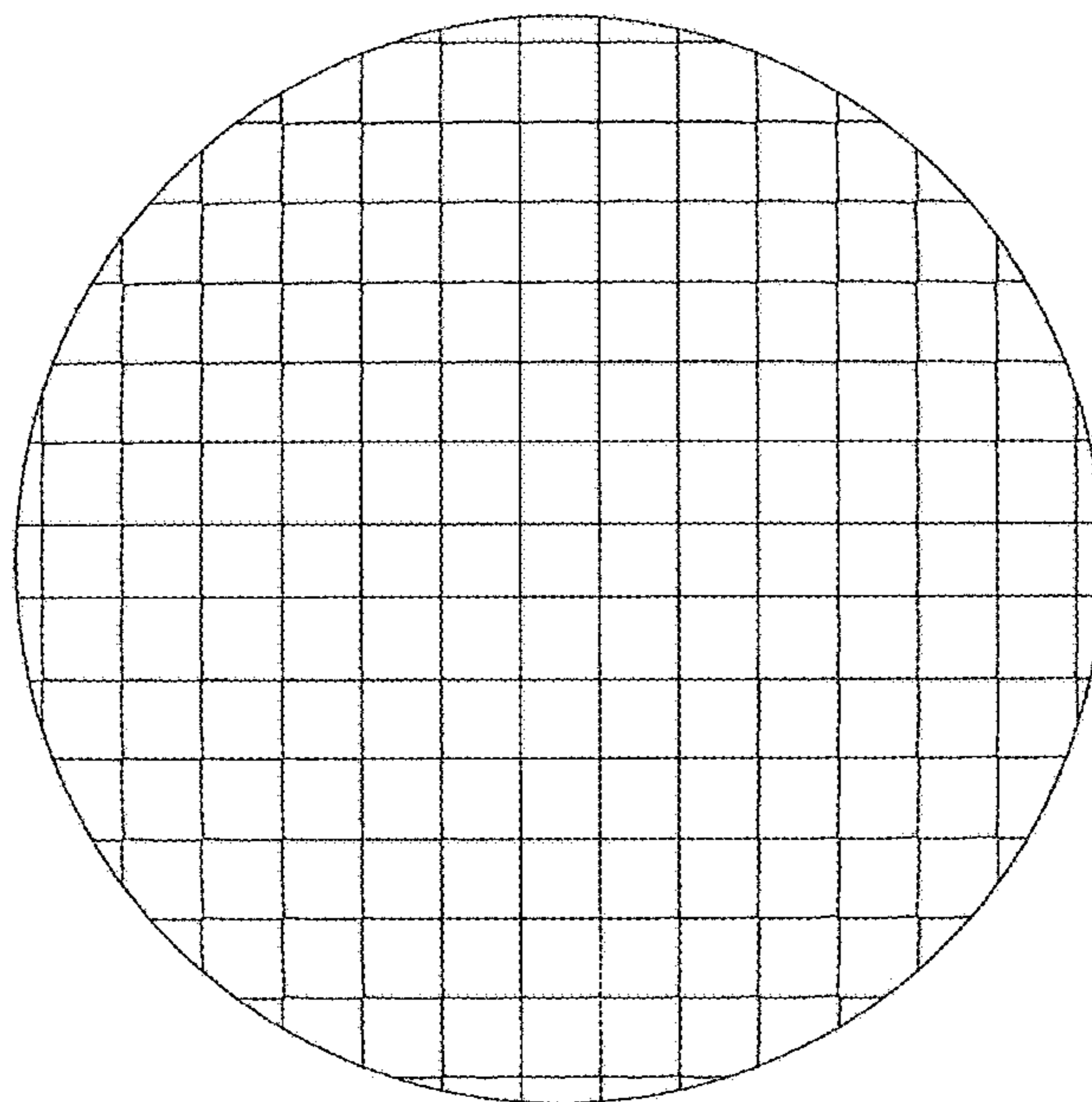
OTHER PUBLICATIONS

U.S. Appl. No. 29/624,240, filed Oct. 31, 2017, Sunao Okitsu et al.  
U.S. Appl. No. 29/624,247, filed Oct. 31, 2017, Sunao Okitsu et al.  
U.S. Appl. No. 29/624,255, filed Oct. 31, 2017, Sunao Okitsu et al.  
U.S. Appl. No. 29/624,265, filed Oct. 31, 2017, Sunao Okitsu et al.  
Office Action issued in co-pending U.S. Appl. No. 29/624,247 dated  
Aug. 10, 2018.  
Office Action issued in co-pending U.S. Appl. No. 29/624,265 dated  
Aug. 10, 2018.  
Office Action issued in co-pending U.S. Appl. No. 29/623,684 dated  
Feb. 25, 2019.  
Office Action issued in co-pending U.S. Appl. No. 29/624,247 dated  
Jan. 24, 2019.  
Office Action issued in co-pending U.S. Appl. No. 29/624,265 dated  
Jan. 25, 2019.

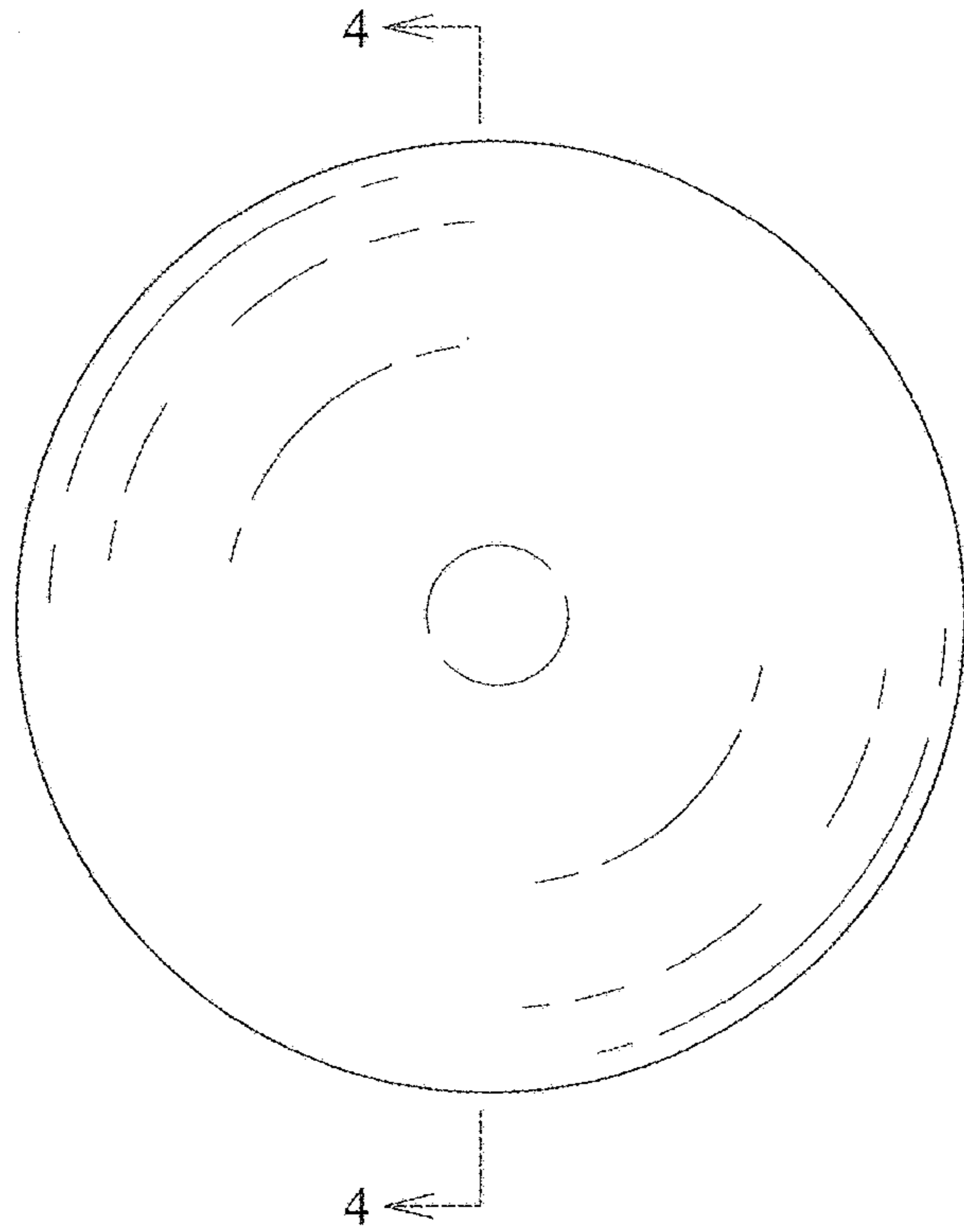
\* cited by examiner



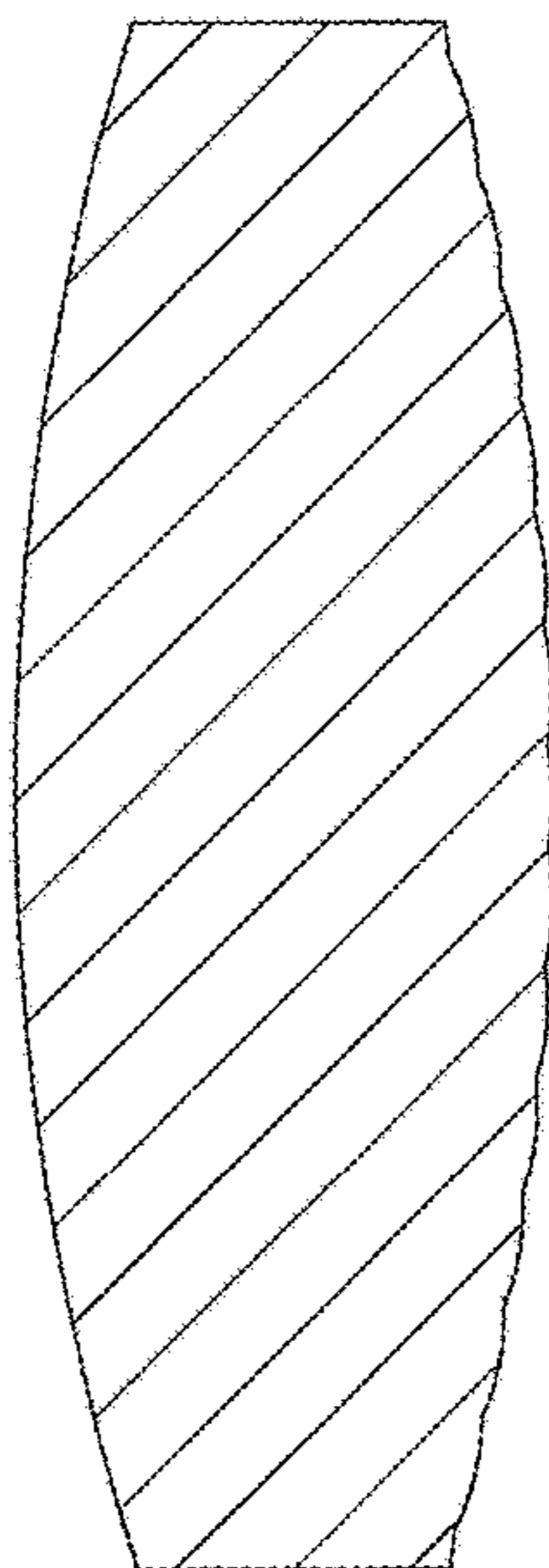
*Fig. 1*



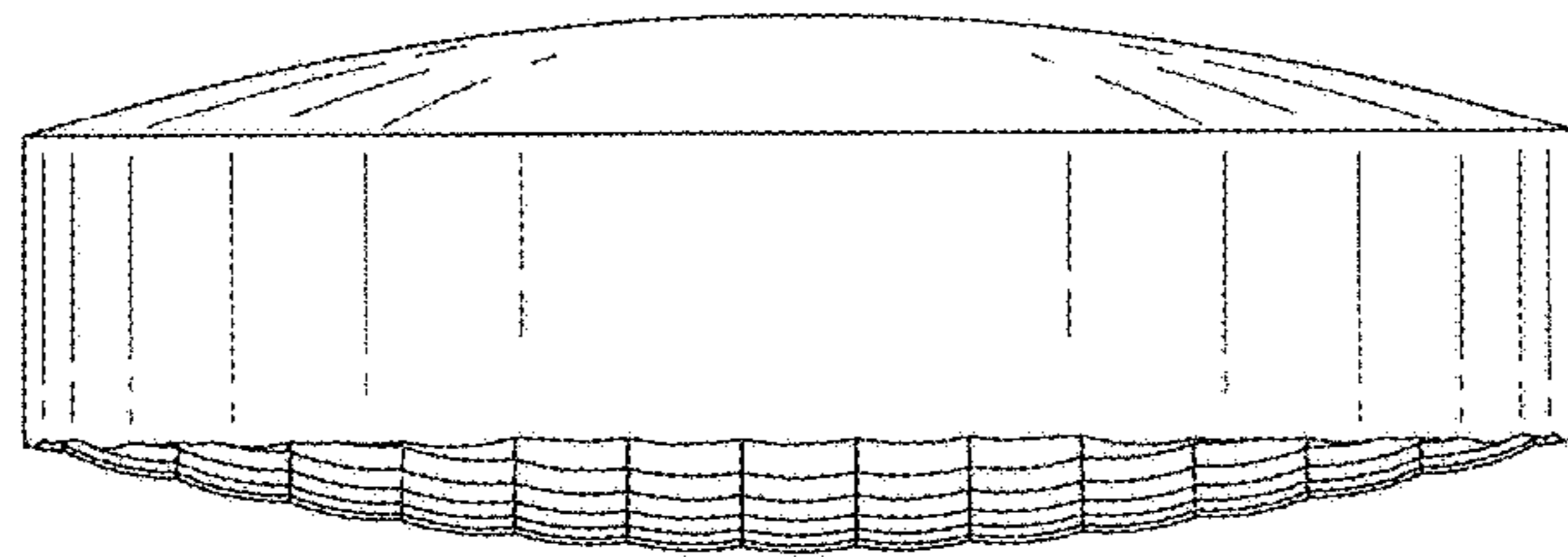
*Fig. 2*



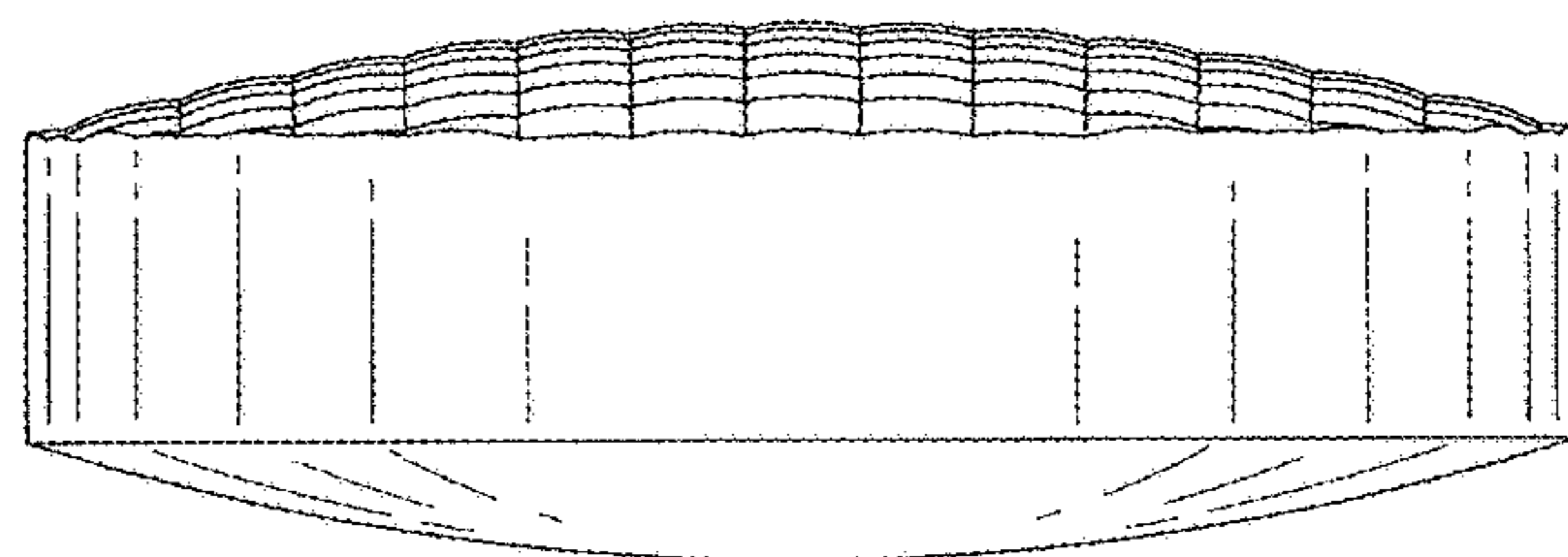
*Fig. 3*



*Fig. 4*

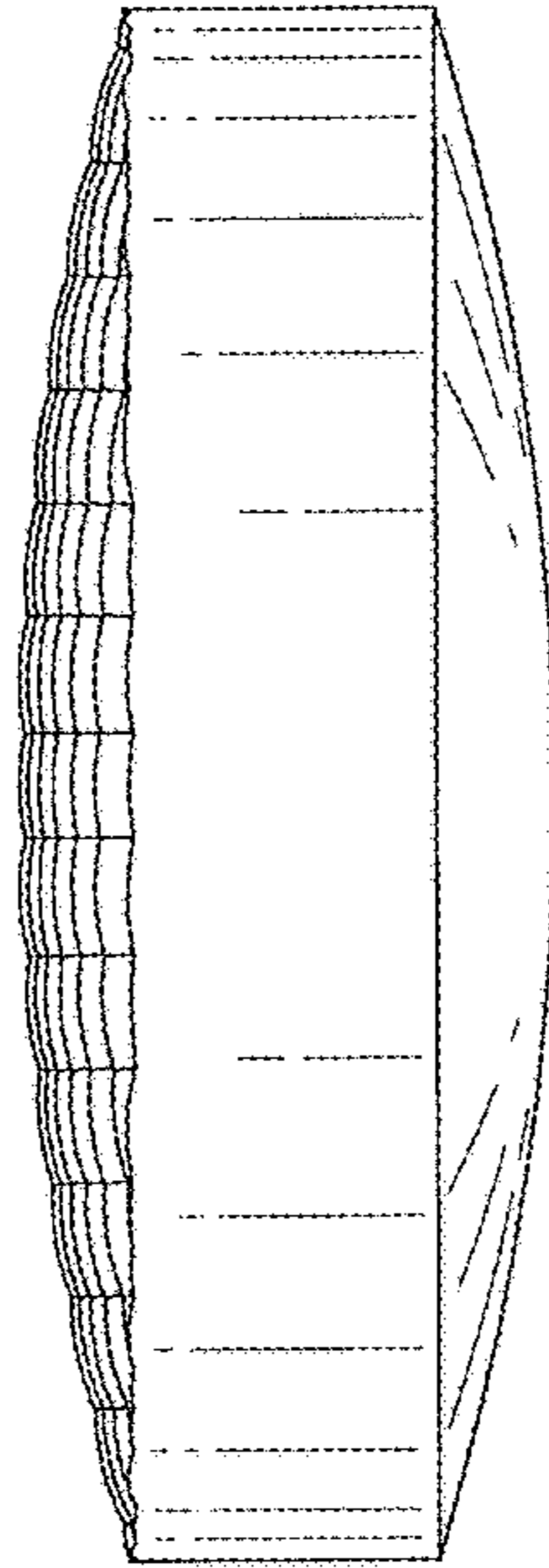


*Fig. 5*

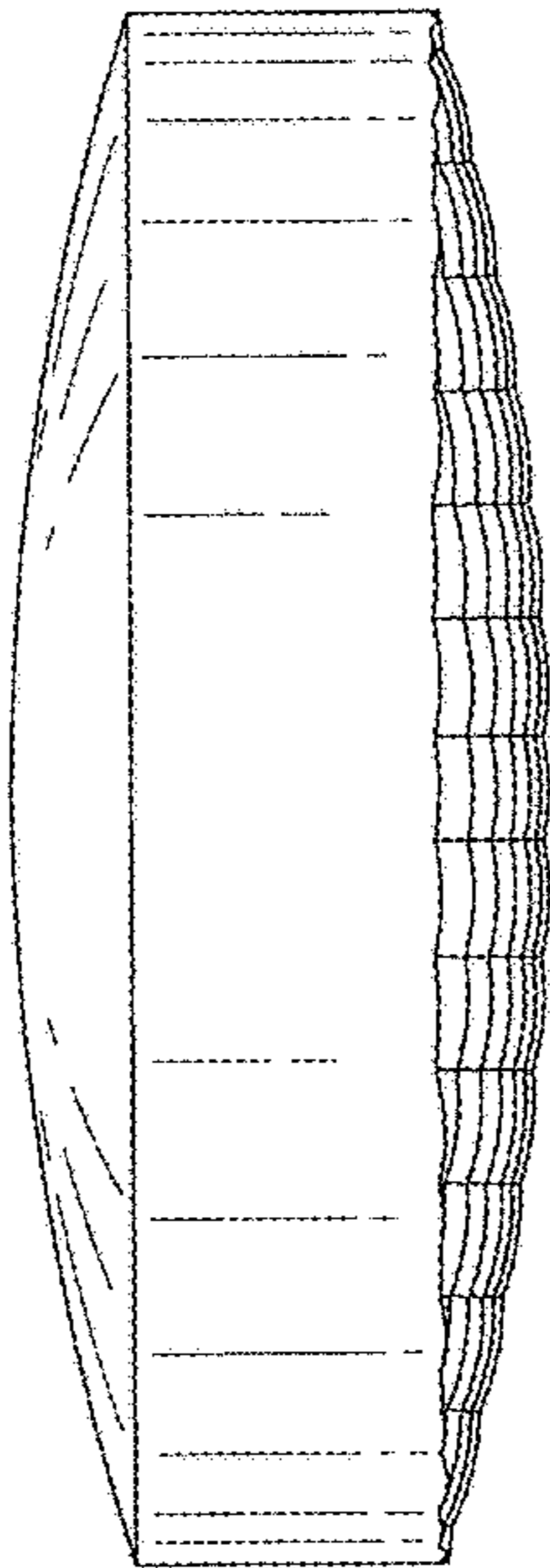


*Fig. 6*





*Fig. 7*



*Fig. 8*