



US00D863390S

(12) **United States Design Patent** (10) **Patent No.:** **US D863,390 S**
Riall et al. (45) **Date of Patent:** **** Oct. 15, 2019**

(54) **OPHTHALMIC LENS**

(56) **References Cited**

(71) Applicant: **Johnson & Johnson Vision Care, Inc.**,
Jacksonville, FL (US)

U.S. PATENT DOCUMENTS

(72) Inventors: **James Daniel Riall**, Saint Johns, FL
(US); **Frederick A. Flitsch**, New
Windsor, NY (US)

D211,757 S	7/1968	Urbach	
D266,696 S	10/1982	Crossley	
5,302,978 A	4/1994	Evans et al.	
6,030,078 A	2/2000	Ocampo	
D458,685 S	6/2002	Lumsden	
D462,442 S *	9/2002	Webb	D24/133
7,278,736 B2	10/2007	Ocampo et al.	
D585,990 S	2/2009	Melcher	
D614,303 S *	4/2010	Gausmann	D24/150
7,837,323 B2	11/2010	Ocampo	
D656,526 S	3/2012	Christie et al.	
D671,580 S *	11/2012	Fahy	D16/101
D681,086 S	4/2013	Christie et al.	

(73) Assignee: **Johnson & Johnson Vision Care, Inc.**,
Jacksonville, FL (US)

(**) Term: **15 Years**

(Continued)

(21) Appl. No.: **29/558,634**

Primary Examiner — Lakiya G Rogers
Assistant Examiner — Carissa C Fitts

(22) Filed: **Mar. 18, 2016**

Related U.S. Application Data

(57) **CLAIM**

(63) Continuation-in-part of application No. 29/455,262,
filed on May 17, 2013, now abandoned.

The ornamental design for an ophthalmic lens, as shown and
described.

(51) **LOC (12) Cl.** **16-06**

DESCRIPTION


(52) **U.S. Cl.**
USPC **D16/101**; D24/150

(58) **Field of Classification Search**
USPC D24/150, 172, 110.2; D16/100, 101,
D16/300-342; D29/109, 110; D21/483,
D21/659-661
CPC A61F 9/007; A61F 9/00709; A61F
2009/00885; A61F 2009/00887; A61F
2009/00889; A61F 9/00825; A61F
2009/00872; A61B 17/3211; G02C
2200/08; G02C 1/06; G02C 5/14; G02C
11/02; G02C 11/04; G02C 5/16; G02C
2200/22; G02C 5/146; G02C 5/2254;
G02C 5/008; G01C 5/16; A61M
2021/0044; A63B 33/002

FIG. 1 is a top plan view of the ophthalmic d-lens in
accordance with the present invention;
FIG. 2 is a bottom plan view of the ophthalmic lens of FIG.
1;
FIG. 3 is a left side view of the ophthalmic lens of FIG. 1;
FIG. 4 is a right side view of the ophthalmic lens of FIG. 1;
FIG. 5 is a front view of the ophthalmic lens of FIG. 1; and,
FIG. 6 is a back view of the ophthalmic lens of FIG. 1.
The broken lines immediately adjacent to shaded areas
represent the bounds of the claimed design while all other
broken lines are directed to portions of the ophthalmic lens
that are not claimed; the broken lines form no part of the
claimed design.

See application file for complete search history.

1 Claim, 6 Drawing Sheets






FIG. 1




FIG. 2




FIG. 3

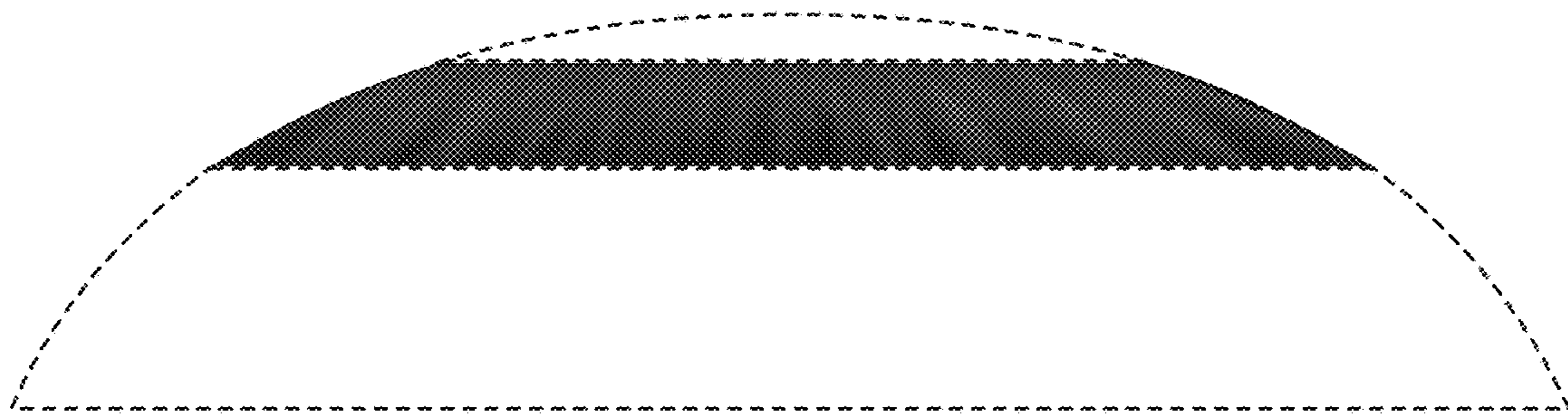


FIG. 4

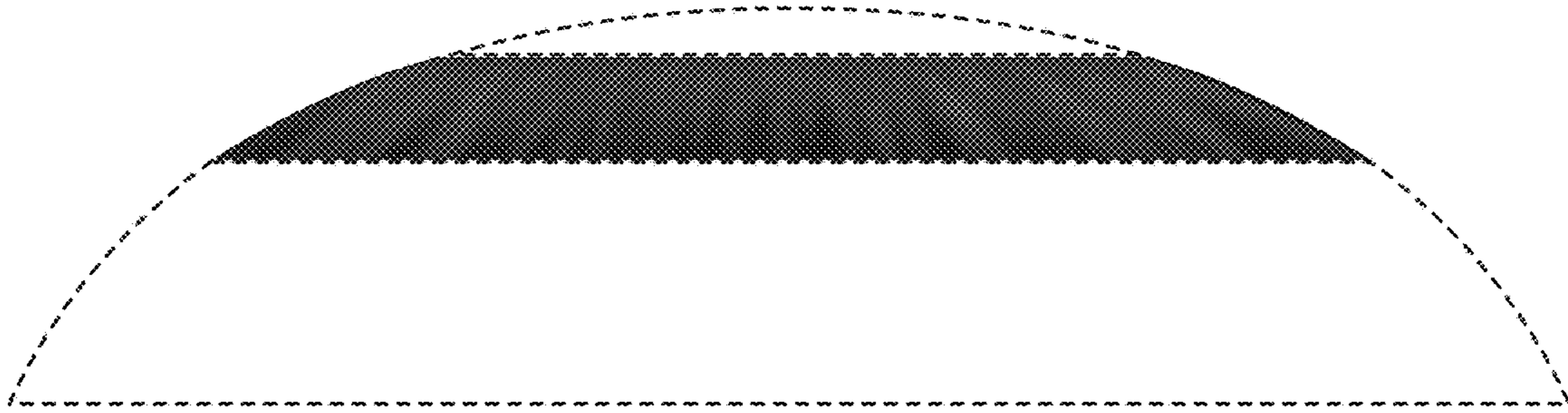


FIG. 5

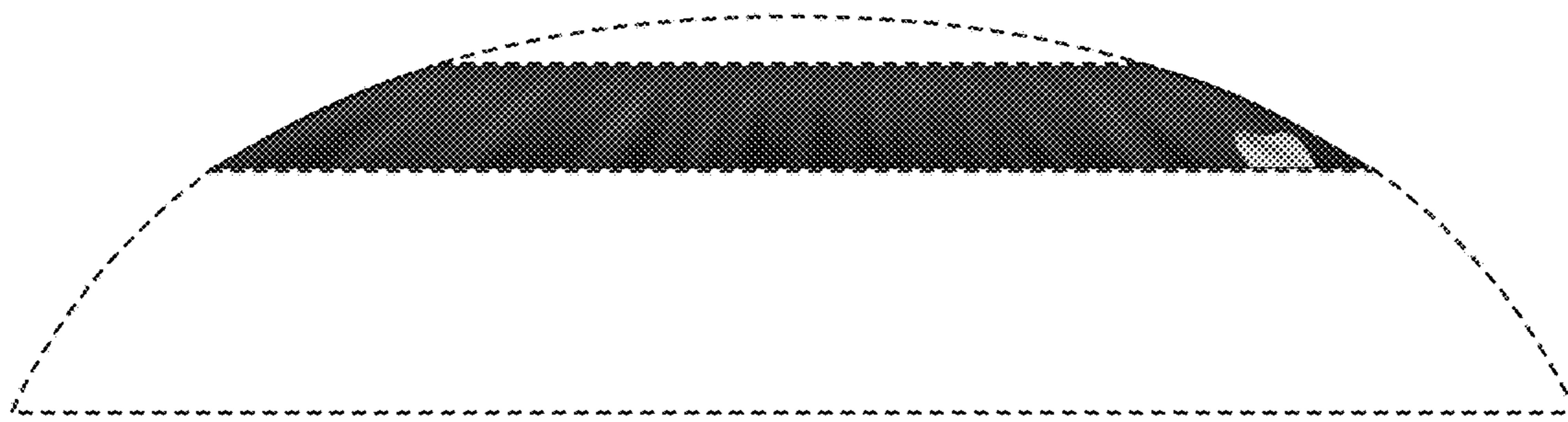


FIG. 6