

US00D863386S

(12) **United States Design Patent** (10) **Patent No.:** **US D863,386 S**
Swope et al. (45) **Date of Patent:** **** Oct. 15, 2019**

(54) **RIBBED CUTTING INSERT**
 (71) Applicant: **Kennametal Inc.**, Latrobe, PA (US)
 (72) Inventors: **Chad Swope**, Bedford, PA (US);
Brandon J. Kenno, Windber, PA (US)
 (73) Assignee: **KENNAMETAL INC.**, Latrobe, PA
 (US)
 (**) Term: **15 Years**
 (21) Appl. No.: **29/650,420**

5,054,217 A 10/1991 Nilsson et al.
 5,131,725 A 7/1992 Rowlett et al.
 5,219,209 A 6/1993 Prizzi et al.
 D347,232 S 5/1994 Massa et al.
 5,324,098 A 6/1994 Massa et al.
 5,484,191 A 1/1996 Sollami
 D387,072 S 12/1997 Ojanen
 6,019,434 A 2/2000 Emmerich
 6,096,035 A 8/2000 Sodhi et al.
 6,196,636 B1 3/2001 Mills et al.
 6,199,956 B1 3/2001 Kammerer
 6,341,823 B1 1/2002 Sollami
 6,354,771 B1 3/2002 Bauschulte et al.
 6,478,383 B1 11/2002 Ojanen et al.

(Continued)

(22) Filed: **Jun. 6, 2018**
 (51) **LOC (12) Cl.** **15-09**
 (52) **U.S. Cl.**
 USPC **D15/139; D8/70**
 (58) **Field of Classification Search**
 USPC D8/20, 23, 25, 41, 47, 54, 55, 58, 61-71,
 D8/86, 98, 99, 352, 366, 376, 387, 397;
 D15/19, 21, 29, 121, 130, 131-133,
 D15/138-140; D7/372, 376, 378, 381,
 D7/383, 384, 385, 394, 693
 CPC B25D 3/00; B25D 17/02; B25D 2250/111;
 B25D 2211/003; B25D 16/00
 See application file for complete search history.

FOREIGN PATENT DOCUMENTS

DE 2846744 A1 4/1980
 DE 3510072 A1 9/1986

(Continued)

Primary Examiner — Garth Rademaker
Assistant Examiner — Fritzgerald L Butac
 (74) *Attorney, Agent, or Firm* — Larry R. Meenan

(57) **CLAIM**

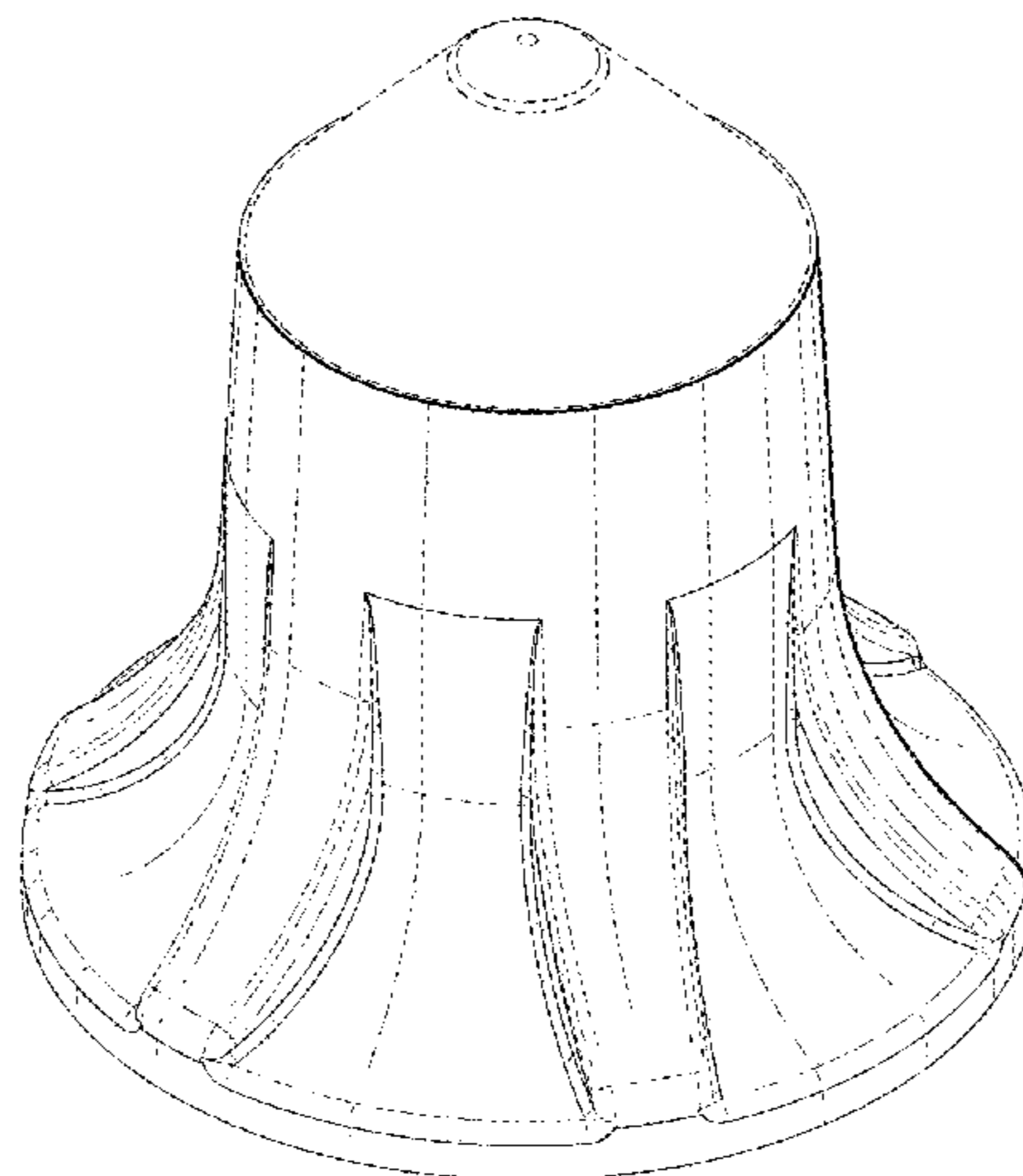
The ornamental design for a ribbed cutting insert, as shown and described.

DESCRIPTION

FIG. 1 is an isometric view of a ribbed cutting insert showing the new design;
 FIG. 2 is a front view thereof;
 FIG. 3 is a rear view thereof;
 FIG. 4 is a left side view thereof;
 FIG. 5 is a right side view thereof;
 FIG. 6 is a top view thereof; and,
 FIG. 7 is a bottom view thereof.
 The broken lines show portions of a ribbed cutting insert that form no part of the claimed design.

1 Claim, 7 Drawing Sheets

(56) **References Cited**
 U.S. PATENT DOCUMENTS
 3,356,418 A 12/1967 Healy et al.
 3,830,546 A 8/1974 Kniff
 4,453,775 A 6/1984 Clemmow
 4,497,520 A 2/1985 Ojanen
 4,664,450 A 5/1987 Radford
 4,725,099 A 2/1988 Penkunas et al.
 4,729,603 A 3/1988 Elfgen
 4,911,503 A 3/1990 Stiffler et al.
 4,911,504 A 3/1990 Stiffler et al.
 4,938,538 A 7/1990 Larsson et al.
 4,981,328 A 1/1991 Stiffler et al.



(56)

References Cited

U.S. PATENT DOCUMENTS

6,554,369 B2 4/2003 Sollami
D477,005 S * 7/2003 Arvidsson D15/139
D497,371 S * 10/2004 Waggle D15/139
6,986,552 B1 1/2006 Sollami
7,306,412 B2 12/2007 Masuyama
7,360,845 B2 4/2008 Ojanen
D572,735 S 7/2008 Kammerer
7,413,257 B2 8/2008 Ojanen
D603,433 S * 11/2009 Zastrozynski D15/139
7,648,314 B2 1/2010 Weaver
D635,598 S * 4/2011 Widin D15/139
D637,213 S 5/2011 Kammerer
D638,452 S * 5/2011 Morrison D15/139
D640,716 S * 6/2011 Takahashi D15/139
8,079,648 B2 12/2011 Swope et al.
D658,218 S * 4/2012 Morrison D15/139
D709,540 S * 7/2014 Jung D15/139
D710,409 S * 8/2014 Morrison D15/139
D710,917 S * 8/2014 Jung D15/139
D713,433 S * 9/2014 Morrison D15/139
D714,849 S * 10/2014 Choi D15/139
D718,357 S * 11/2014 Park D15/139
D735,255 S 7/2015 Sickinger et al.
D735,786 S 8/2015 Sallander
D738,411 S * 9/2015 Kim D15/139
D738,412 S * 9/2015 Choi D15/139
D742,948 S 11/2015 Kenno et al.
D742,949 S 11/2015 Kenno et al.
D744,557 S * 12/2015 Koike D15/139
D746,347 S * 12/2015 Jung D15/139
9,353,500 B1 5/2016 Andreski
D760,308 S * 6/2016 Krishnegowda D15/139
9,429,015 B2 8/2016 Fader et al.
9,458,607 B2 10/2016 Swope et al.
D772,315 S 11/2016 Friederichs
D772,318 S * 11/2016 Nam D15/139
D772,963 S * 11/2016 Nam D15/139
D777,230 S * 1/2017 Fang D15/139

D778,330 S * 2/2017 Fang D15/139
D782,550 S * 3/2017 Jeong D15/139
9,623,495 B2 * 4/2017 Hoffer B23C 5/207
D786,952 S * 5/2017 Jeong D15/139
D794,103 S * 8/2017 Jeong D15/139
D798,921 S * 10/2017 Frota de Souza Filho .. D15/139
D798,922 S * 10/2017 Frota de Souza Filho .. D15/139
9,776,258 B2 * 10/2017 Brunetto B23C 5/207
D805,564 S * 12/2017 Lee D15/139
D807,935 S * 1/2018 Dudzinsky B23C 5/2221
D815,164 S * 4/2018 Schleicher D15/139
D816,134 S * 4/2018 Mura D15/139
D816,744 S * 5/2018 Lee D15/139
D818,016 S * 5/2018 Yoshida D15/139
D818,507 S * 5/2018 Swope D15/139
10,005,131 B2 * 6/2018 Muthuswamy B23B 27/145
D822,080 S * 7/2018 Oh D15/139
D822,731 S * 7/2018 Yoshida D15/139
D828,414 S * 9/2018 Takahashi D15/139
D831,459 S * 10/2018 Cartwright D8/70
D832,319 S * 10/2018 Muthuswamy D15/139
D835,167 S * 12/2018 Sakai D15/139
D839,936 S * 2/2019 Weber D15/139
D845,360 S * 4/2019 Kobayashi D15/139
D845,361 S * 4/2019 Komiyama D15/139
D847,883 S * 5/2019 Kobayashi D15/139
2010/0018776 A1 1/2010 Keller et al.
2010/0320003 A1 12/2010 Sollami et al.
2012/0167420 A1 7/2012 Fader et al.

FOREIGN PATENT DOCUMENTS

EP 1956186 A2 8/2008
SU 519538 T 6/1976
SU 751991 T 7/1980
SU 825924 A1 4/1981
SU 899916 A1 1/1982
WO 9613968 A2 5/1996
WO 2009003233 A1 1/2009

* cited by examiner

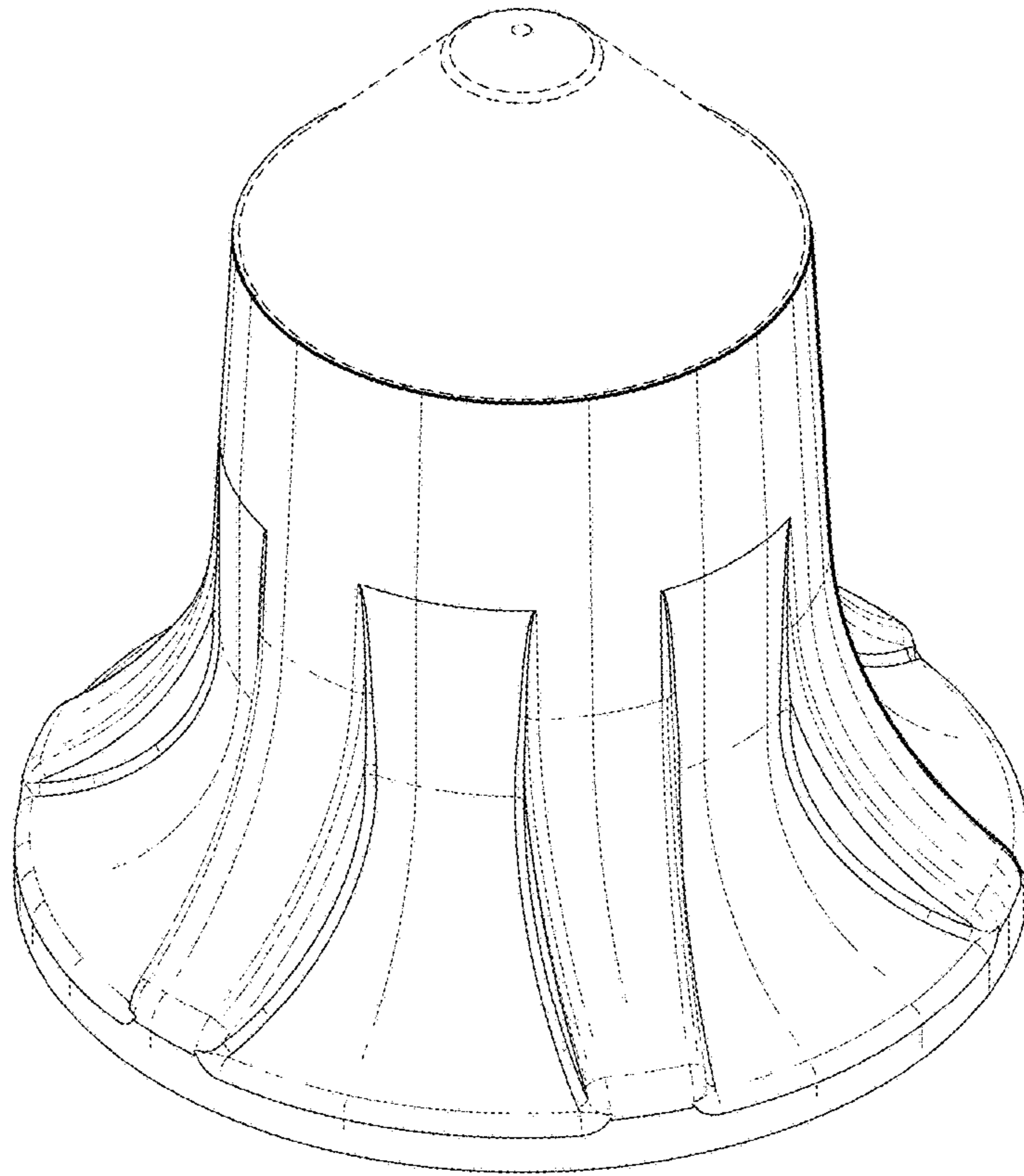


FIG. 1

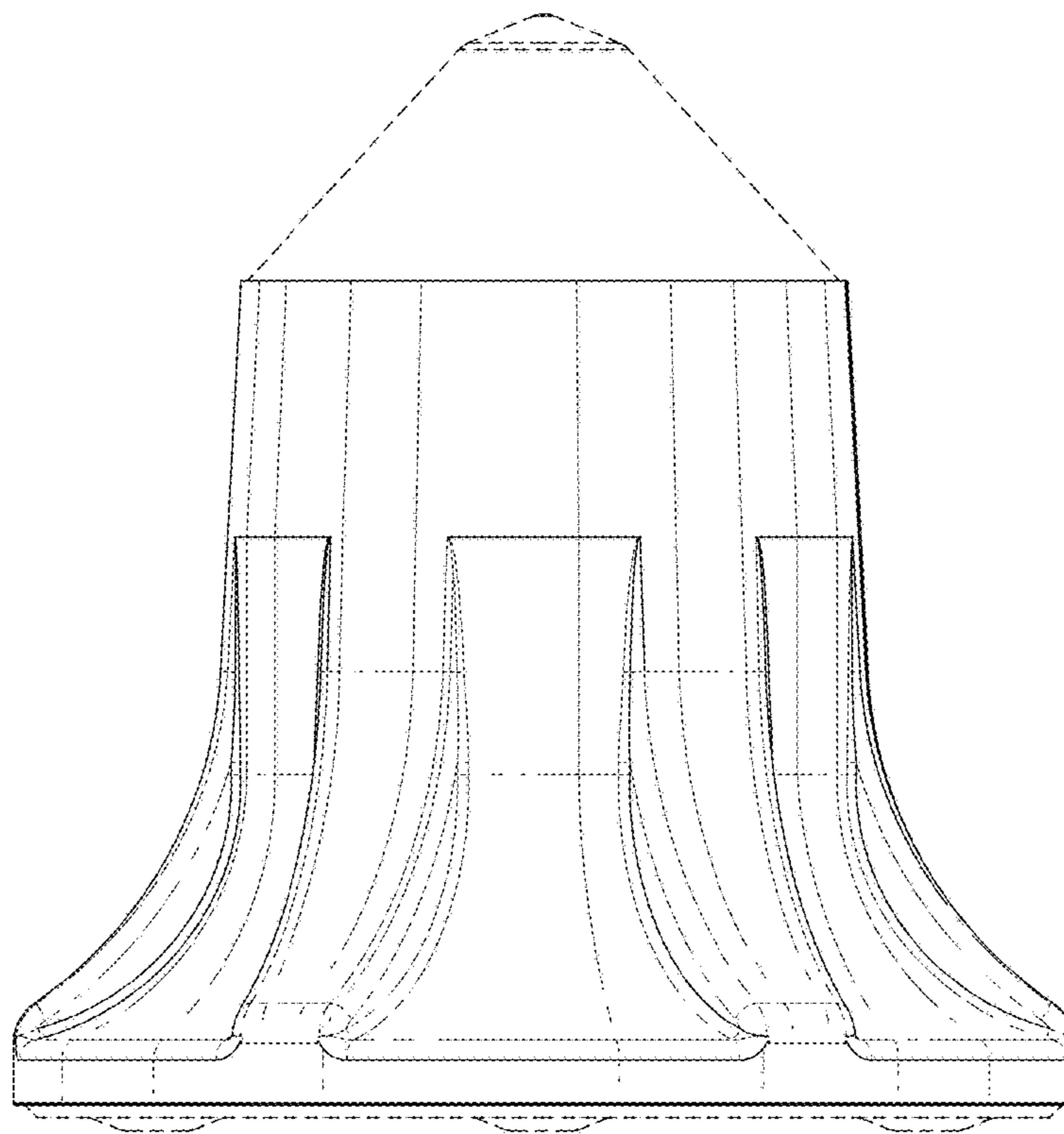


FIG. 2

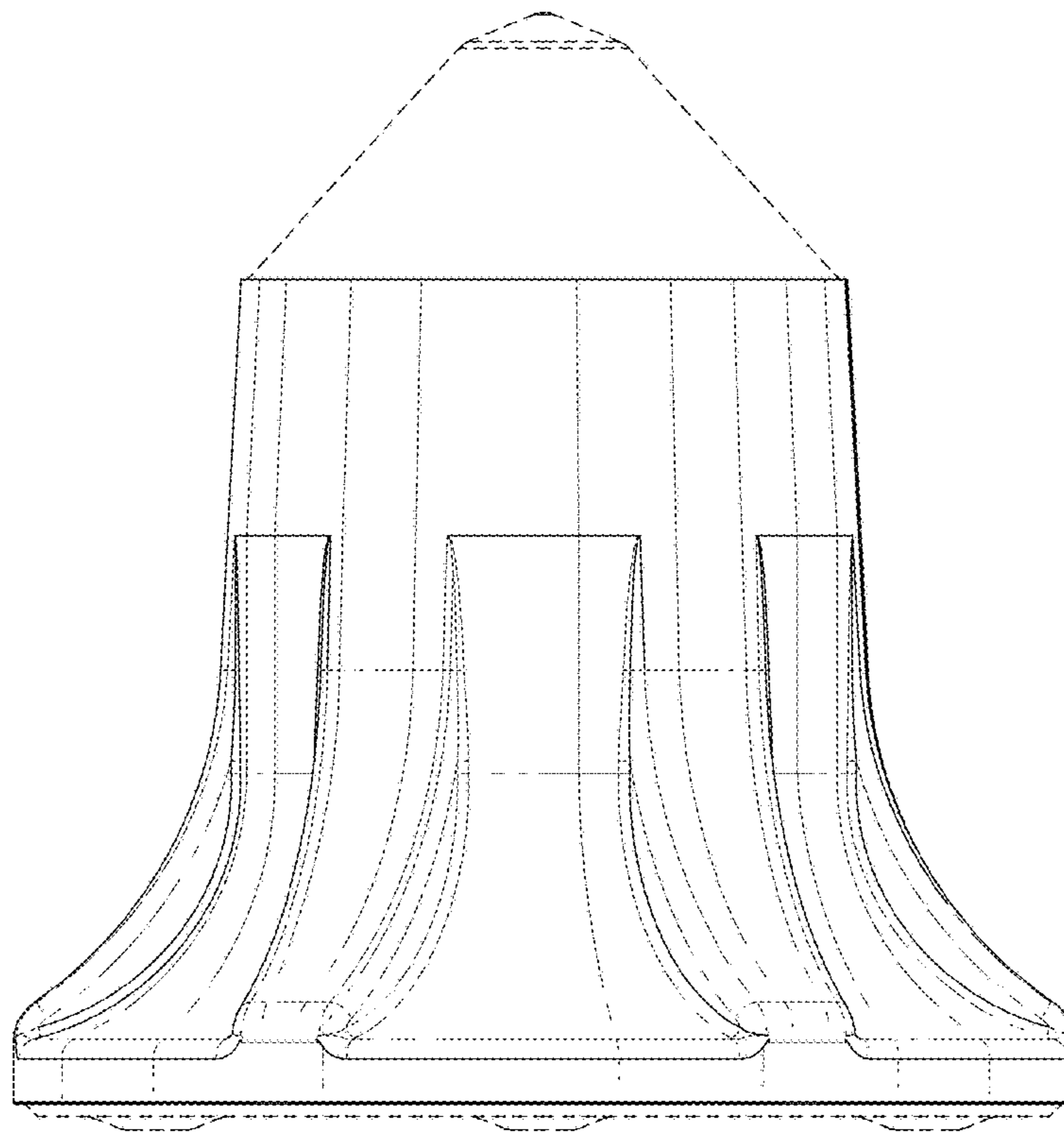


FIG. 3

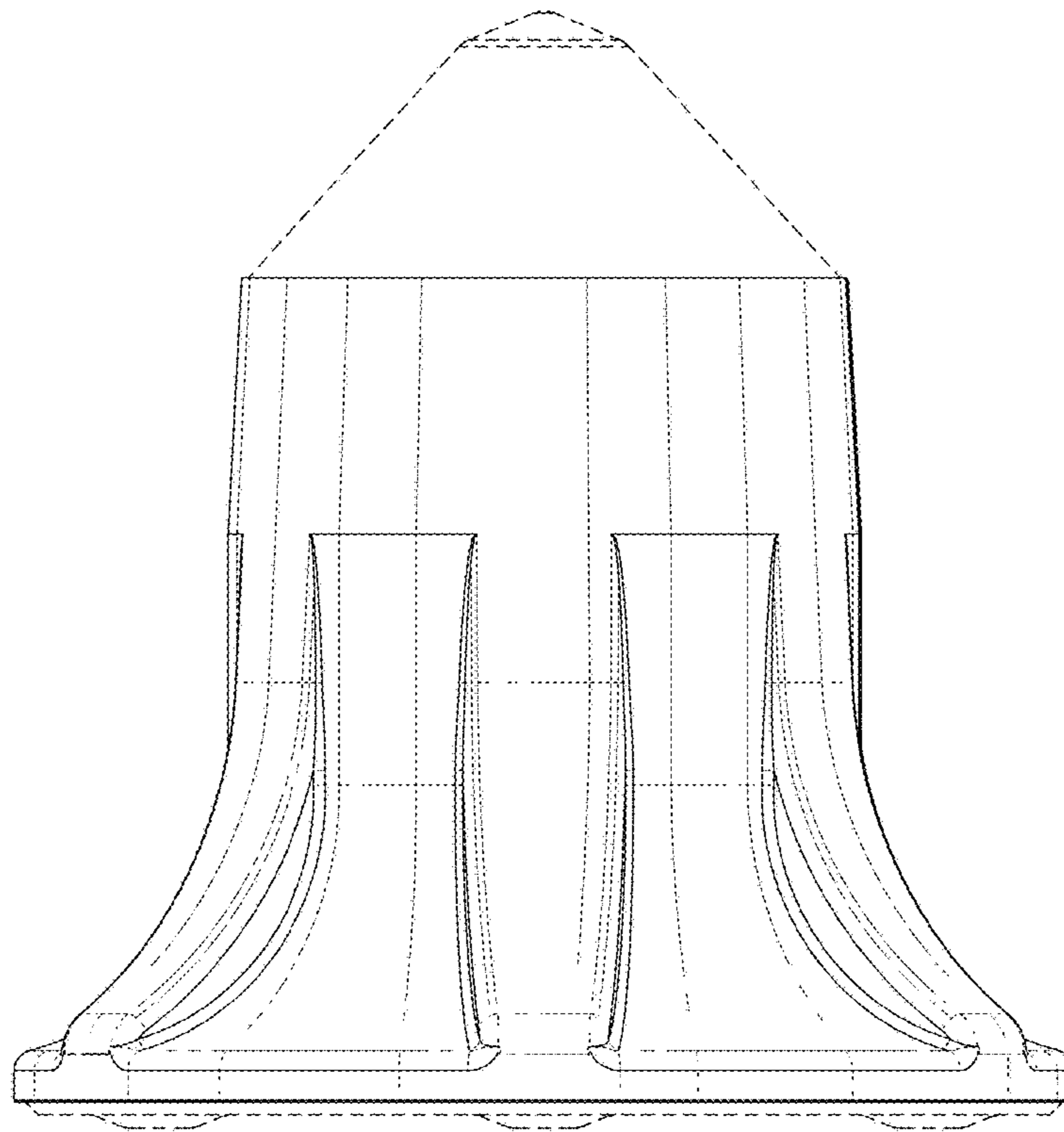


FIG. 4

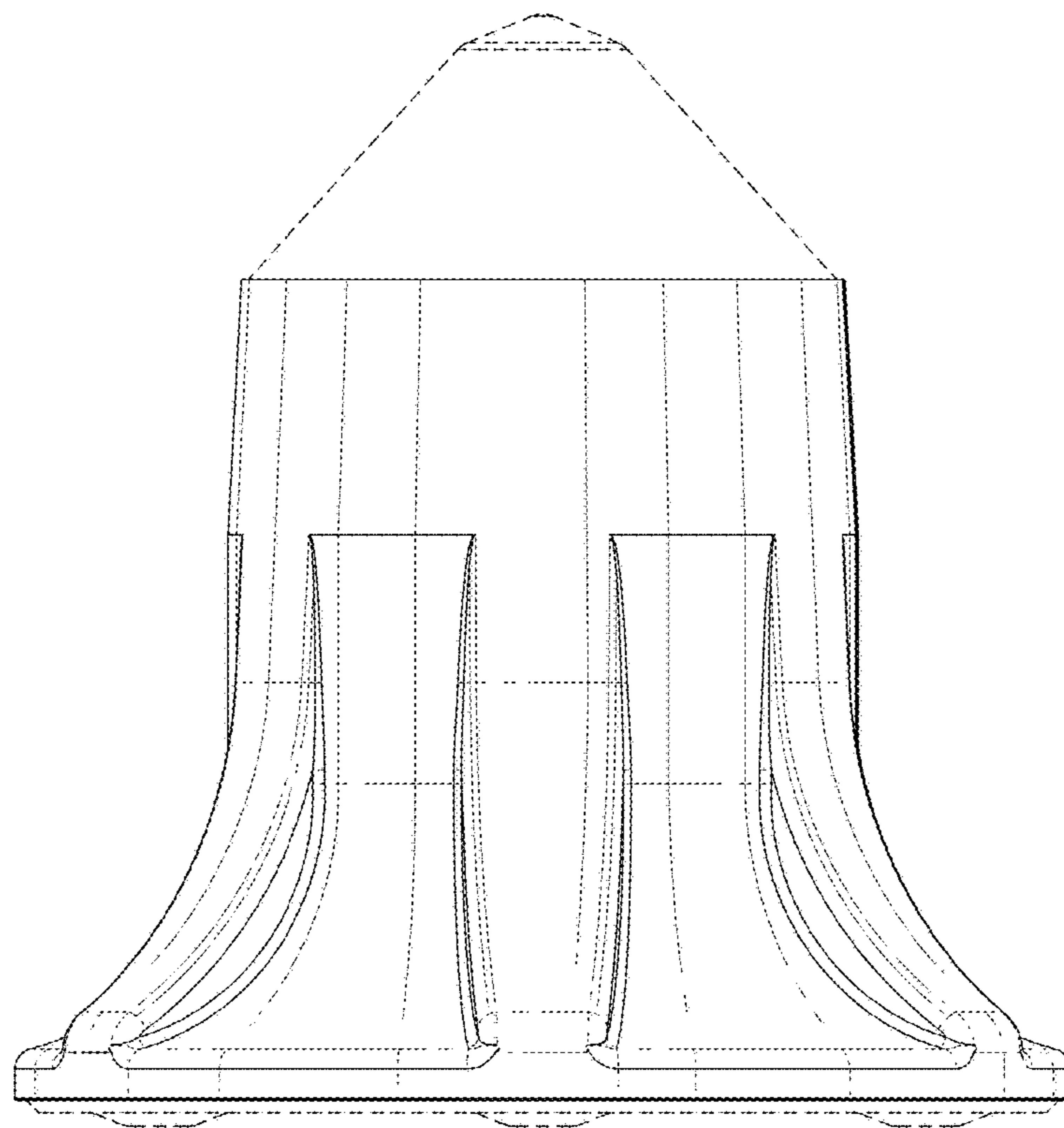


FIG. 5

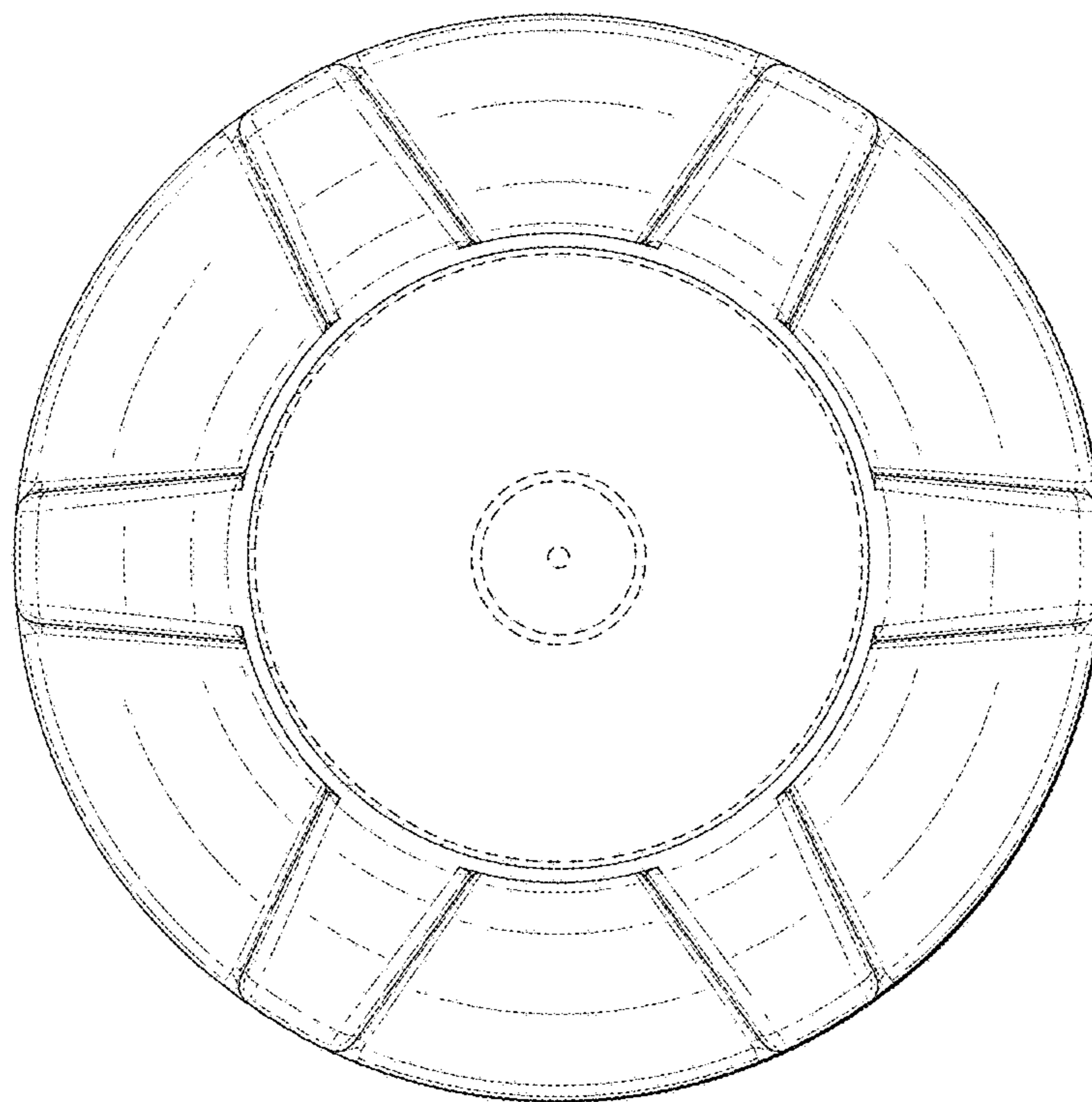


FIG. 6

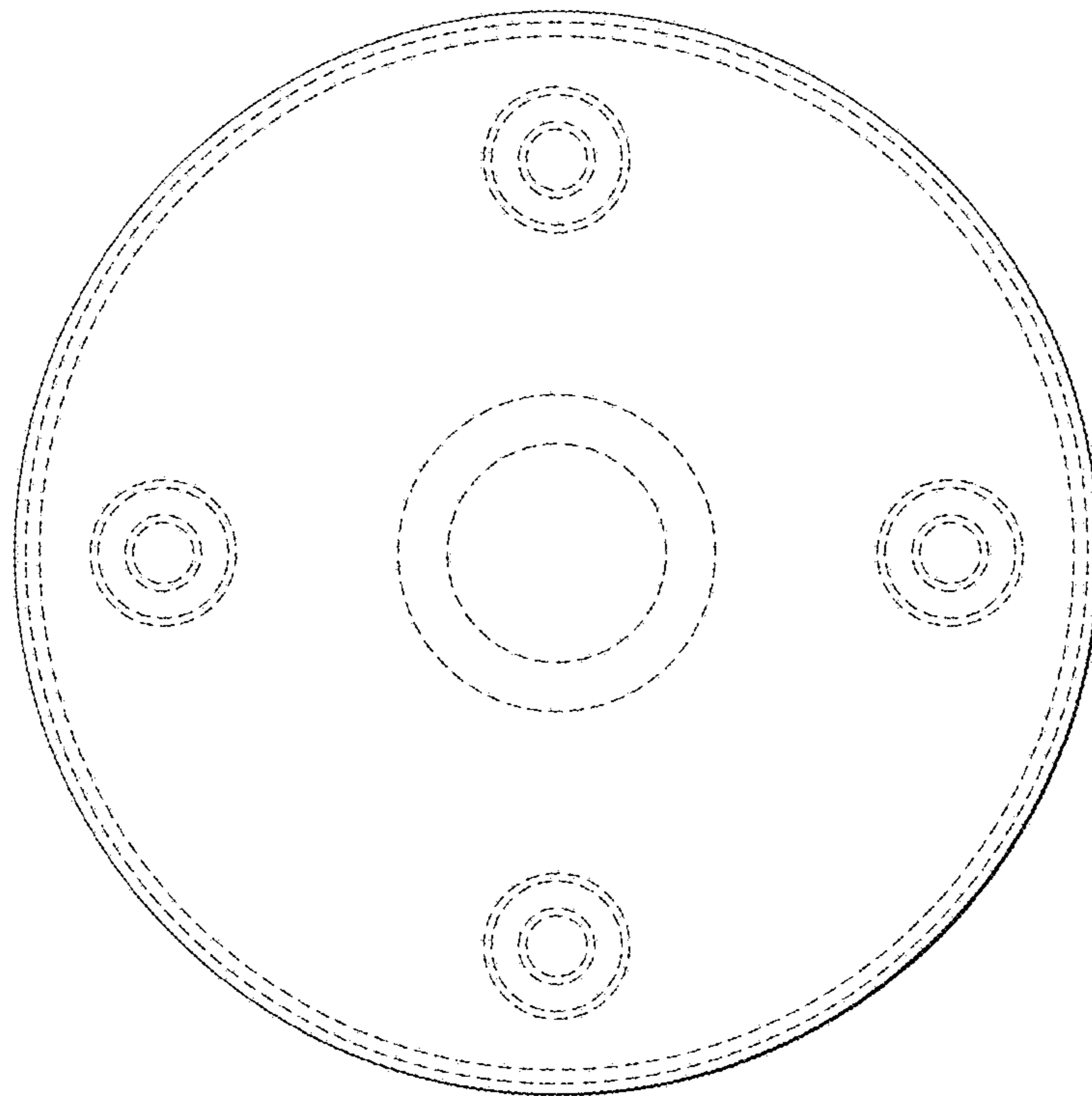


FIG. 7