



US00D863335S

(12) **United States Design Patent**
Hardy et al.

(10) **Patent No.:** **US D863,335 S**

(45) **Date of Patent:** **** Oct. 15, 2019**

(54) **DISPLAY SCREEN OR PORTION THEREOF WITH A GRAPHICAL USER INTERFACE**

(71) Applicant: **CANVA PTY LTD.**, Surry Hills (AU)

(72) Inventors: **Matthew Hardy**, Surry Hills (AU);
Cameron Adams, Rozelle (AU);
Melanie Perkins, Surry Hills (AU)

(73) Assignee: **CANVA PTY LTD.**, Sidney (AU)

(**) Term: **15 Years**

(21) Appl. No.: **29/647,436**

(22) Filed: **May 12, 2018**

(51) **LOC (12) Cl.** **14-04**

(52) **U.S. Cl.**
USPC **D14/486**

(58) **Field of Classification Search**
USPC D14/485, 486, 487, 488
CPC G06F 3/048; G06F 3/0481; G06F 3/04812;
G06F 3/04817; G06F 3/0482; G06F
3/0484; G06F 3/0485; G06F 3/0487;
G06F 3/0488; G06F 3/04883; G06F
3/04886; G06F 3/0489

See application file for complete search history.

(56) **References Cited**

U.S. PATENT DOCUMENTS

8,009,179	B2 *	8/2011	Araki	G06F 3/048 345/660
D692,448	S *	10/2013	Jung	D14/486
8,732,611	B2 *	5/2014	Bull	G06F 3/048 715/810
D744,496	S *	12/2015	Seo	D14/485
D744,519	S *	12/2015	Tursi	D14/487
D768,665	S *	10/2016	Russell	D14/486
D803,871	S *	11/2017	Kim	D14/488
D806,736	S *	1/2018	Chung	D14/486

D812,636	S *	3/2018	Lim	D14/486
9,910,557	B2 *	3/2018	Smith	G06F 3/04812
D816,091	S *	4/2018	Gaur	D14/485
D816,687	S *	5/2018	Spitzer-Cohn	D14/485
D820,291	S *	6/2018	Russell	D14/486
D822,045	S *	7/2018	Kinoshita	D14/486
D824,408	S *	7/2018	Harvey	D14/486
D824,937	S *	8/2018	Sparandara	G06F 19/00 D14/486
D824,942	S *	8/2018	Cooperman	D14/486
D826,253	S *	8/2018	Suter	D14/486
D826,972	S *	8/2018	Madhavan	D14/486
D828,374	S *	9/2018	Kolbenheyer	D14/486
D828,378	S *	9/2018	Shinohara	D14/486
D829,234	S *	9/2018	Yuguchi	D14/486
D829,237	S *	9/2018	Lewis	D14/486
D831,690	S *	10/2018	Lewis	D14/486
2008/0005692	A1 *	1/2008	Hoblit	G06F 3/048 715/781

(Continued)

Primary Examiner — Melanie H Tung

(74) *Attorney, Agent, or Firm* — Toler Law Group, PC

(57) **CLAIM**

The ornamental design for a display screen or portion thereof with a graphical user interface, as shown and described.

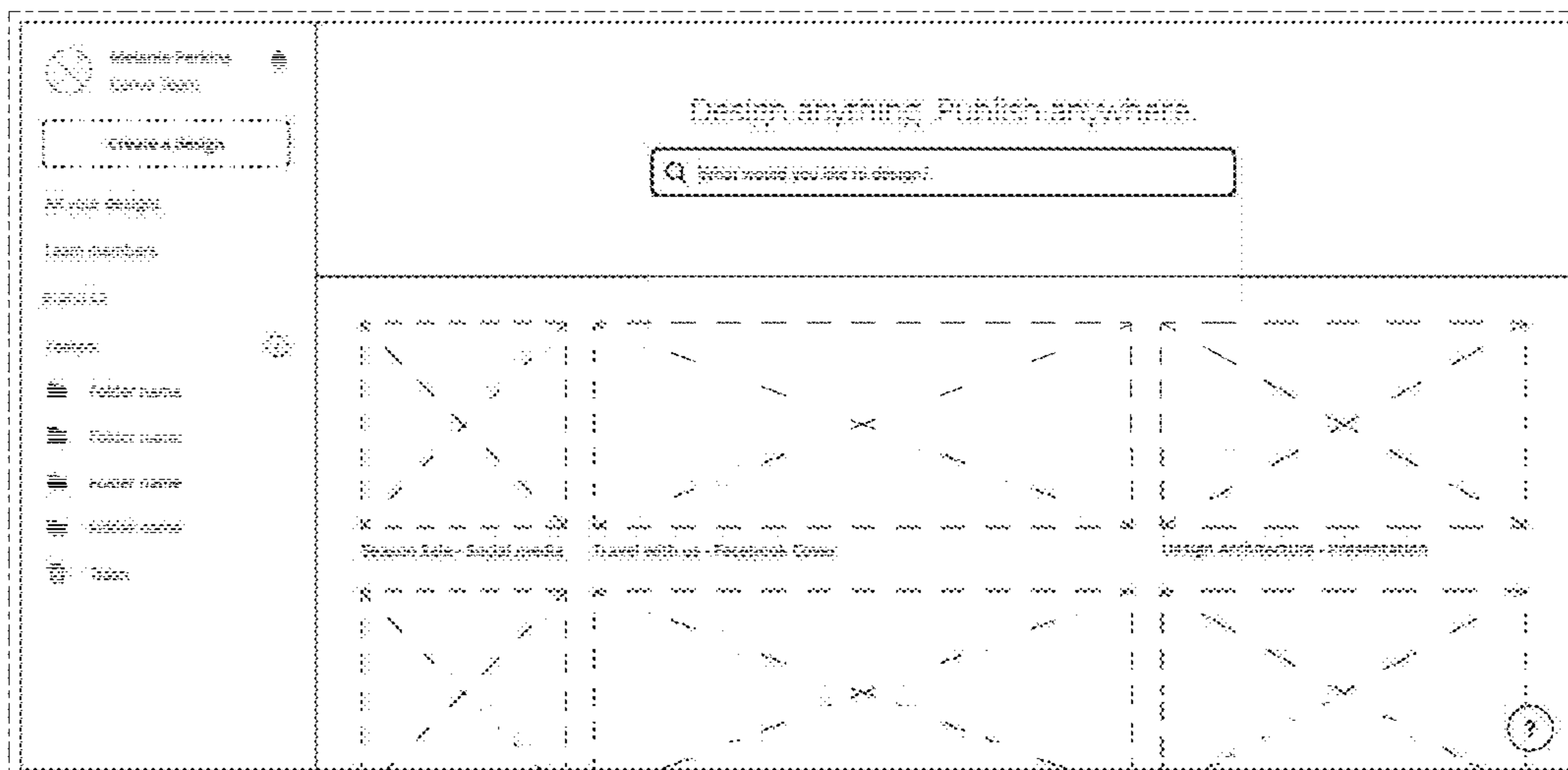
DESCRIPTION

FIG. 1 is a front view of a display screen or portion thereof with a graphical user interface in accordance with a first embodiment; and,

FIG. 2 is a front view of a display screen or portion thereof with a graphical user interface in accordance with a second embodiment.

The outermost broken lines illustrate a display screen or portion thereof and form no part of the claimed design. The remaining broken lines, illustrating portions of the graphical user interface, form no part of the claimed design.

1 Claim, 2 Drawing Sheets



(56)

References Cited

U.S. PATENT DOCUMENTS

2015/0302889 A1* 10/2015 Chung G11B 27/034
715/723
2016/0011725 A1* 1/2016 D'Argenio G06F 3/04883
715/825
2017/0148200 A1* 5/2017 Shoulson G06T 13/40
2018/0067631 A1* 3/2018 Thiercelin G06F 3/04845

* cited by examiner

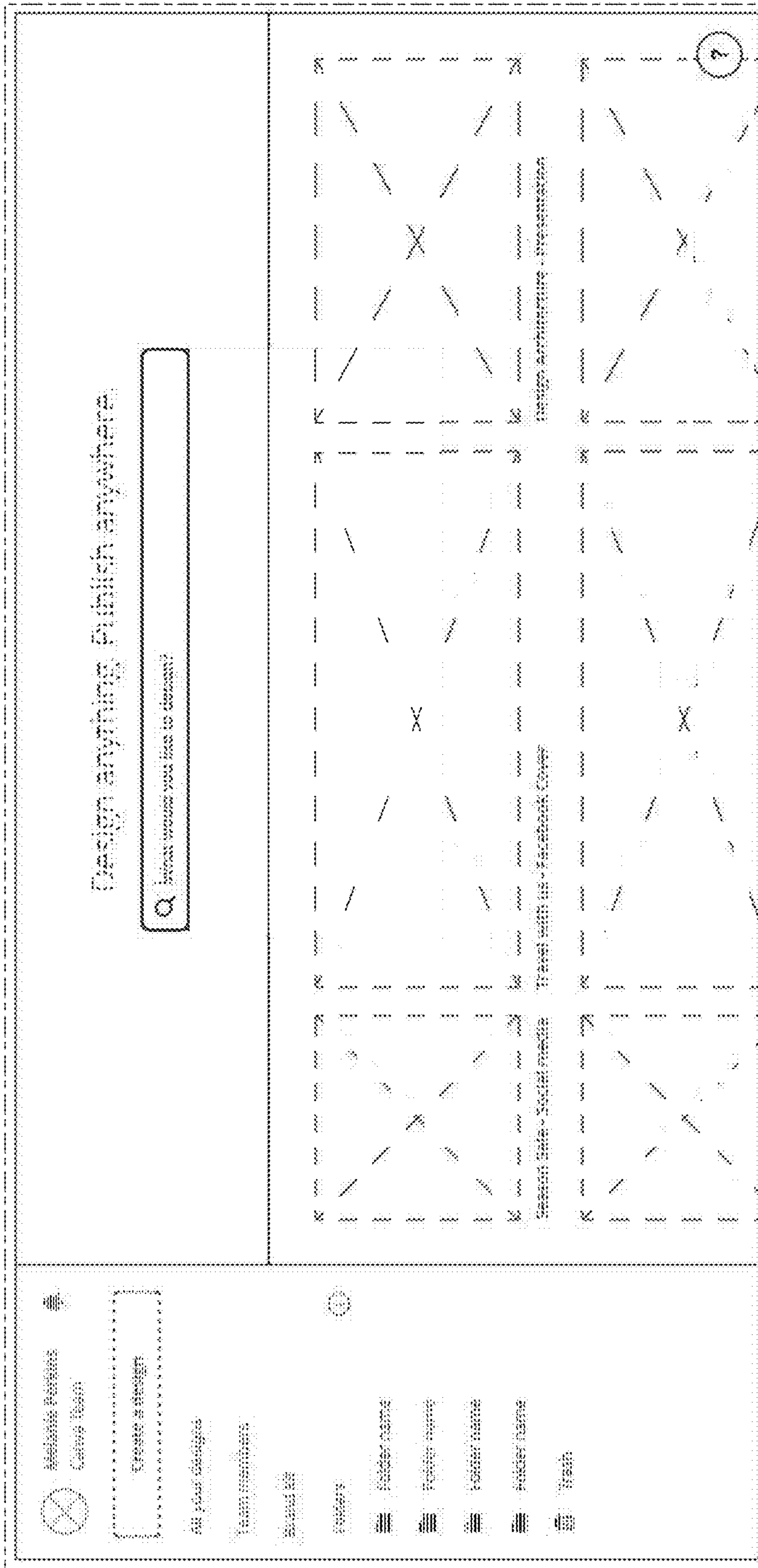


FIG. 1

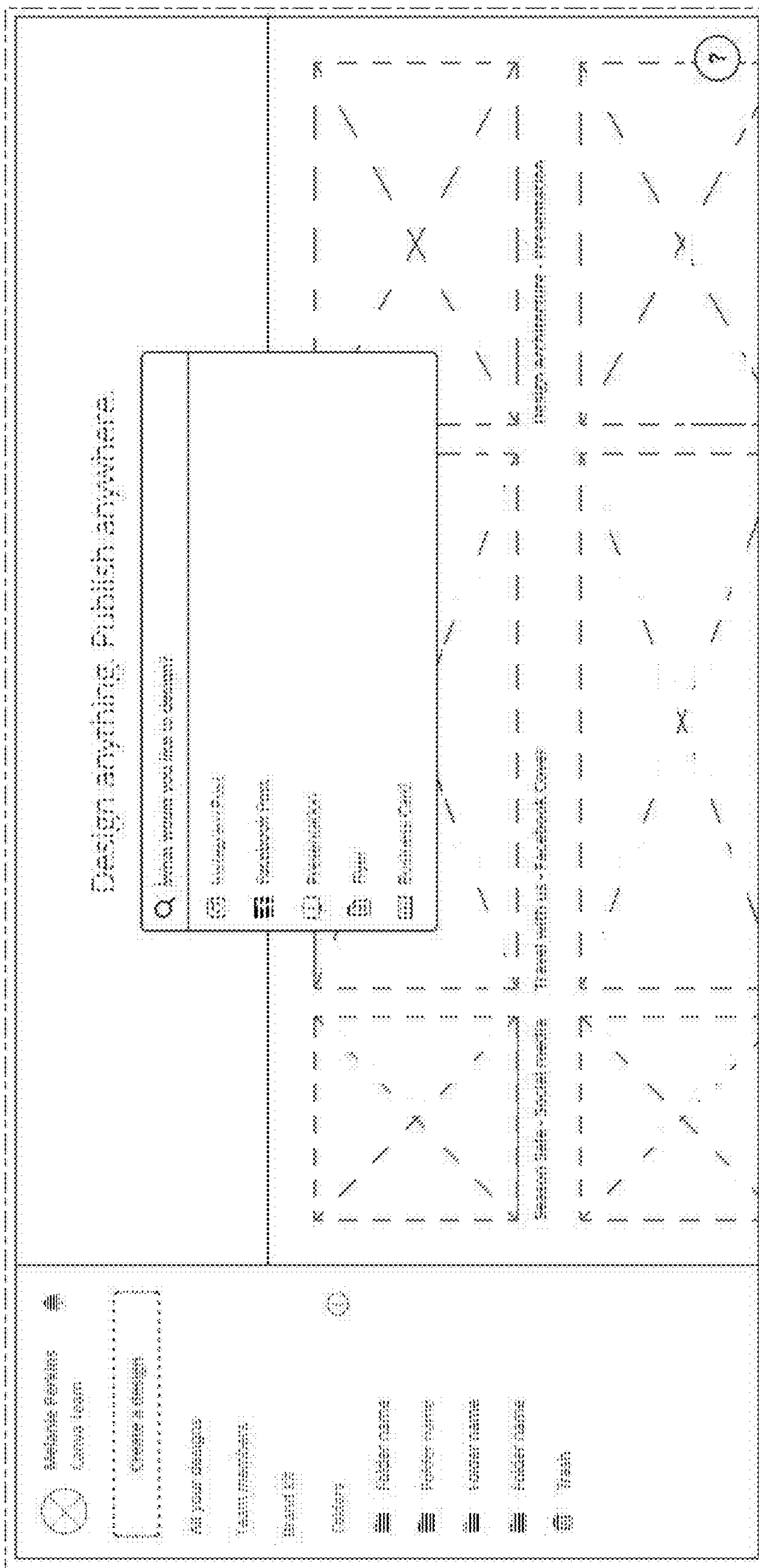


FIG. 2