



US00D863312S

(12) **United States Design Patent** (10) **Patent No.:** **US D863,312 S**
Liu (45) **Date of Patent:** **** Oct. 15, 2019**

(54) **TABLET COMPUTER CASE COMPRISED OF AN EXTERIOR COVER AND DETACHABLE CASE**

Primary Examiner — Cynthia R Underwood
(74) *Attorney, Agent, or Firm* — Amin, Turocy & Watson, LLP

(71) Applicant: **GoDirectInc.com, Inc.**, Chino, CA (US)

(57) **CLAIM**

The ornamental design for a tablet computer case comprised of an exterior cover and detachable case, as shown and described.

(72) Inventor: **Warren Liu**, Chino, CA (US)

(73) Assignee: **GODIRECTINC.COM, INC.**, Chino, CA (US)

DESCRIPTION

(**) Term: **15 Years**

FIG. 1 is a perspective view of a tablet computer case comprised of an exterior cover and detachable case; FIG. 2 is a front elevational view thereof; FIG. 3 is a rear elevational view thereof; FIG. 4 is a right-side elevational view thereof; FIG. 5 is a left-side elevational view thereof; FIG. 6 is a bottom plan view thereof; FIG. 7 is a top plan view thereof; FIG. 8 is a front elevational view thereof shown without the exterior cover; FIG. 9 is a rear elevational view thereof shown without the exterior cover; FIG. 10 is a right-side elevational view thereof shown without the exterior cover; FIG. 11 is a left-side elevational view thereof shown without the exterior cover; FIG. 12 is a bottom plan view thereof shown without the exterior cover; and, FIG. 13 is a top plan view thereof shown without the exterior cover.
FIG. 14 is a perspective view of the exterior cover thereof, in a partially folded position and without the detachable case.
FIG. 15 is a perspective view thereof with the detachable case rotated perpendicularly to the exterior cover which is depicted in a partially folded position; and, FIG. 16 is a perspective view thereof, shown in another alternate position of use.
Broken lines shown in the drawings represent environment only and form no part of the claimed design.

(21) Appl. No.: **29/615,125**

(22) Filed: **Aug. 25, 2017**

Related U.S. Application Data

(63) Continuation of application No. 29/524,550, filed on Apr. 21, 2015, now Pat. No. Des. 797,108, which is (Continued)

(51) **LOC (12) Cl.** **14-02**

(52) **U.S. Cl.**
USPC **D14/440**

(58) **Field of Classification Search**
USPC D14/440, 250, 447; 206/45.23, 320, 206/45.2; 361/679.55; 294/25; 224/218
(Continued)

(56) **References Cited**

U.S. PATENT DOCUMENTS

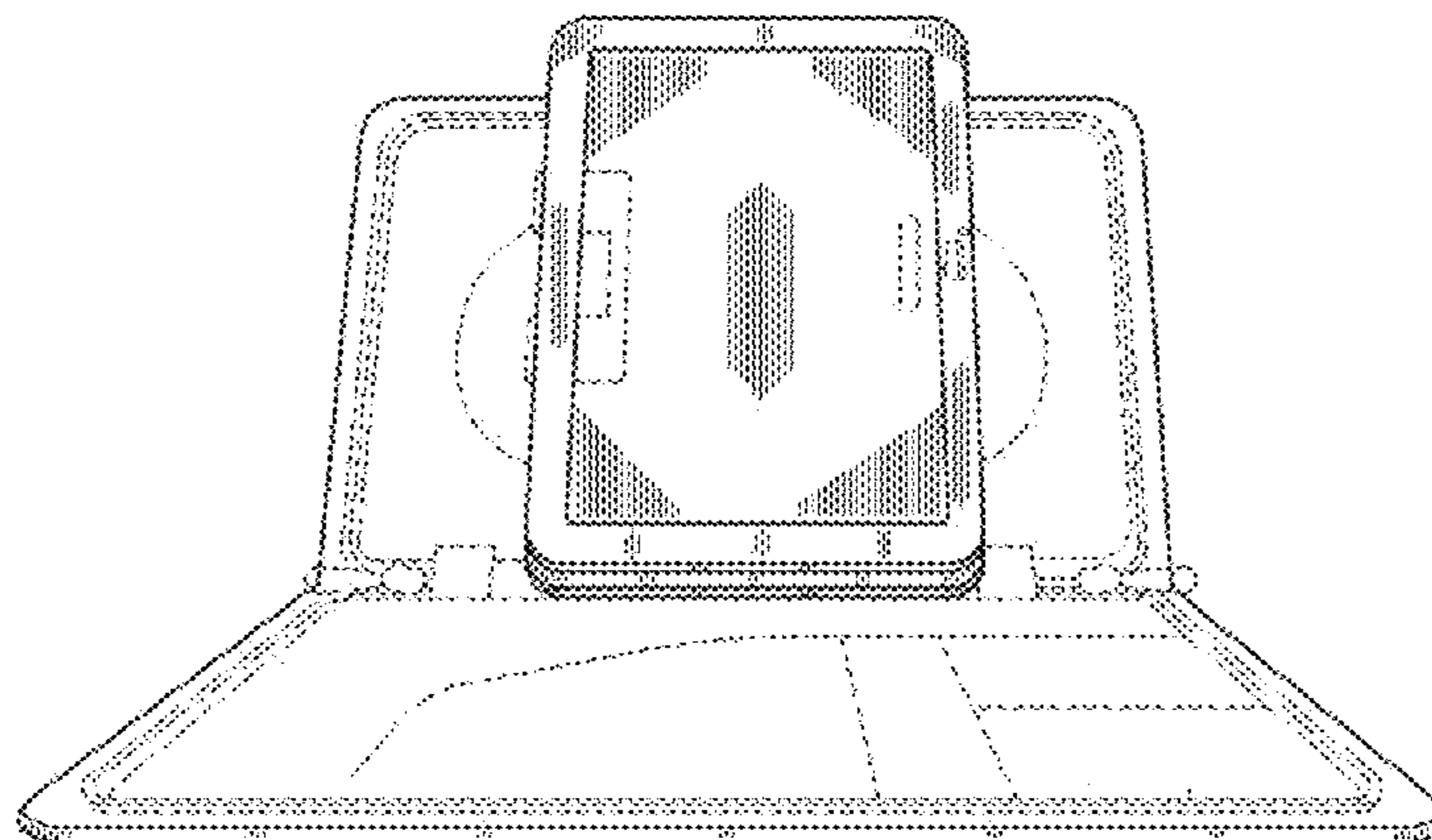
D627,078 S 11/2010 Matsuo et al.
7,828,260 B2 11/2010 Hauser et al.
(Continued)

OTHER PUBLICATIONS

Office Action for Design U.S. Appl. No. 29/444,518, dated Nov. 18, 2014, 24 pages.

(Continued)

1 Claim, 16 Drawing Sheets



Related U.S. Application Data

a continuation of application No. 29/444,518, filed on Jan. 13, 2013, now Pat. No. Des. 730,912.

(58) **Field of Classification Search**

CPC ... G06F 1/1628; G06F 1/1626; A47B 23/044; H04B 1/3888

See application file for complete search history.

(56) **References Cited**

U.S. PATENT DOCUMENTS

8,230,992	B2	7/2012	Law et al.	
D678,260	S	3/2013	Bau	
D681,041	S	4/2013	Phillips et al.	
D682,279	S	5/2013	Fuchs	
8,644,893	B2	2/2014	Liang	
D706,783	S	6/2014	Almodova	
D707,229	S	6/2014	Almodova	
8,763,795	B1 *	7/2014	Oten	A45C 11/00 206/320
D733,152	S *	6/2015	Sirichai	D14/440
D741,867	S	10/2015	Liu	
D779,473	S *	2/2017	Lee	D14/250

D779,475	S *	2/2017	Park	D14/250
D811,411	S *	2/2018	Moore	D14/440
D832,270	S *	10/2018	Cheng	D14/440
D832,271	S *	10/2018	Cheng	D14/440
D832,856	S *	11/2018	Jinkinson	D14/440
2010/0110629	A1	5/2010	Dietz et al.	
2010/0122924	A1	5/2010	Andrews	
2011/0227463	A1	9/2011	Hou et al.	
2012/0043247	A1	2/2012	Westrup	
2013/0213838	A1 *	8/2013	Tsai	G06F 1/1633 206/320
2013/0214661	A1	8/2013	McBroom	
2013/0241381	A1	9/2013	Hynecek et al.	
2013/0264459	A1	10/2013	McCosh et al.	

OTHER PUBLICATIONS

Notice of Allowance for Design U.S. Appl. No. 29/444,518, dated Jan. 21, 2015, 11 pages.
Office Action for Design U.S. Appl. No. 29/524,550, dated Sep. 26, 2016, 85 pages.
Notice of Allowance for Design U.S. Appl. No. 29/524,550, dated May 5, 2017, 12 pages.

* cited by examiner

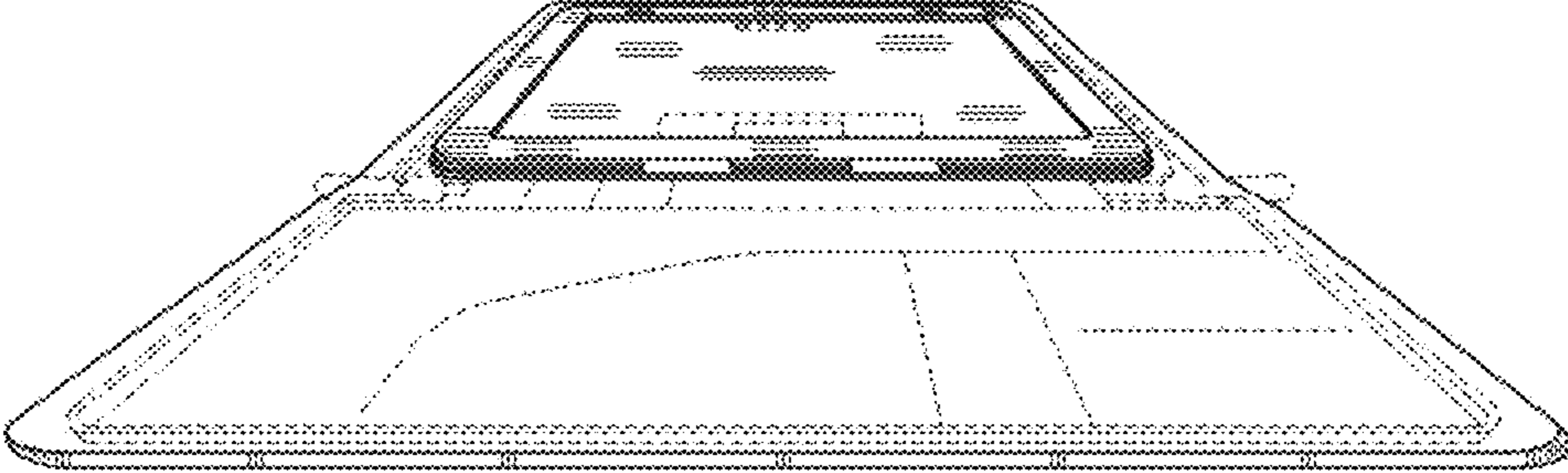


FIG. 1




FIG. 2




FIG. 3



FIG. 4




FIG. 5

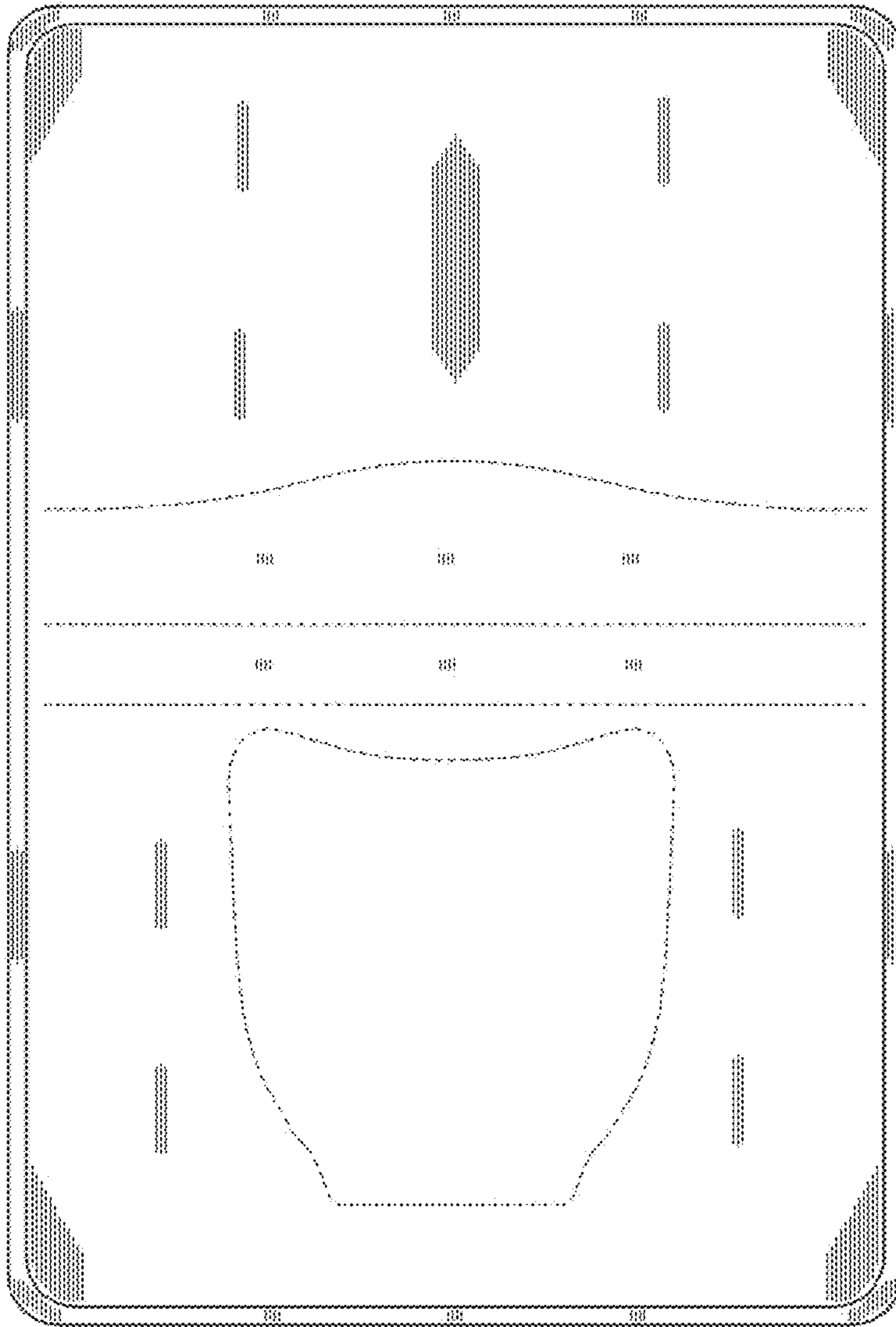


FIG. 6

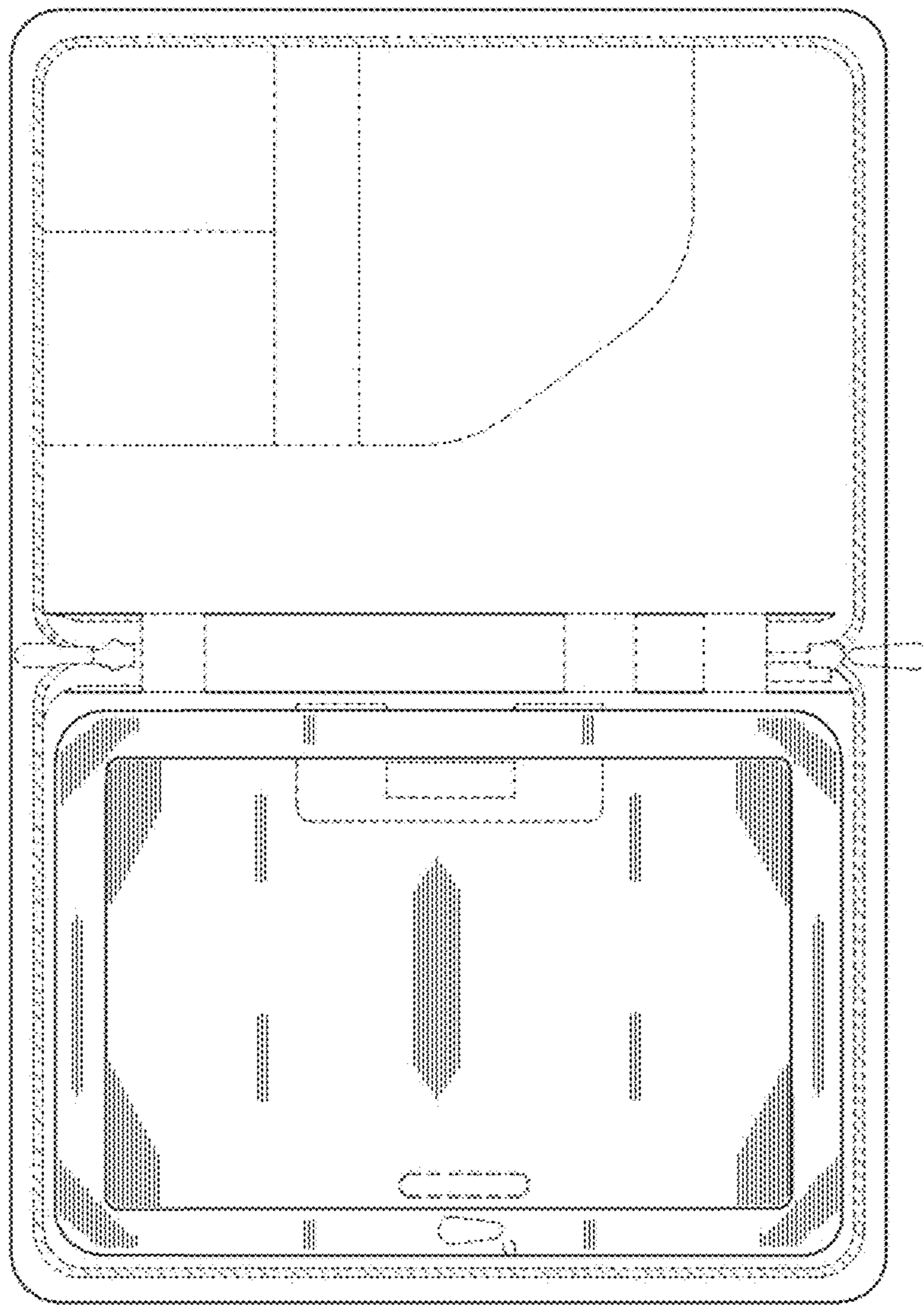


FIG. 7



FIG. 8




FIG. 9




FIG. 10




FIG. 11

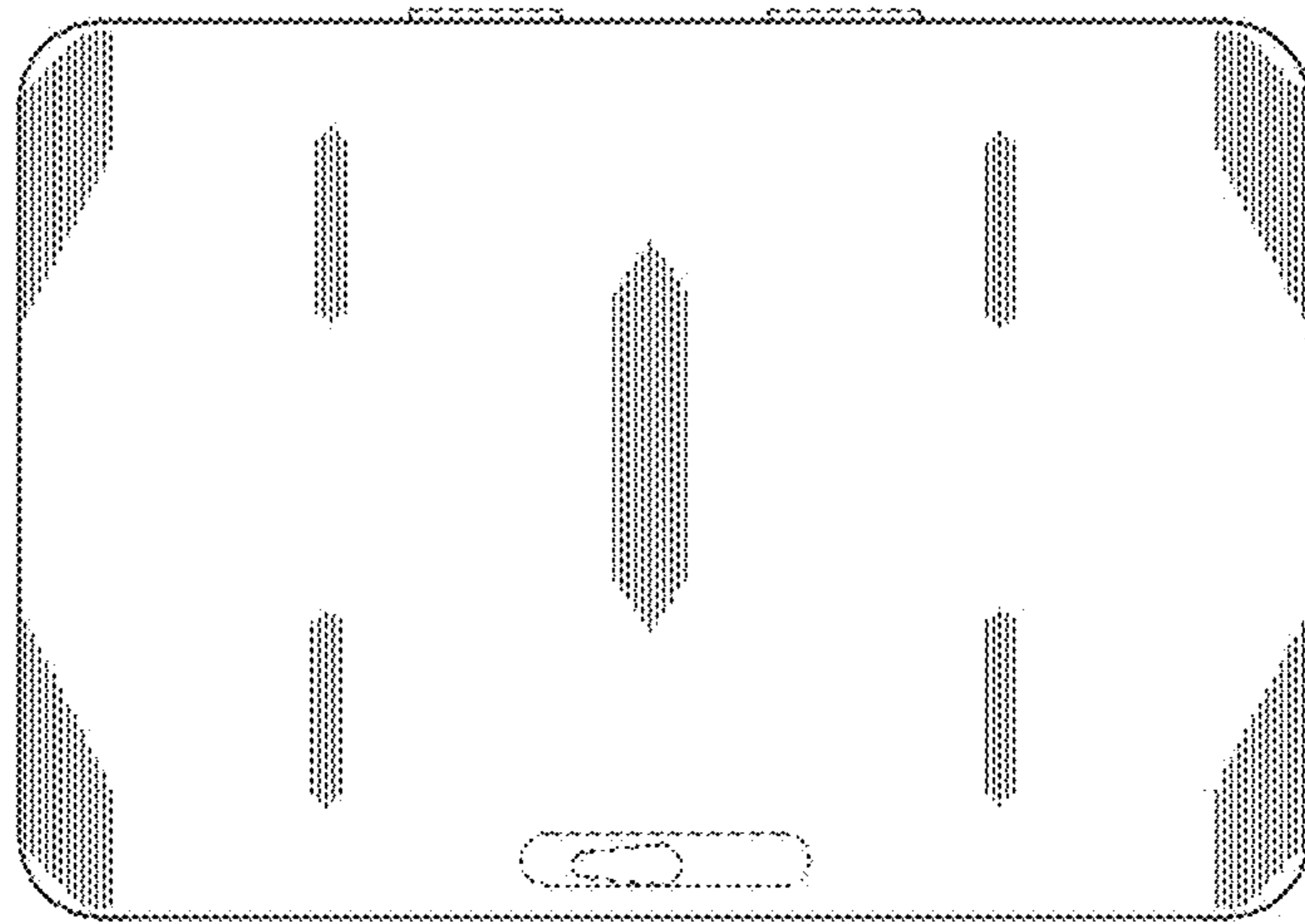


FIG. 12

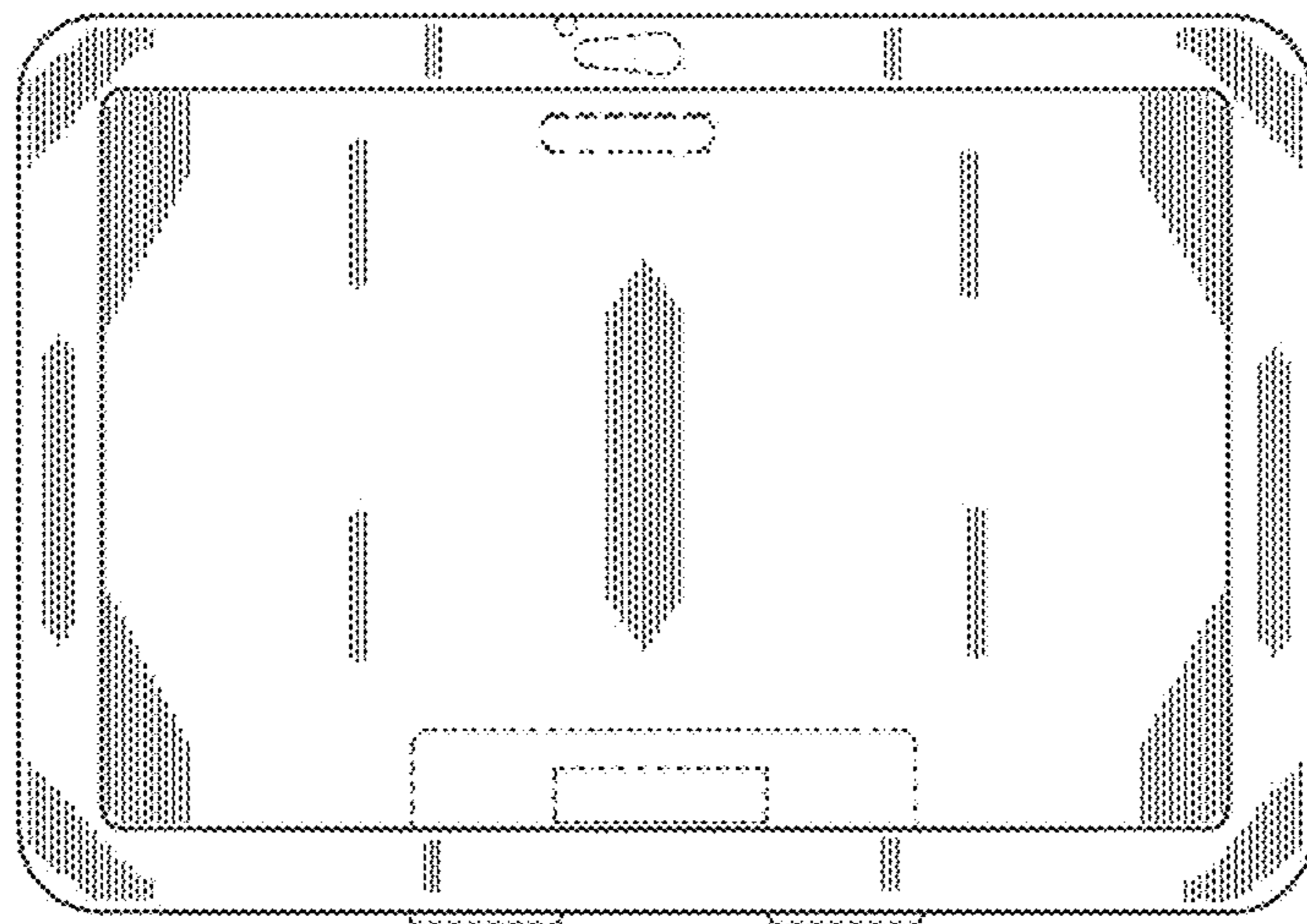


FIG. 13

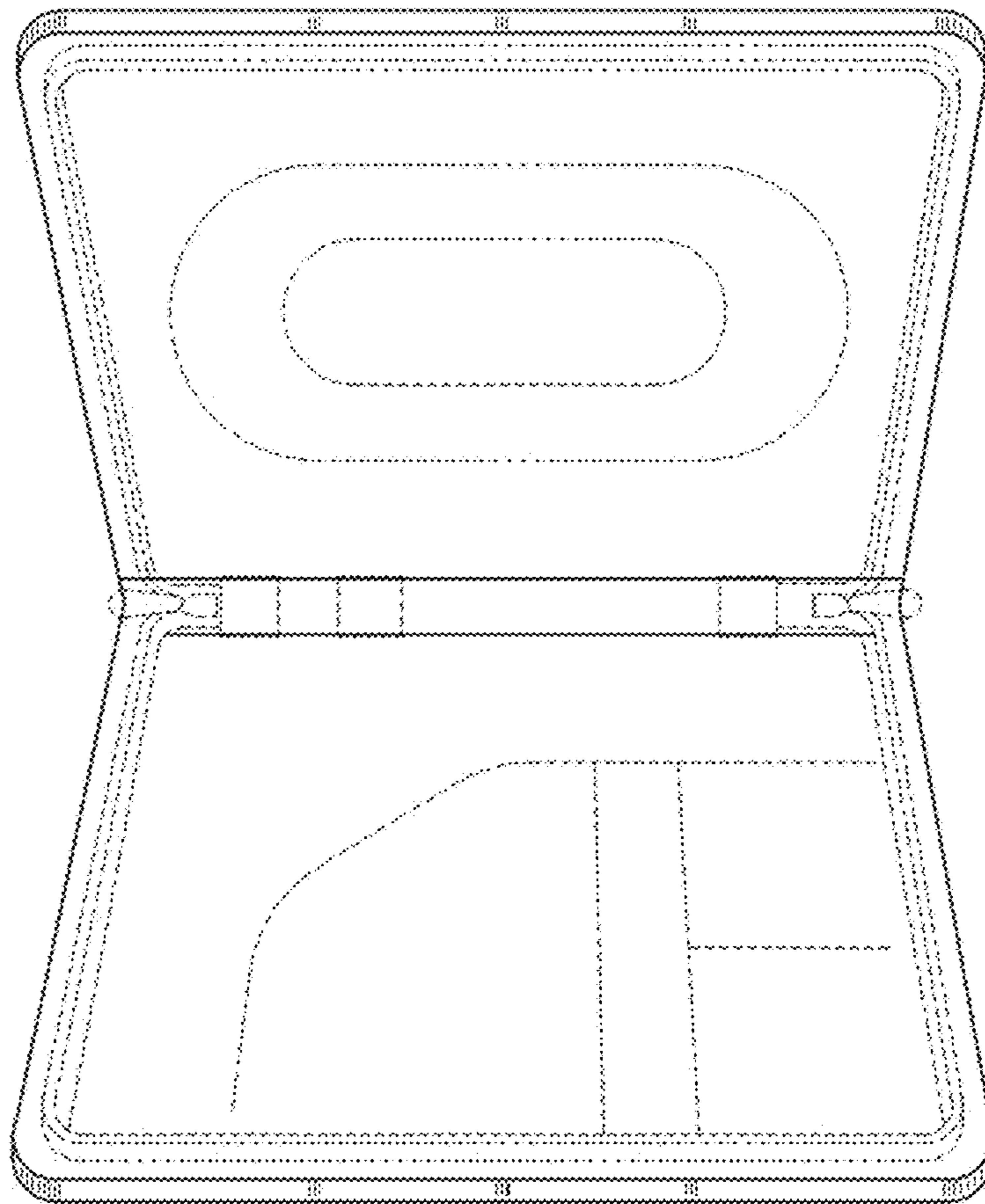


FIG. 14

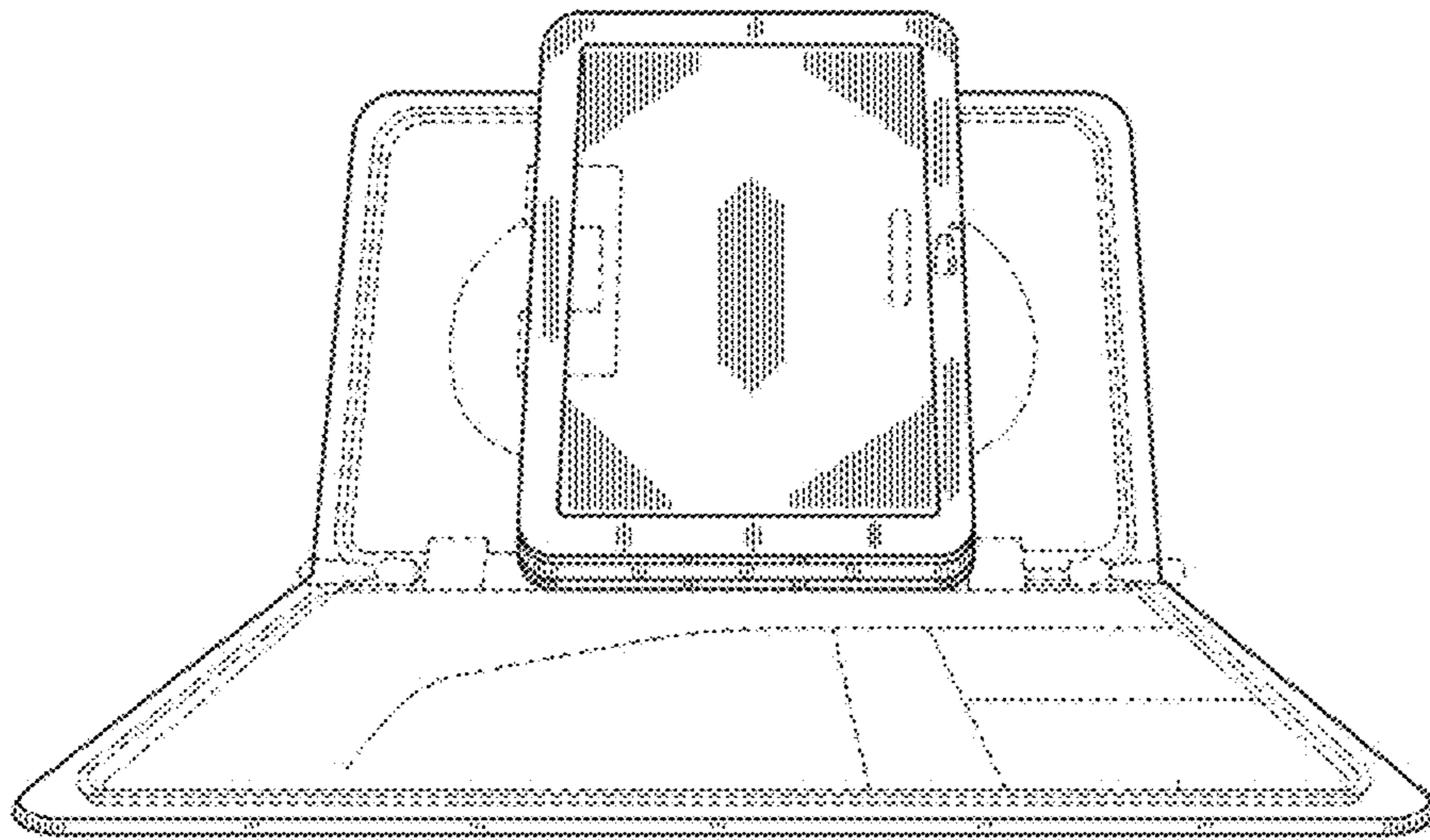


FIG. 15

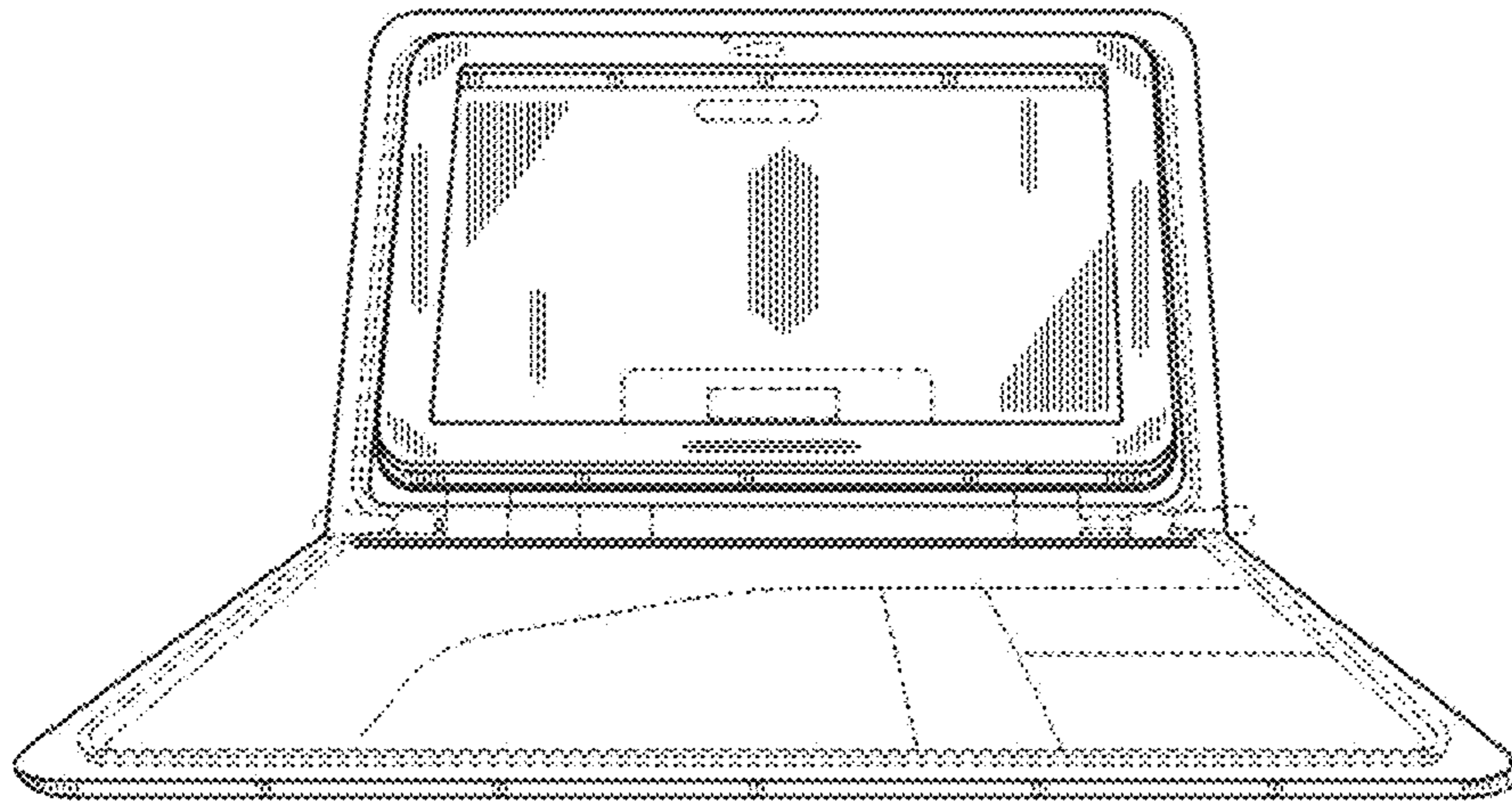


FIG. 16