



US00D863311S

(12) **United States Design Patent**
Depay et al.

(10) **Patent No.:** **US D863,311 S**
(45) **Date of Patent:** **** Oct. 15, 2019**

(54) **MEMORY MODULE**

(71) Applicant: **Corsair Memory, Inc.**, Fremont, CA (US)

(72) Inventors: **Dean Depay**, Fremont, CA (US); **Chun Ye**, Fremont, CA (US)

(73) Assignee: **Corsair Memory, Inc.**, Fremont, CA (US)

(**) Term: **15 Years**

(21) Appl. No.: **29/654,698**

(22) Filed: **Jun. 26, 2018**

(51) **LOC (12) Cl.** **14-02**

(52) **U.S. Cl.**
USPC **D14/435**; D14/436

(58) **Field of Classification Search**
USPC D14/435, 356, 242, 436, 433, 474, 240, D14/496, 385, 358, 480.1-480.7; 360/97.01, 685, 686, 752, 737, 732, 784, 360/803; 439/135, 144, 139-141, 147, 439/136, 638, 518, 131, 625; 365/51, 63, 365/131, 149, 150, 191; 710/52, 300, 710/313; 711/115, 103, 154, 161-162; 70/58; 323/210; 713/186, 1; 382/124; 235/492; D13/147, 179, 182; D19/72, D19/108, 101, 110, 111; D8/90-92, 94, D8/95, 97-107, 70, 70.1, 19, 20, 6, 7; D21/332; 361/679.31, 679.46; 340/815.55, 686.1
CPC G06K 19/06196; G06K 19/072; G06K 19/0721-0728; G06K 19/073; G06K 19/07309; G06K 19/077; G06K 19/07701; G06K 19/07715; G06K 19/0772; G06K 19/07724; G06K 19/07726; G06K 19/07728; G06K 7/0021; G06F 1/206; G06F 21/86-88; G06F 21/77-80; G06F 21/85-88; G06F 21/00; G06Q 20/3229; G06Q 20/34; G06Q 20/341; G06Q 20/346; G06Q 20/349; G06Q 20/3563; G06Q 20/3567; G06Q 20/357; G06Q 20/3576; H05K 5/026; H05K 5/0256; H05K 5/0265;

H05K 5/0269; H05K 5/0273; H05K 5/0278; H05K 5/0282; H05K 5/0286; H05K 5/0291; H05K 5/0295; H05K 5/03; H05K 5/04; H05K 5/06; H05K 5/061-069; H05K 7/00; H05K 7/005; H05K 7/02; H05K 7/023; H05K 7/026; H05K 7/20409; H05K 7/04; H05K 7/10; H05K 7/1418; H05K 7/142; H05K 7/1405; H05K 7/1424; H05K 7/1427-1439; H05K 7/1461; H05K 7/1464-1474; H05K 7/1485-1488; H05K 2201/09745; H05K 2201/09754; H05K 2201/09763; H05K 2201/10522;

(Continued)

(56) **References Cited**

U.S. PATENT DOCUMENTS

D261,644 S * 11/1981 McKinsey D14/435
7,547,213 B2 * 6/2009 Pax H05K 1/117
174/250
D702,689 S * 4/2014 Lin D14/435
D702,690 S * 4/2014 Lin D14/435
D717,251 S * 11/2014 Mueller D13/179
D717,744 S * 11/2014 Mueller D13/179

(Continued)

Primary Examiner — Susan Moon Lee

(74) *Attorney, Agent, or Firm* — Carina M. Tan

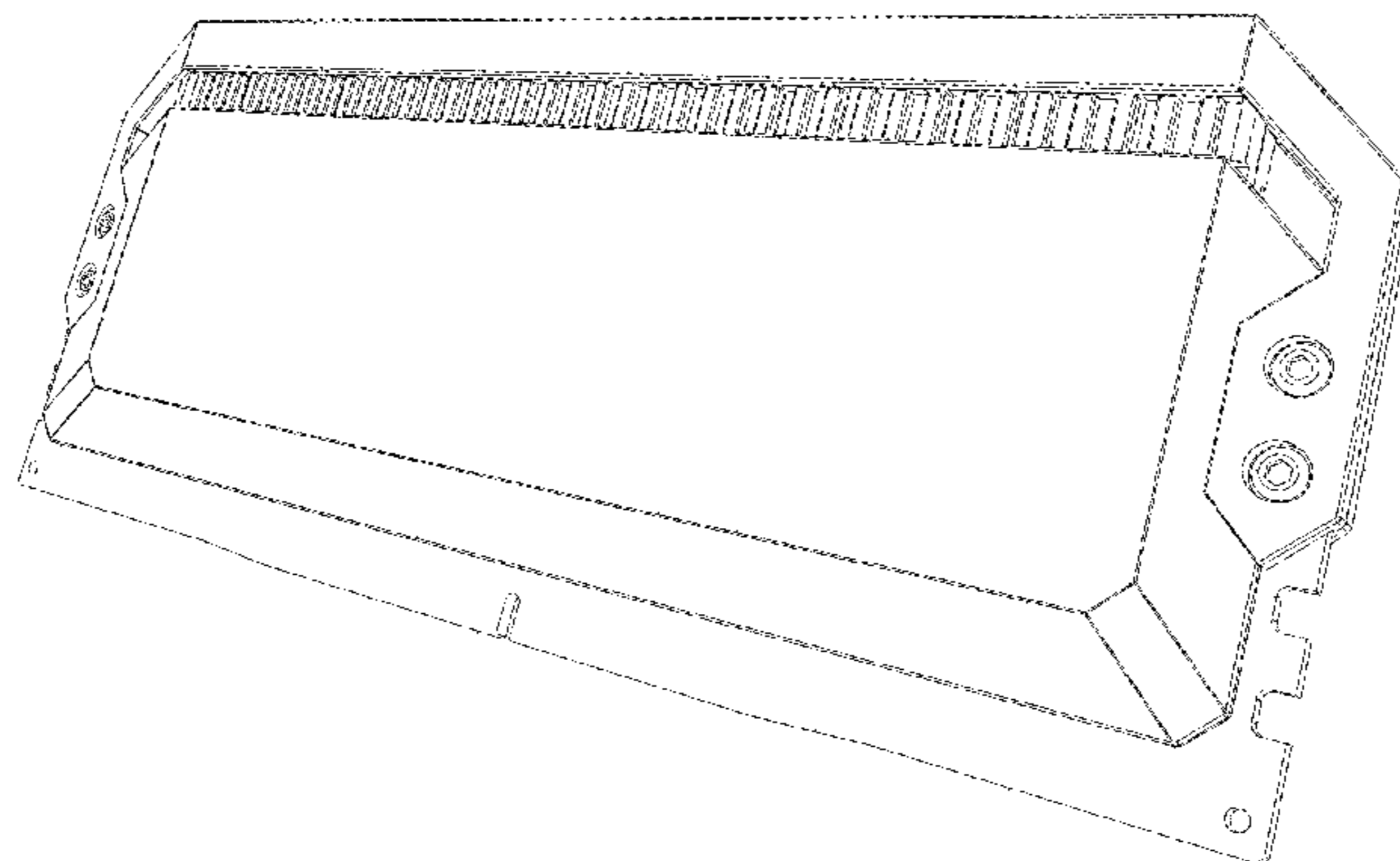
(57) **CLAIM**

The ornamental design for a memory module, as shown and described.

DESCRIPTION

FIG. 1 is a front perspective view of a memory module showing our design;
FIG. 2 is a front view of the memory module;
FIG. 3 is a rear view of the memory module;
FIG. 4 is a bottom view of the memory module;
FIG. 5 is a top view of the memory module;
FIG. 6 is a left side view of the memory module; and,
FIG. 7 is a right side view of the memory module.

1 Claim, 6 Drawing Sheets



(58) **Field of Classification Search**

CPC H05K 2201/10393; H05K 2201/10106;
H05K 2201/10159; H05K 2201/09063;
H05K 2201/0108; H05K 2201/09145;
H05K 2201/09772; H05K 2201/098;
H05K 2201/09818; H05K 2201/10; H05K
2201/10007; H05K 1/181; H05K 1/0203;
H05K 1/0274; H05K 1/117; H05K 1/09;
H05K 3/06; H05K 7/1479; H04N
2201/216; H01R 13/62933; H01R
13/62905; H01R 13/6275; H01R 13/6395;
H01R 13/62938; H01R 13/64; H01R
13/645; H01R 13/6456; H01R 13/635;
H01R 13/633; H01R 23/7005; H01R
23/682; H01R 23/684; H01R 23/70;
H01R 23/7068; H01R 23/7026; H01R
31/065; H01R 27/02; H01R 2103/00;
Y02P 70/611; F28F 13/06; F28F 3/04;
F28F 2215/04; F28D 21/00; F28D
2021/0029

See application file for complete search history.

(56)

References Cited

U.S. PATENT DOCUMENTS

D761,744 S * 7/2016 Mueller D13/179
D842,304 S * 3/2019 Depay D14/435
2006/0067054 A1 * 3/2006 Wang H01L 23/3672
361/704
2007/0070607 A1 * 3/2007 Goodwin H01L 23/367
361/719
2007/0159789 A1 * 7/2007 Schuette G06F 1/206
361/679.31
2008/0013290 A1 * 1/2008 Creasy H05K 7/1418
361/737
2010/0081237 A1 * 4/2010 Wong H01L 21/565
438/127
2012/0268885 A1 * 10/2012 Feng G06F 1/185
361/679.31
2014/0179169 A1 * 6/2014 Wu H01R 12/737
439/630

* cited by examiner

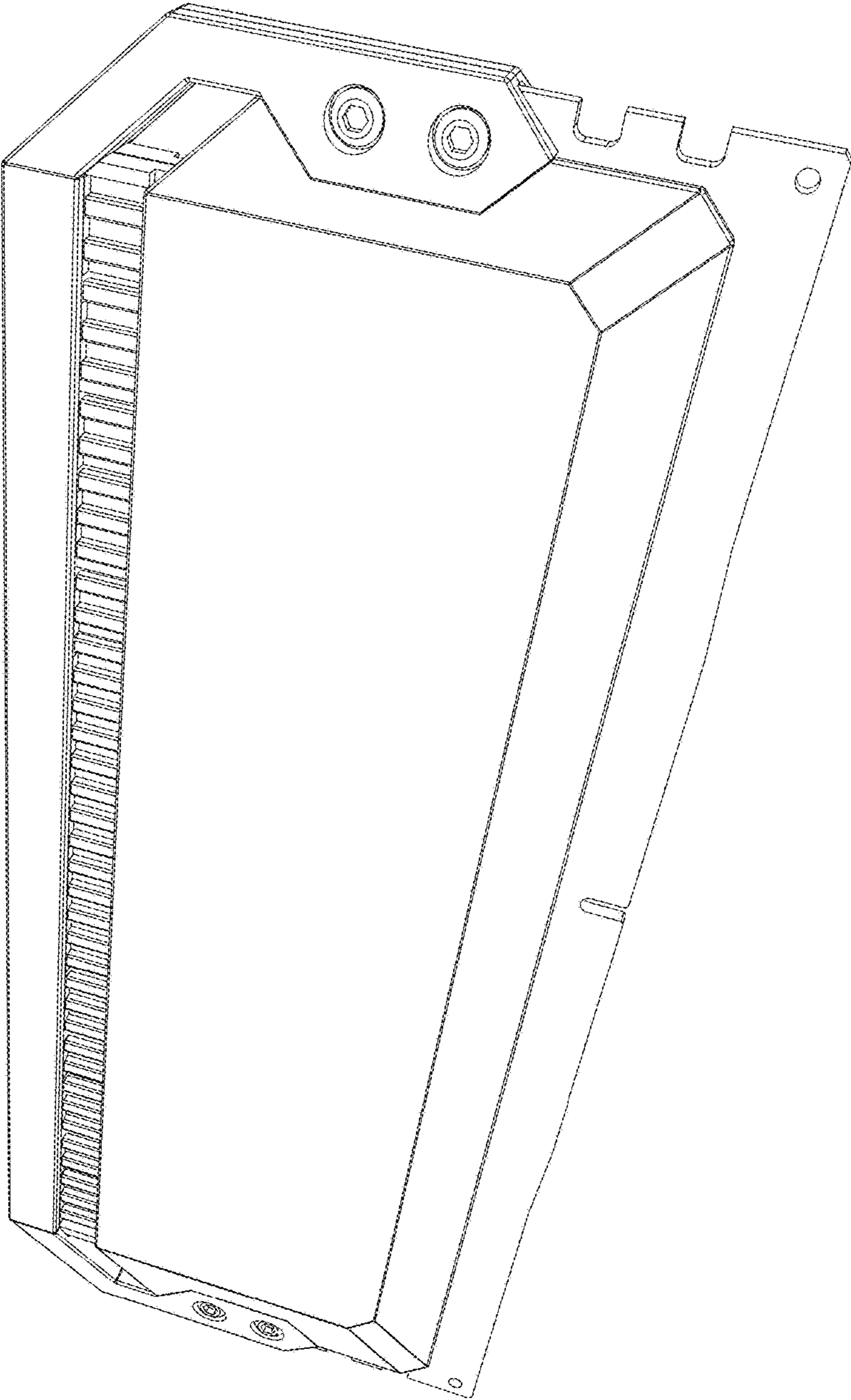


FIG. 1

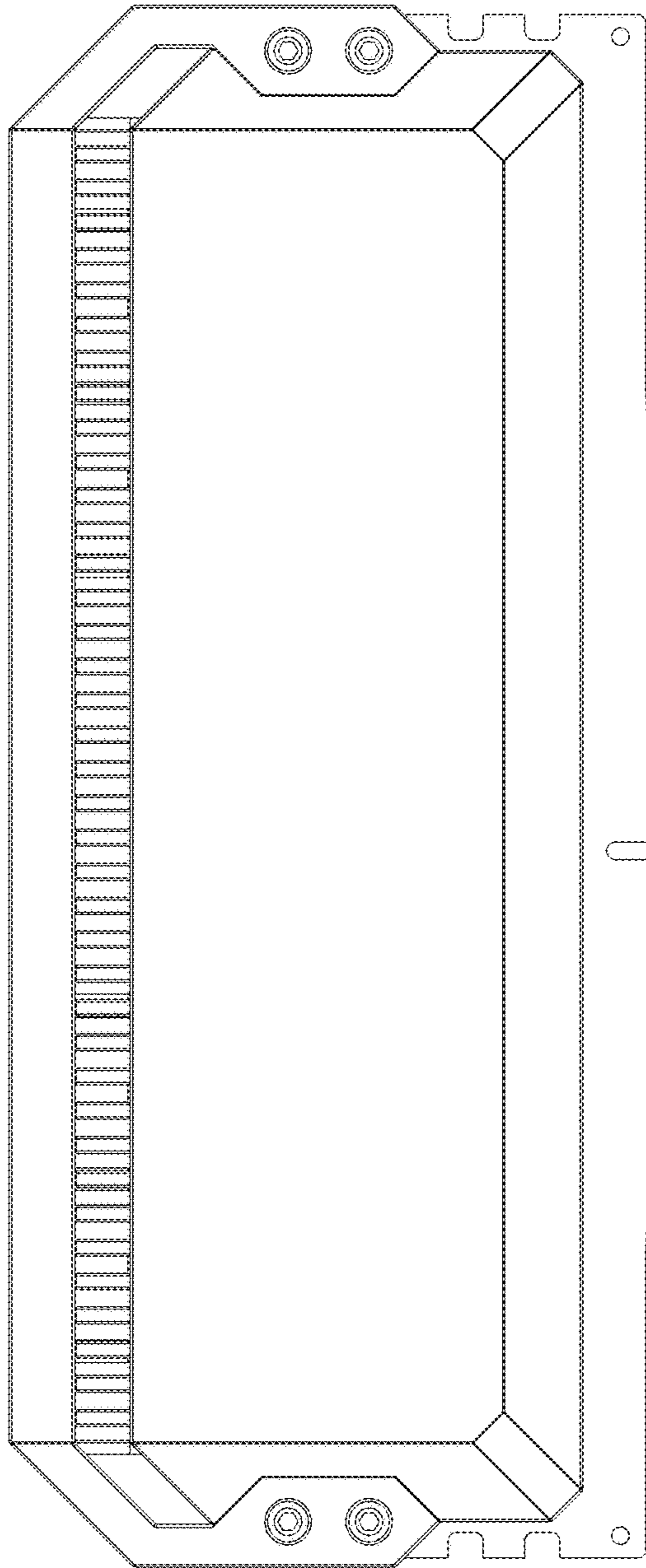


FIG. 2

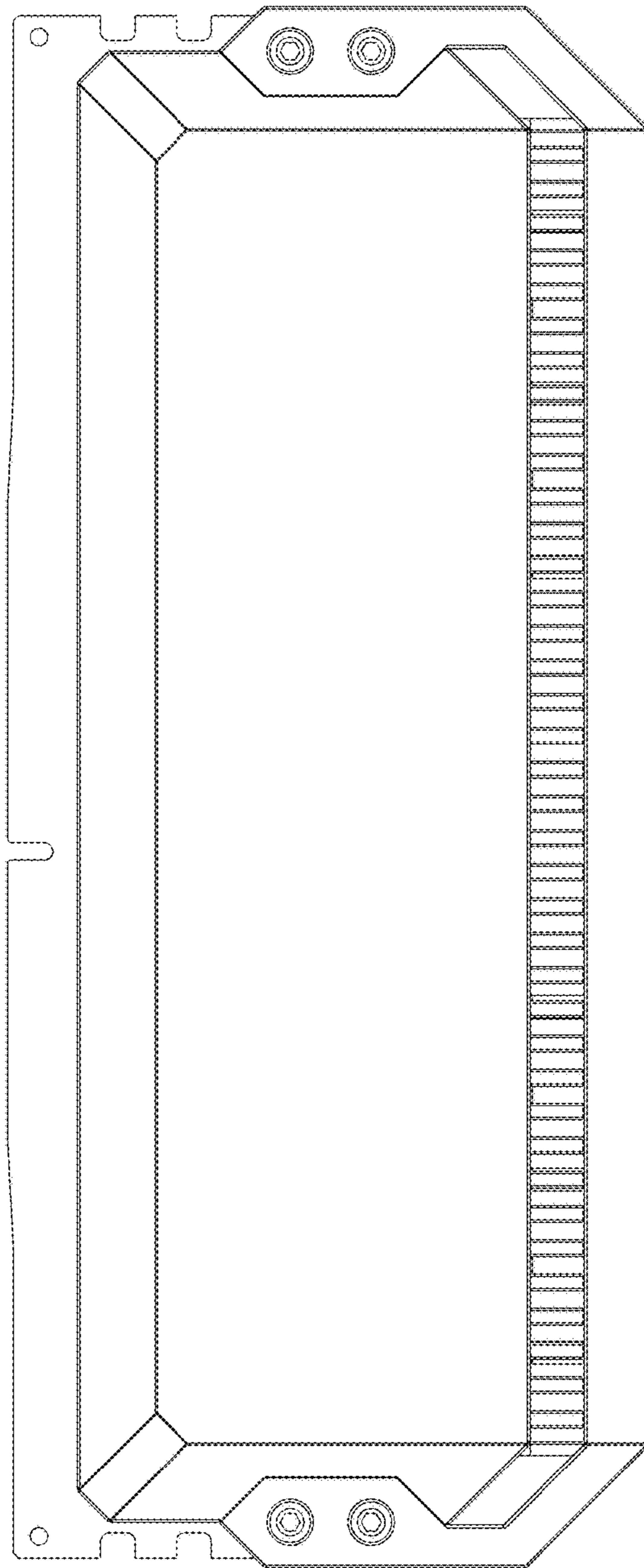


FIG. 3




FIG. 4




FIG. 5



FIG. 6



FIG. 7