

US00D863278S

(12) **United States Design Patent** (10) **Patent No.:** **US D863,278 S**
Ravid (45) **Date of Patent:** **** Oct. 15, 2019**

(54) **RUGGED CASE FOR SMART PHONE**

(71) Applicant: **Uniluv Marketing, Inc.**, San Diego, CA (US)

(72) Inventor: **Avishag Ravid**, San Diego, CA (US)

(**) Term: **15 Years**

(21) Appl. No.: **29/589,946**

(22) Filed: **Jan. 5, 2017**

(51) **LOC (12) Cl.** **14-03**

(52) **U.S. Cl.**

USPC **D14/250**

(58) **Field of Classification Search**

USPC D3/201, 218, 226, 227, 247, 249, 250, D3/269, 303; D13/103, 107, 108, 119; D14/137, 138 R, 138 AA, 138 C, 138 G, D14/203.3-203.7, 217, 238.1, 247, 248, D14/250-253, 440, 447

CPC H04B 1/3888; H04M 1/0283; H04M 1/0202; A45C 1/06; A45C 2011/002; A45C 11/00; A45F 2005/028; A45F 2200/0525

See application file for complete search history.

(56) **References Cited**

U.S. PATENT DOCUMENTS

D606,305 S	*	12/2009	Lee	D3/269
D644,215 S	*	8/2011	Dong	D14/250
D650,776 S	*	12/2011	Bau	D14/250
D662,925 S	*	7/2012	Mayberry	D14/250
D682,815 S	*	5/2013	Chang	D14/250
D685,357 S	*	7/2013	Rekuc	D14/250
D688,233 S	*	8/2013	Dong	D14/250
D689,851 S	*	9/2013	Chang	D14/250
D705,769 S	*	5/2014	Esses	D14/250
D706,256 S	*	6/2014	Ward	D14/250
D711,864 S	*	8/2014	Poon	D14/250
D712,386 S	*	9/2014	Lu	D14/250
D712,387 S	*	9/2014	Tompkin	D14/250
D716,284 S	*	10/2014	Melanson	D14/250

D718,289 S	*	11/2014	Brand	D14/250
D719,145 S	*	12/2014	Barfoot	D14/250
D726,170 S	*	4/2015	Ng	D14/250
D731,494 S	*	6/2015	Barfoot	D14/440
D745,505 S	*	12/2015	Barfoot	D14/250
D754,651 S	*	4/2016	Roberts	D14/250

(Continued)

Primary Examiner — Susan E Krakower

Assistant Examiner — L. A. Grabenstetter

(74) *Attorney, Agent, or Firm* — Pasadena Legal Group; Norman R. Van Treeck

(57) **CLAIM**

The ornamental design for a rugged case for smart phone, as shown and described.

DESCRIPTION

FIG. 1 is a top, front, left-side perspective view showing a first embodiment of a rugged case for smart phone embodying my new design;

FIG. 2 is a bottom, rear, right-side perspective view thereof;

FIG. 3 is a front view thereof;

FIG. 4 is a rear view thereof;

FIG. 5 is a right-side view thereof;

FIG. 6 is a left-side view thereof;

FIG. 7 is a top view thereof; and

FIG. 8 is a bottom view thereof.

FIG. 9 is a top, front, left-side perspective view showing a second embodiment of a rugged case for smart phone embodying my new design;

FIG. 10 is a bottom, rear, right-side perspective view thereof;

FIG. 11 is a front view thereof;

FIG. 12 is a rear view thereof;

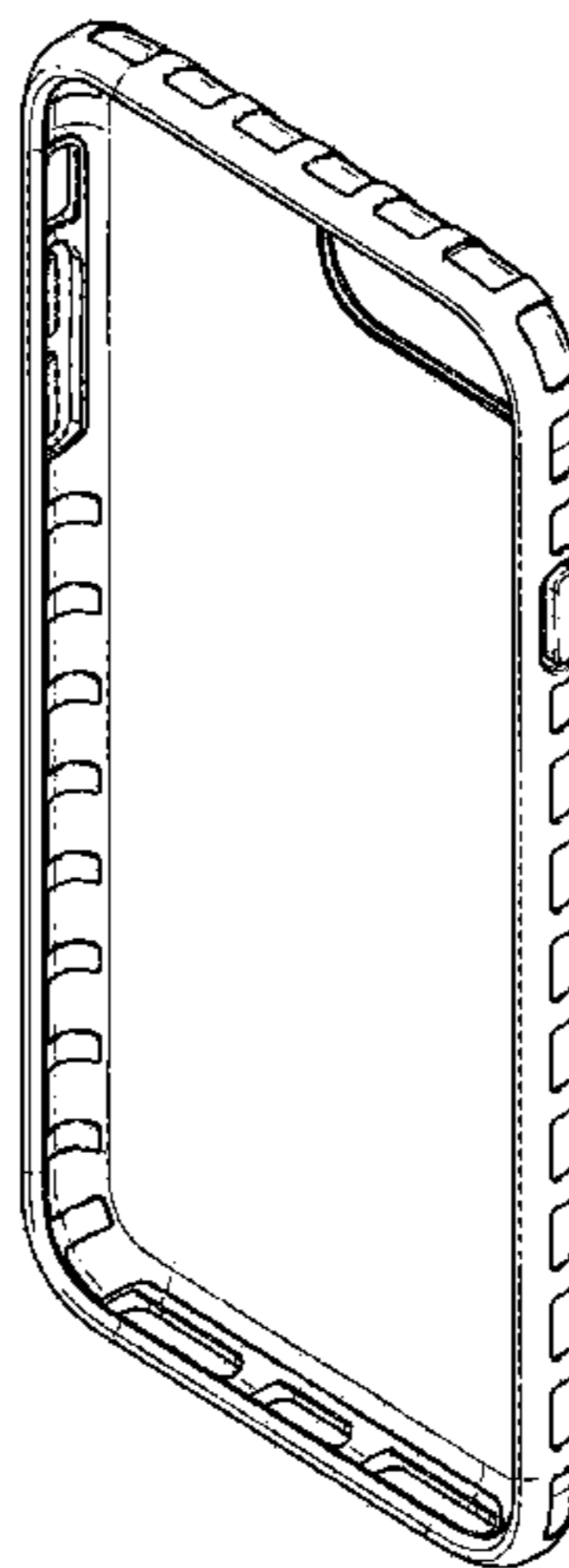
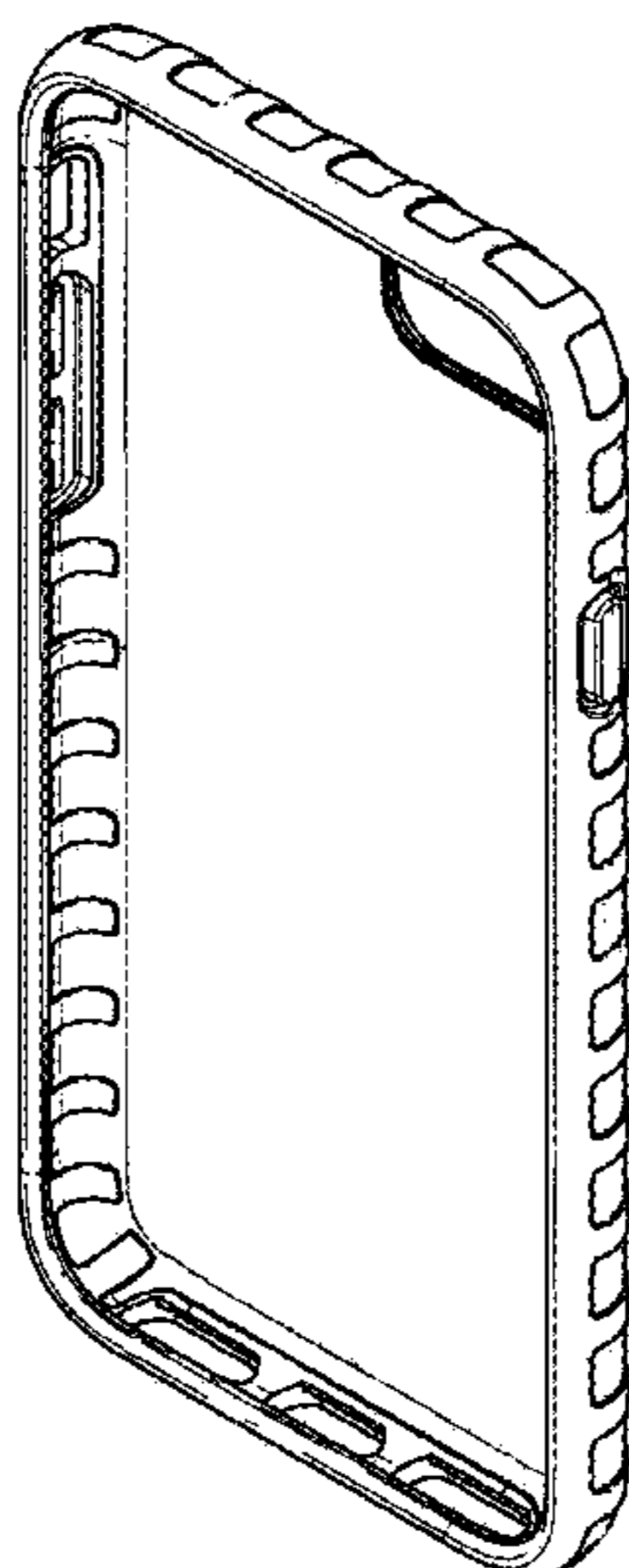
FIG. 13 is a right-side view thereof;

FIG. 14 is a left-side view thereof;

FIG. 15 is a top view thereof; and,

FIG. 16 is a bottom view thereof.

1 Claim, 12 Drawing Sheets



(56)

References Cited

U.S. PATENT DOCUMENTS

D757,704 S *	5/2016	Roberts	D14/250
D762,633 S *	8/2016	Fife	D14/250
D763,243 S *	8/2016	Adelman	D14/250
D763,840 S *	8/2016	Hwang	D14/250
D775,615 S *	1/2017	Tien	D14/250
2014/0274232 A1 *	9/2014	Tages	H04M 1/185 455/575.8

* cited by examiner

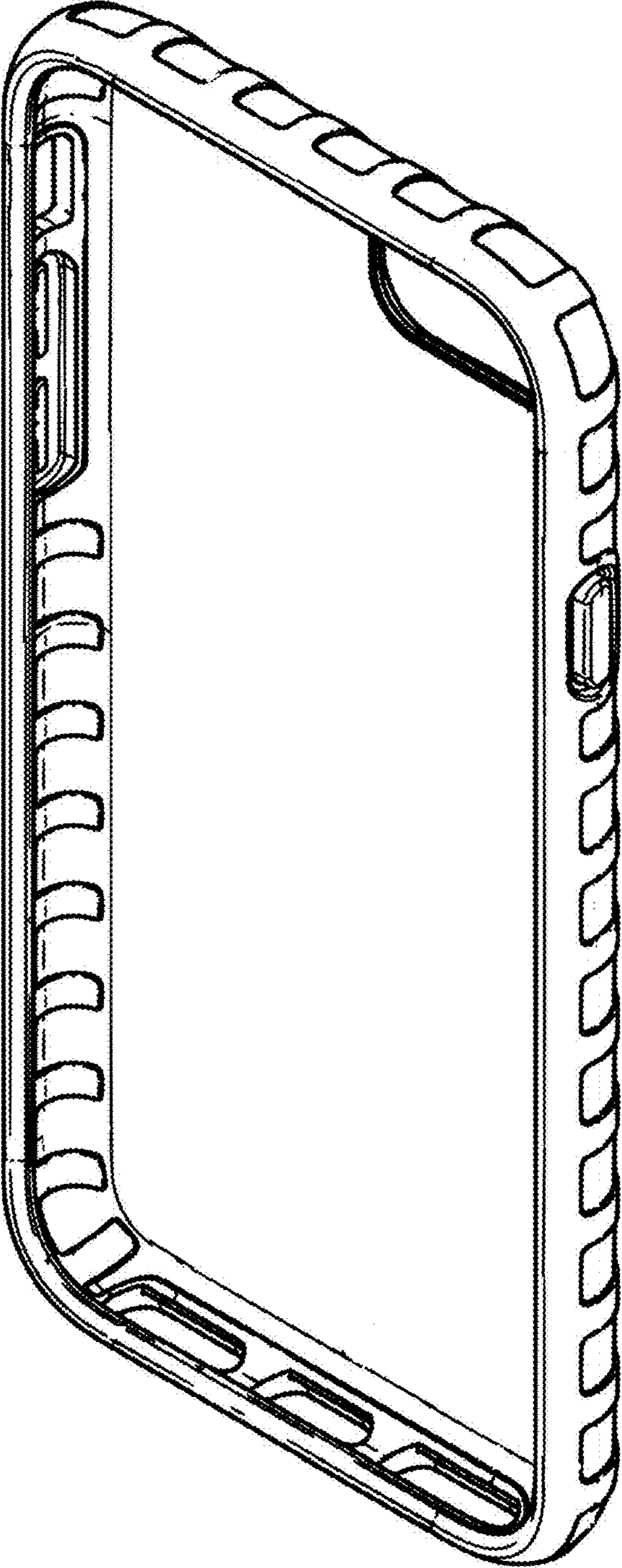


FIG. 1

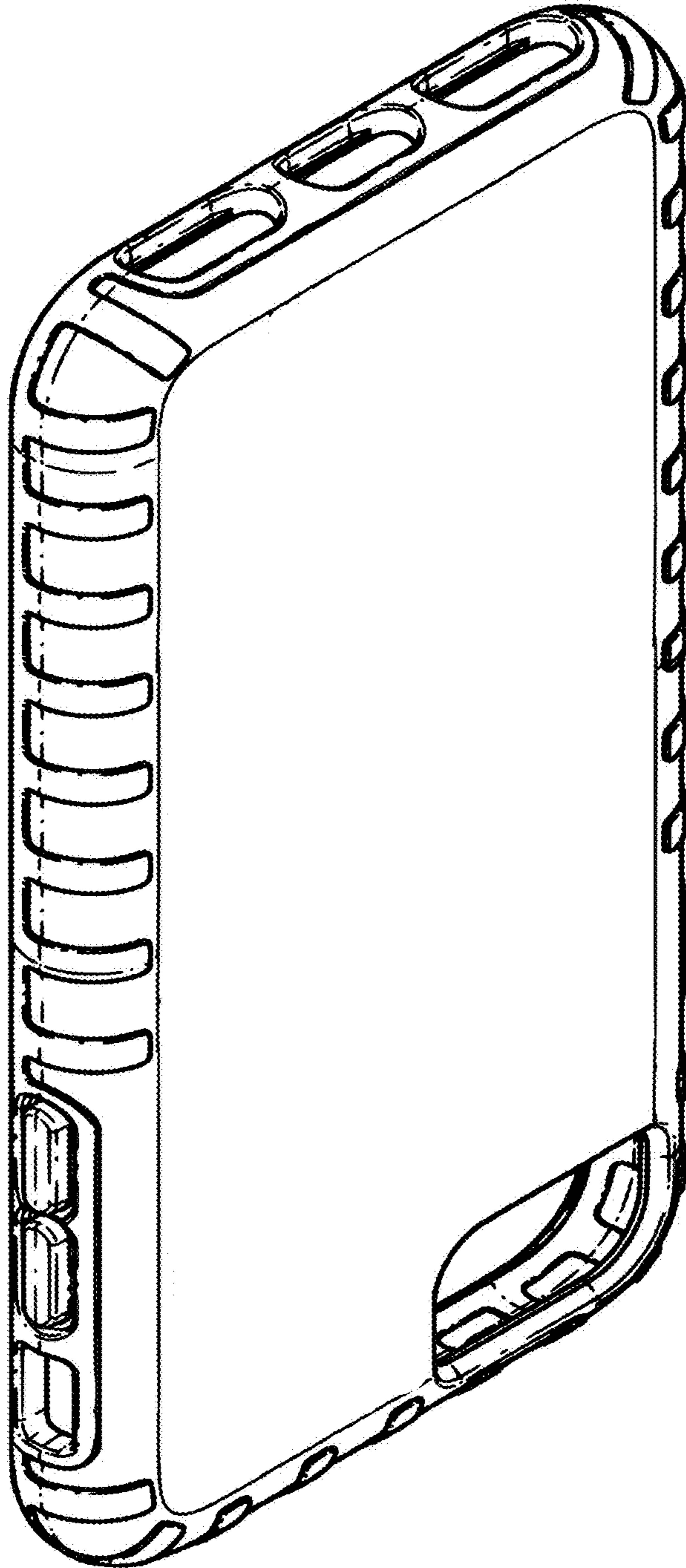


FIG. 2

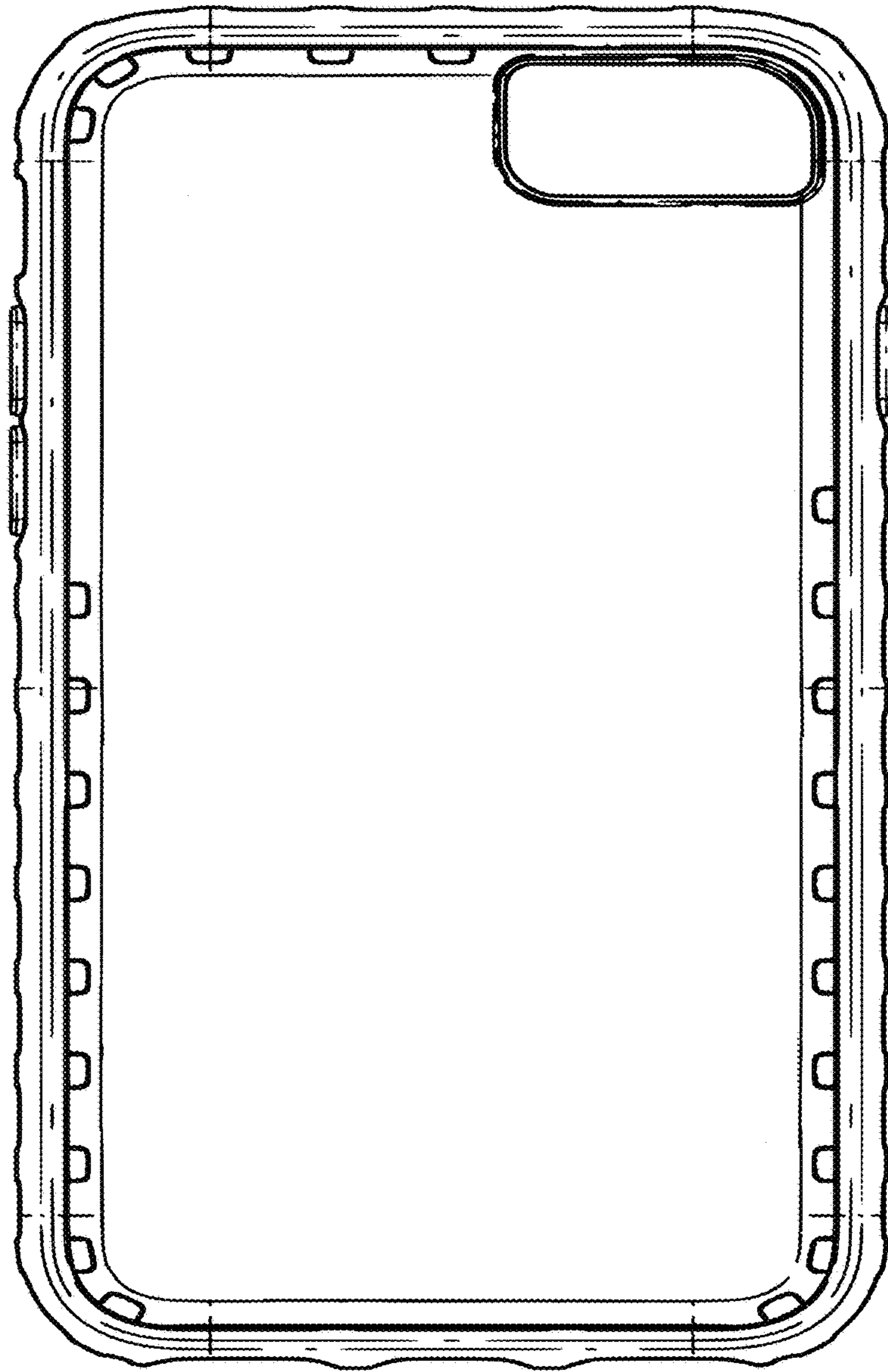


FIG. 3

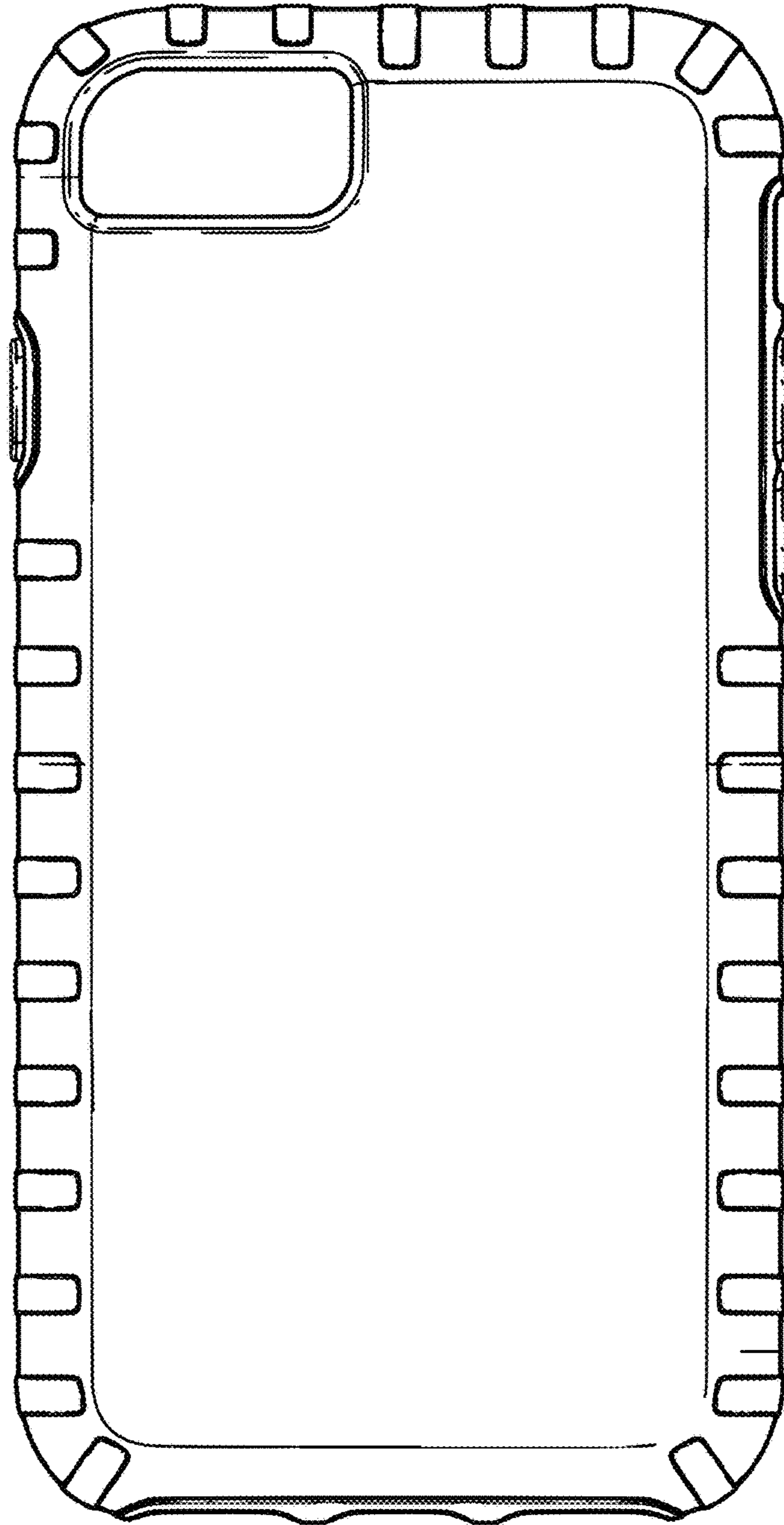


FIG. 4

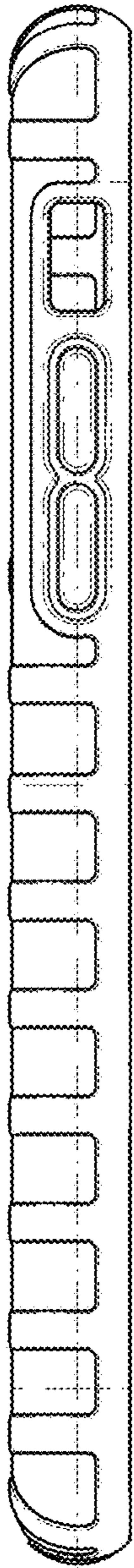


FIG. 5

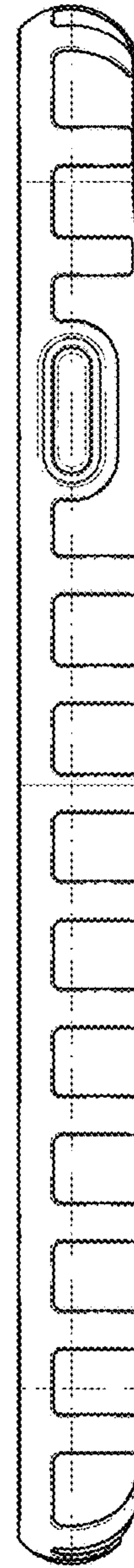


FIG. 6

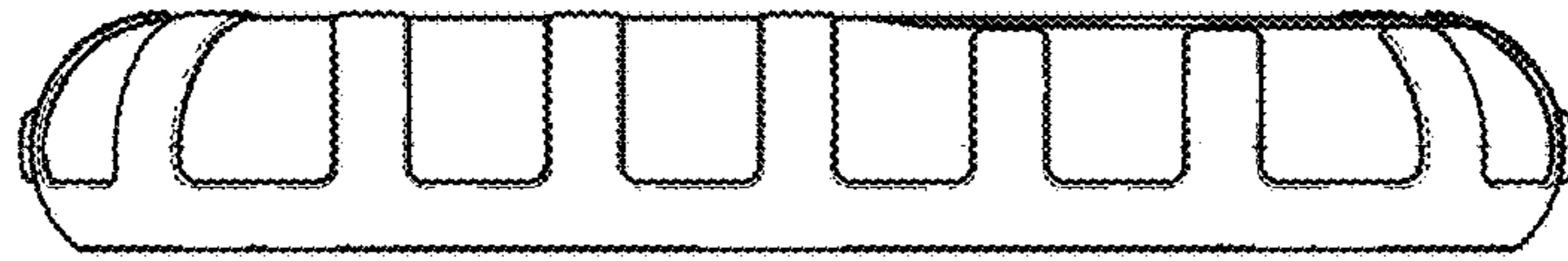


FIG. 7

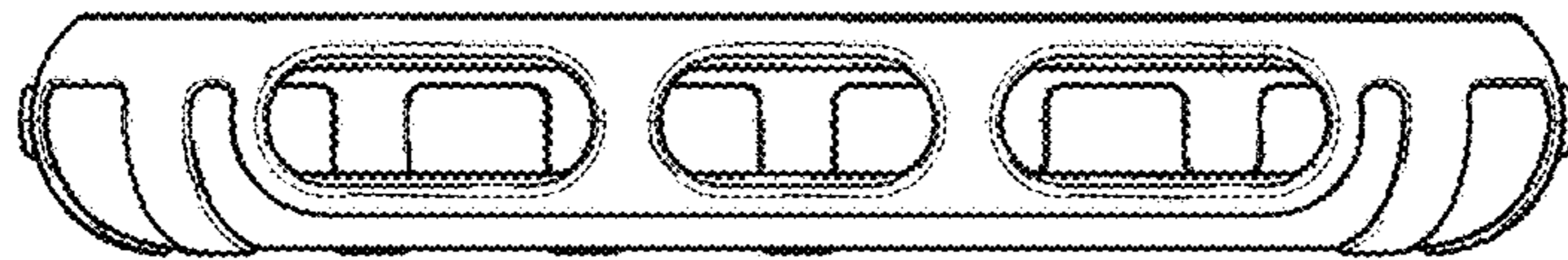


FIG. 8

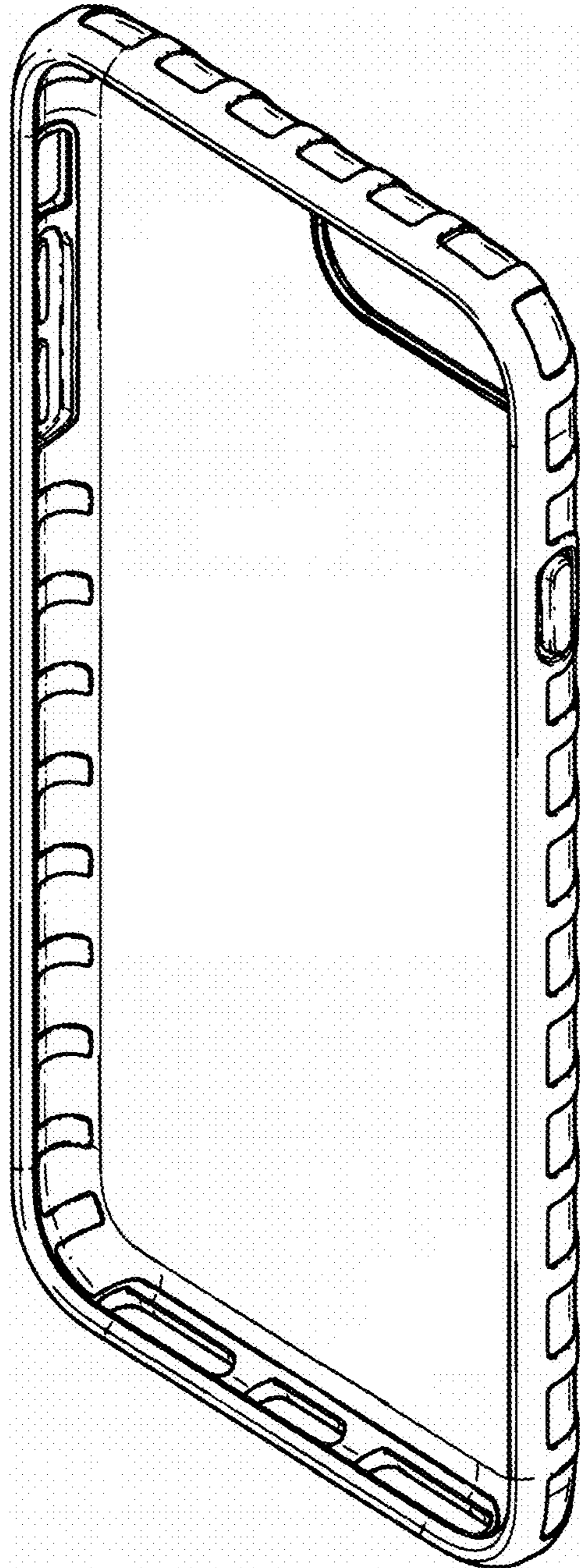


FIG. 9




FIG. 10




FIG. 11




FIG. 12

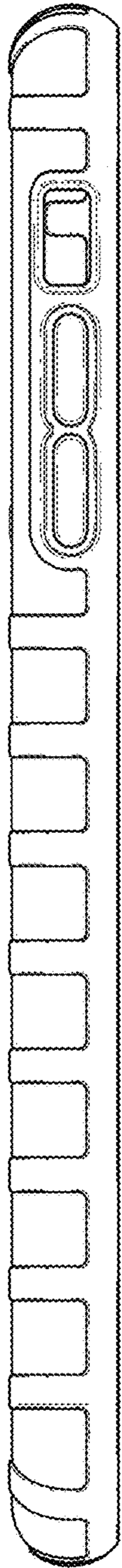


FIG. 13

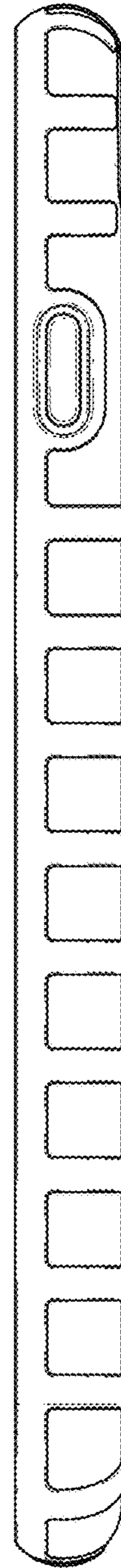


FIG. 14

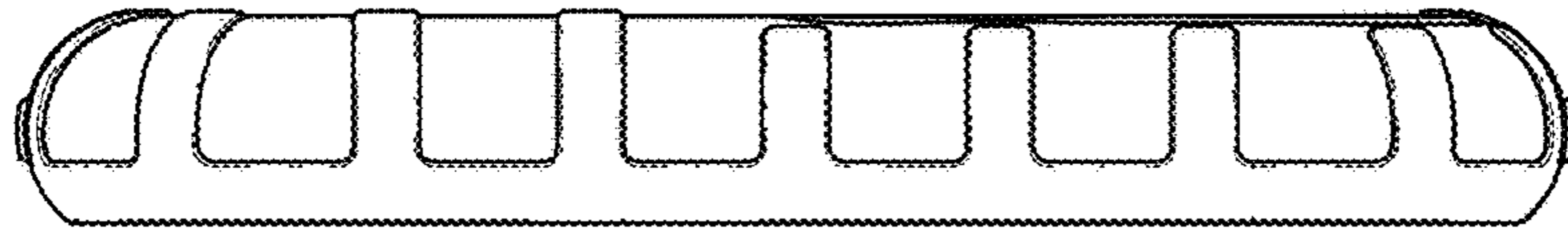


FIG. 15

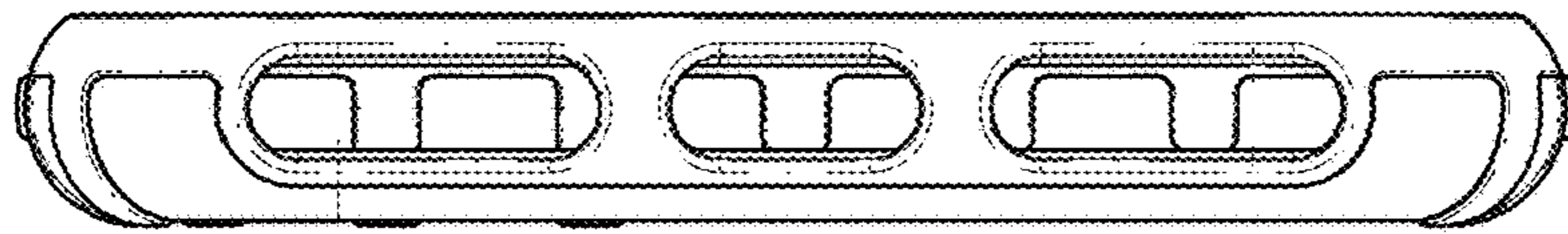


FIG. 16