



US00D863267S

(12) **United States Design Patent** (10) **Patent No.:** **US D863,267 S**
Gosalia et al. (45) **Date of Patent:** **** Oct. 15, 2019**

(54) **ANTENNA ASSEMBLY**

(71) Applicant: **Airgain Incorporated**, San Diego, CA (US)

(72) Inventors: **Keyoor Gosalia**, Carlsbad, CA (US);
Alden Rush, San Diego, CA (US);
Nando Hunt, San Diego, CA (US)

(73) Assignee: **Airgain Incorporated**, San Diego, CA (US)

(**) Term: **15 Years**

(21) Appl. No.: **29/615,165**

(22) Filed: **Aug. 25, 2017**

(51) **LOC (12) Cl.** **14-03**

(52) **U.S. Cl.**
USPC **D14/230**

(58) **Field of Classification Search**
USPC D14/230–238, 203.6, 204, 216, 221,
D14/238.1, 240, 242, 299, 343, 358, 509;
D13/182

CPC H01Q 7/00; H01Q 13/10; H01Q 9/285;
H01Q 19/30; H01Q 19/12; H01Q 1/36;
H01Q 1/38; H04B 1/0475; H04B 1/034;
H05K 11/00; G05D 1/0234; G06K
19/07749

See application file for complete search history.

(56) **References Cited**

U.S. PATENT DOCUMENTS

7,061,437 B2	6/2006	Lin et al.
7,148,849 B2	12/2006	Lin
7,215,296 B2	5/2007	Abramov et al.
D546,821 S	7/2007	Oliver
D549,696 S	8/2007	Oshima et al.
7,333,067 B2	2/2008	Hung et al.
7,336,959 B2	2/2008	Khitrik et al.
D573,589 S	7/2008	Montgomery et al.
7,405,704 B1	8/2008	Lin et al.

(Continued)

Primary Examiner — Jeffrey D Asch

Assistant Examiner — Rebekah A Caruso

(74) *Attorney, Agent, or Firm* — Clause Eight IPS;
Michael Catania

(57) **CLAIM**

The ornamental design for an antenna assembly, as shown and described.

DESCRIPTION

FIG. 1 is a top plan view of an antenna assembly within a housing shown in broken lines;

FIG. 2 is a side elevation view thereof;

FIG. 3 is a side elevation view thereof;

FIG. 4 is front elevation view thereof;

FIG. 5 is a rear elevation view thereof;

FIG. 6 is a bottom plan view thereof;

FIG. 7 is a top perspective view thereof;

FIG. 8 is a top plan view of a primary carrier portion of the antenna assembly, shown in isolation for clarity of disclosure and with the housing shown in broken lines;

FIG. 9 is a side elevation view thereof;

FIG. 10 is a side elevation view thereof;

FIG. 11 is front elevation view thereof;

FIG. 12 is a rear elevation view thereof;

FIG. 13 is a bottom plan view thereof;

FIG. 14 is a top perspective view thereof;

FIG. 15 is a top plan view of a secondary carrier portion of the antenna assembly, shown in isolation for clarity of disclosure and with the housing shown in broken lines;

FIG. 16 is a side elevation view thereof;

FIG. 17 is a side elevation view thereof;

FIG. 18 is front elevation view thereof;

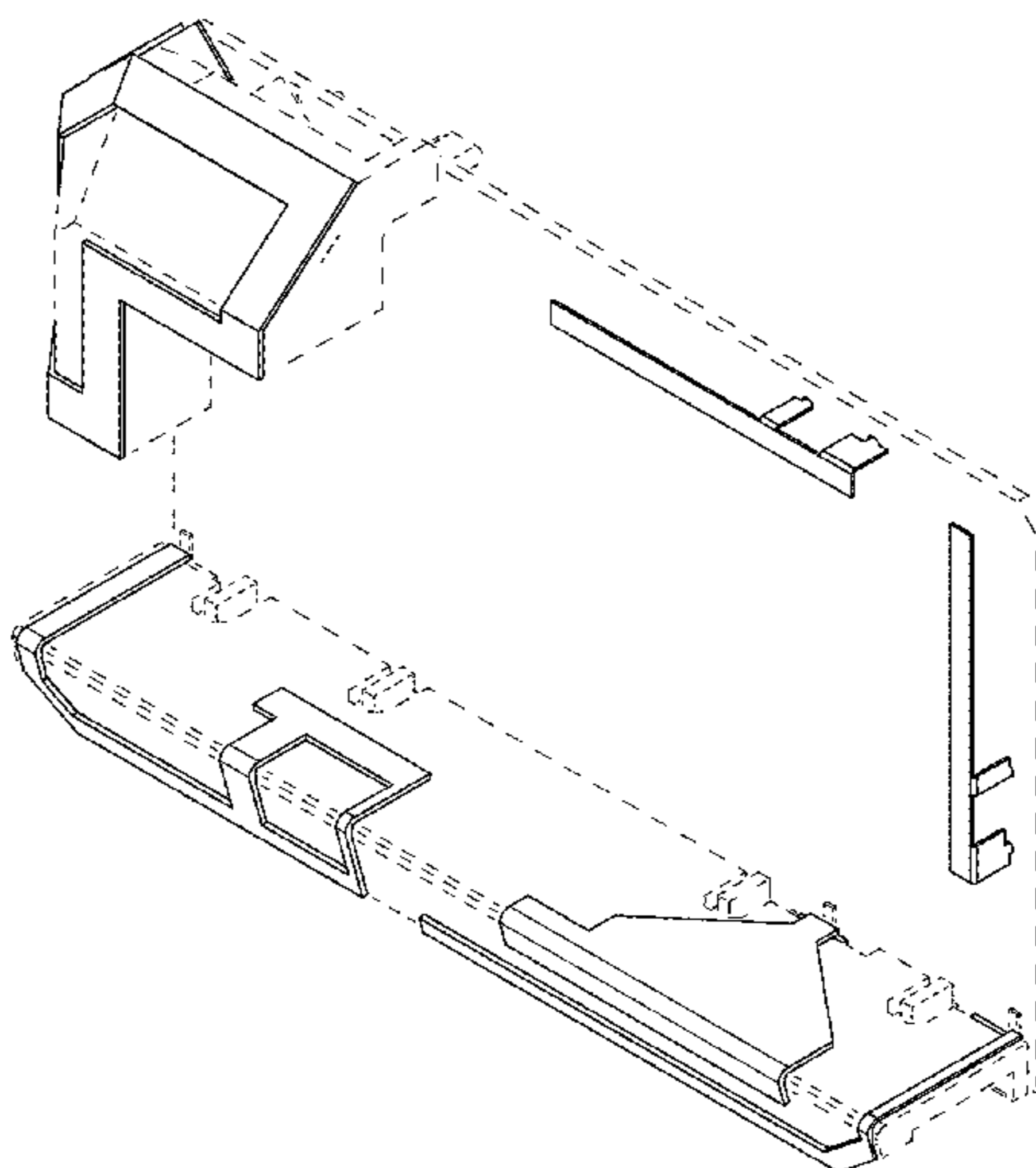
FIG. 19 is a rear elevation view thereof;

FIG. 20 is a bottom plan view thereof; and,

FIG. 21 is a top perspective view thereof.

The broken lines represent environment only and form no part of the claimed design.

1 Claim, 21 Drawing Sheets



(56)

References Cited

U.S. PATENT DOCUMENTS

7,477,195 B2	1/2009	Vance	D703,196 S	4/2014	Zheng	
D592,195 S	5/2009	Wu et al.	D706,247 S	6/2014	Zheng et al.	
7,570,215 B2	8/2009	Abramov et al.	D706,750 S	6/2014	Bringuir	
D599,334 S	9/2009	Chiang	D706,751 S	6/2014	Chang et al.	
D606,053 S	12/2009	Wu et al.	D708,602 S	7/2014	Gosalia et al.	
D607,442 S	1/2010	Su et al.	D709,053 S	7/2014	Chang et al.	
D608,769 S	1/2010	Bufe	D710,832 S	8/2014	Yang	
D612,368 S	3/2010	Yang et al.	D710,833 S	8/2014	Zheng et al.	
7,705,783 B2	4/2010	Rao et al.	8,854,265 B1	10/2014	Yang et al.	
7,729,662 B2	6/2010	Abramov et al.	D716,775 S	11/2014	Bidermann	
D621,819 S	8/2010	Tsai et al.	D747,297 S *	1/2016	He	D14/230
7,843,390 B2	11/2010	Liu	9,337,532 B2 *	5/2016	Vanjani	H01Q 1/243
D633,483 S	3/2011	Su et al.	D765,062 S *	8/2016	Zheng	D14/230
D635,127 S	3/2011	Tsai et al.	9,432,070 B2	8/2016	Mercer	
7,907,971 B2	3/2011	Salo et al.	D768,116 S *	10/2016	Zheng	D14/230
D635,560 S	4/2011	Tsai et al.	D778,882 S *	2/2017	Zheng	D14/230
D635,963 S	4/2011	Poddaturi	D792,871 S *	7/2017	Zheng	D14/230
D635,964 S	4/2011	Poddaturi	D793,997 S *	8/2017	Poddaturi	D14/230
D635,965 S	4/2011	Mi et al.	D795,848 S *	8/2017	Zheng	D14/230
D636,382 S	4/2011	Poddaturi	D799,453 S *	10/2017	Chang	D14/230
7,965,242 B2	6/2011	Abramov et al.	9,912,043 B1 *	3/2018	Yang	H01Q 1/24
D649,962 S	12/2011	Tseng et al.	D815,072 S *	4/2018	Chang	D14/230
D651,198 S	12/2011	Mi et al.	D819,610 S *	6/2018	Zheng	D14/230
D654,059 S	2/2012	Mi et al.	D823,285 S *	7/2018	Montgomery	D14/230
D654,060 S	2/2012	Ko et al.	D824,885 S *	8/2018	Gosalia	D14/230
D658,639 S	5/2012	Huang et al.	D824,886 S *	8/2018	Gosalia	D14/230
D659,129 S	5/2012	Mi et al.	10,103,427 B1 *	10/2018	Yang	H01Q 1/24
D659,685 S	5/2012	Huang et al.	D840,986 S *	2/2019	Zheng	D14/230
D659,688 S	5/2012	Huang et al.	D842,280 S *	3/2019	Montgomery	D14/230
8,175,036 B2	5/2012	Visuri et al.	D846,535 S *	4/2019	Gosalia	D14/230
8,184,601 B2	5/2012	Abramov et al.	2002/0003499 A1	1/2002	Kouam et al.	
D662,916 S	7/2012	Huang et al.	2004/0222936 A1	11/2004	Hung et al.	
8,248,970 B2	8/2012	Abramov et al.	2005/0073462 A1	4/2005	Lin et al.	
D671,097 S	11/2012	Mi et al.	2005/0190108 A1	9/2005	Lin et al.	
8,310,402 B2	11/2012	Yang	2006/0208900 A1	9/2006	Tavassoli Hozouri	
D676,429 S	2/2013	Gosalia et al.	2007/0030203 A1	2/2007	Tsai et al.	
D678,255 S	3/2013	Ko et al.	2008/0136711 A1 *	6/2008	Lai	H01Q 1/243 343/700 MS
8,423,084 B2	4/2013	Abramov et al.	2008/0150829 A1	6/2008	Lin et al.	
D684,565 S	6/2013	Wei	2009/0002244 A1	1/2009	Woo	
D685,352 S	7/2013	Wei	2009/0058739 A1	3/2009	Konishi	
D685,772 S	7/2013	Zheng et al.	2009/0135072 A1	5/2009	Ke et al.	
D686,600 S	7/2013	Yang	2009/0262028 A1	10/2009	Murnbru et al.	
D689,474 S	9/2013	Yang et al.	2010/0188297 A1	7/2010	Chen et al.	
D692,870 S	11/2013	He	2010/0309067 A1	12/2010	Tsou et al.	
D694,738 S	12/2013	Yang	2011/0006950 A1	1/2011	Park et al.	
D695,279 S	12/2013	Yang et al.	2011/0043408 A1 *	2/2011	Shi	H01Q 1/48 343/700 MS
D695,280 S	12/2013	Yang et al.	2012/0038514 A1	2/2012	Bang	
8,654,030 B1	2/2014	Mercer	2012/0229348 A1	9/2012	Chiang	
D703,195 S	4/2014	Zheng	2012/0242546 A1	9/2012	Hu et al.	

* cited by examiner

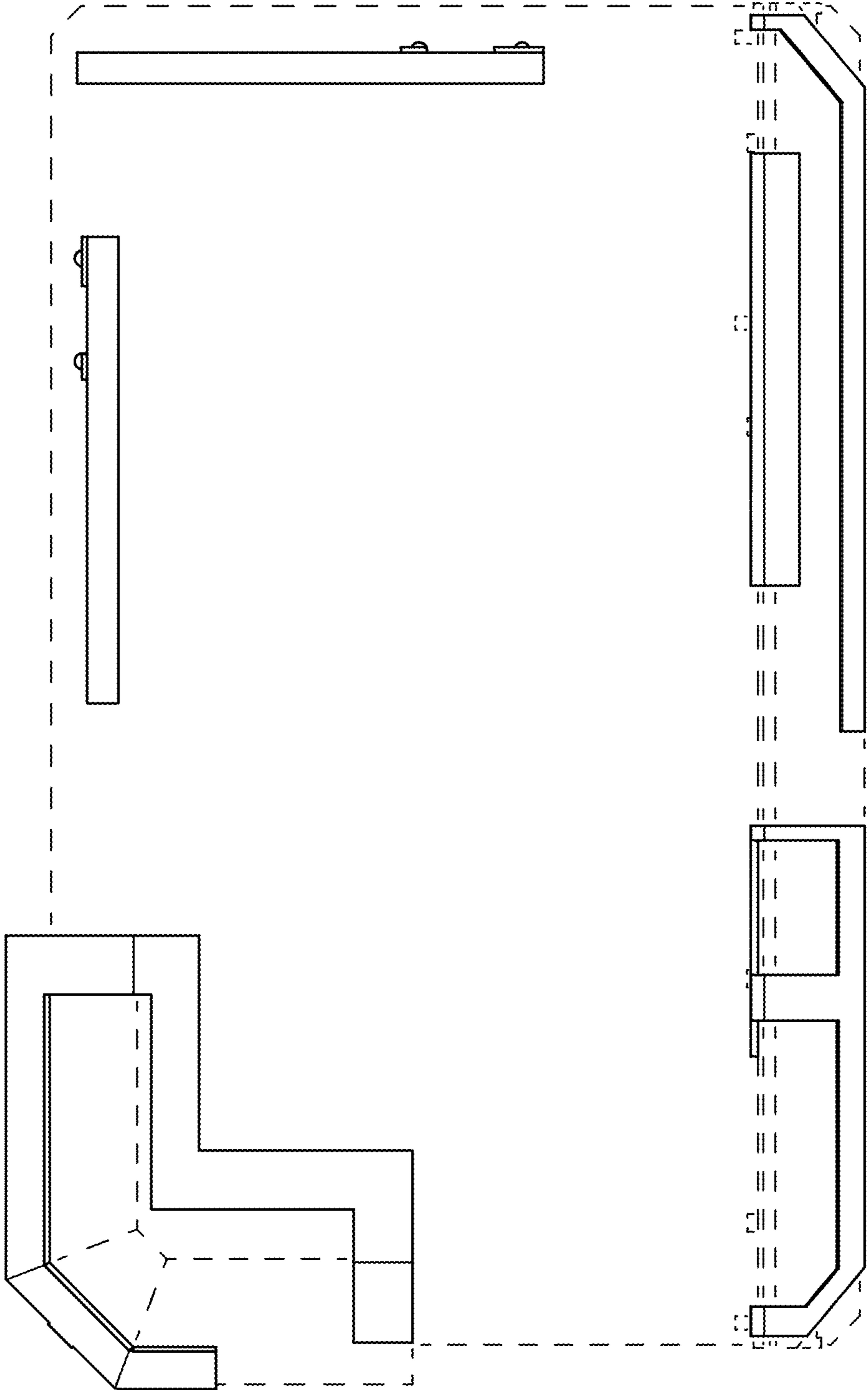


FIG. 1

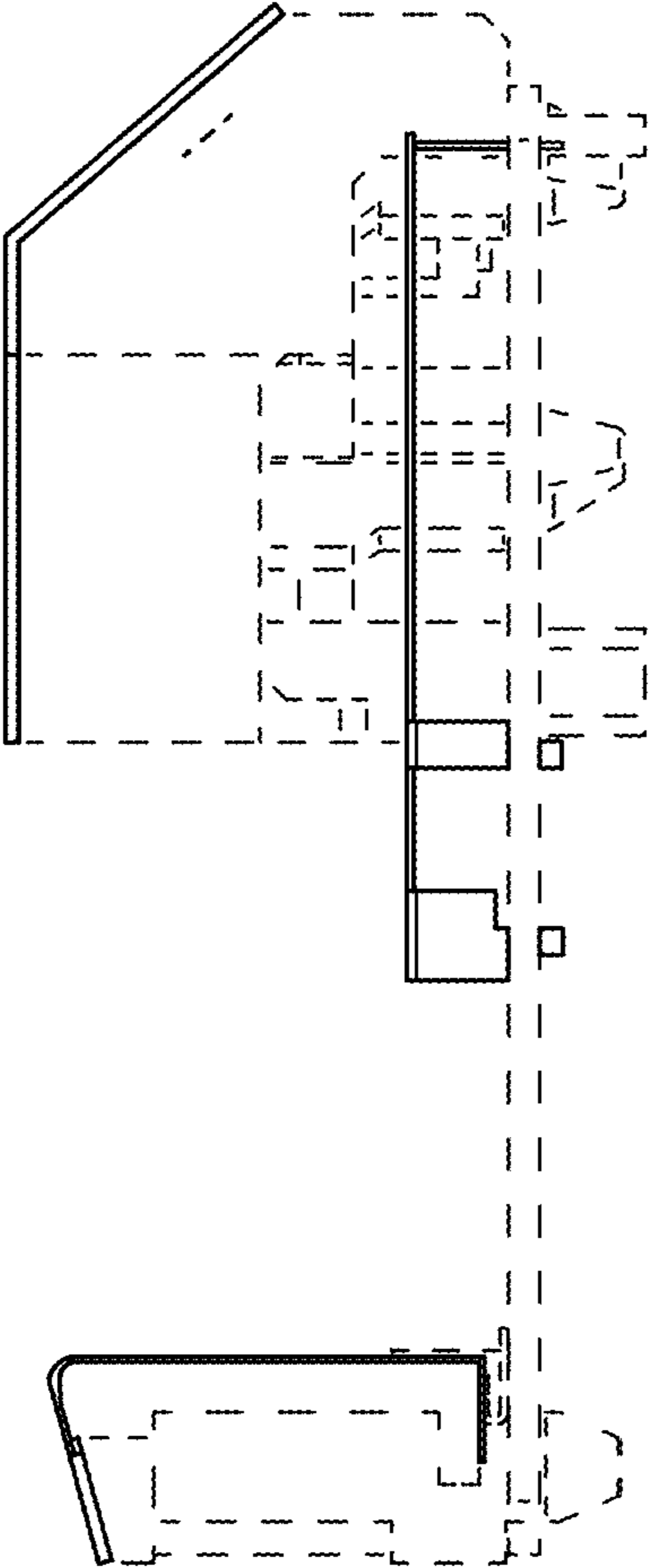


FIG. 2

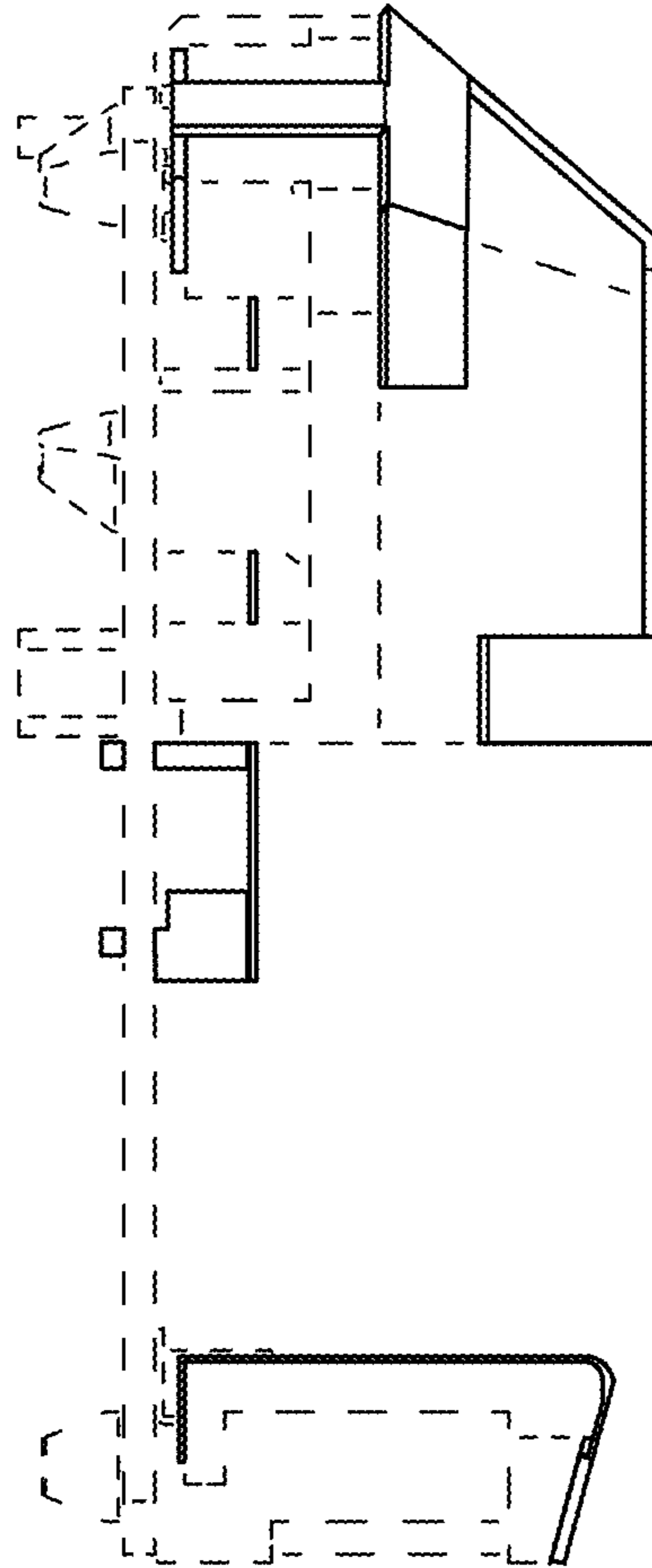


FIG. 3

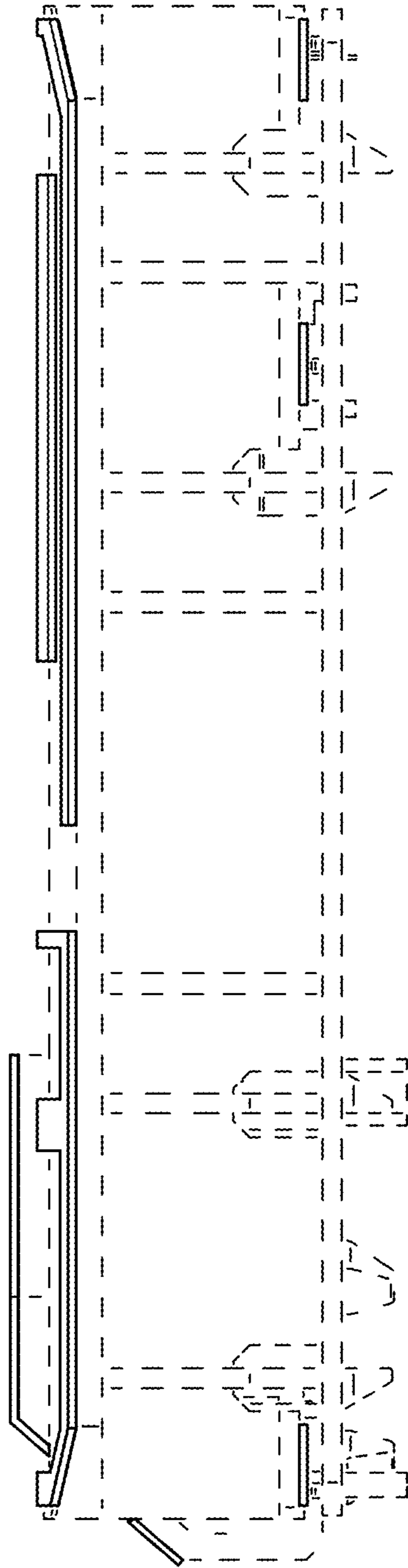


FIG. 4

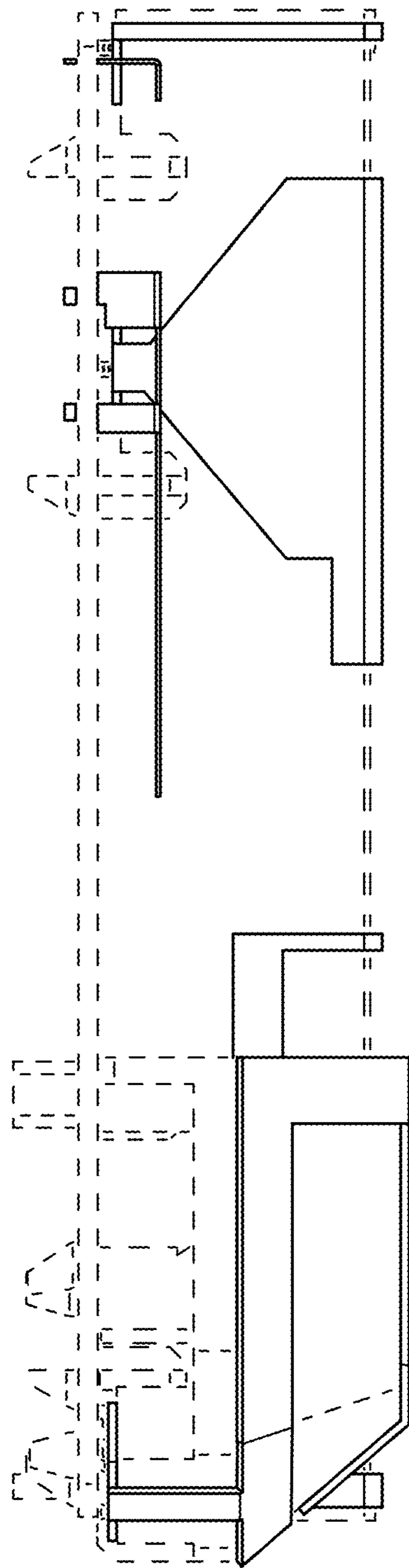


FIG. 5

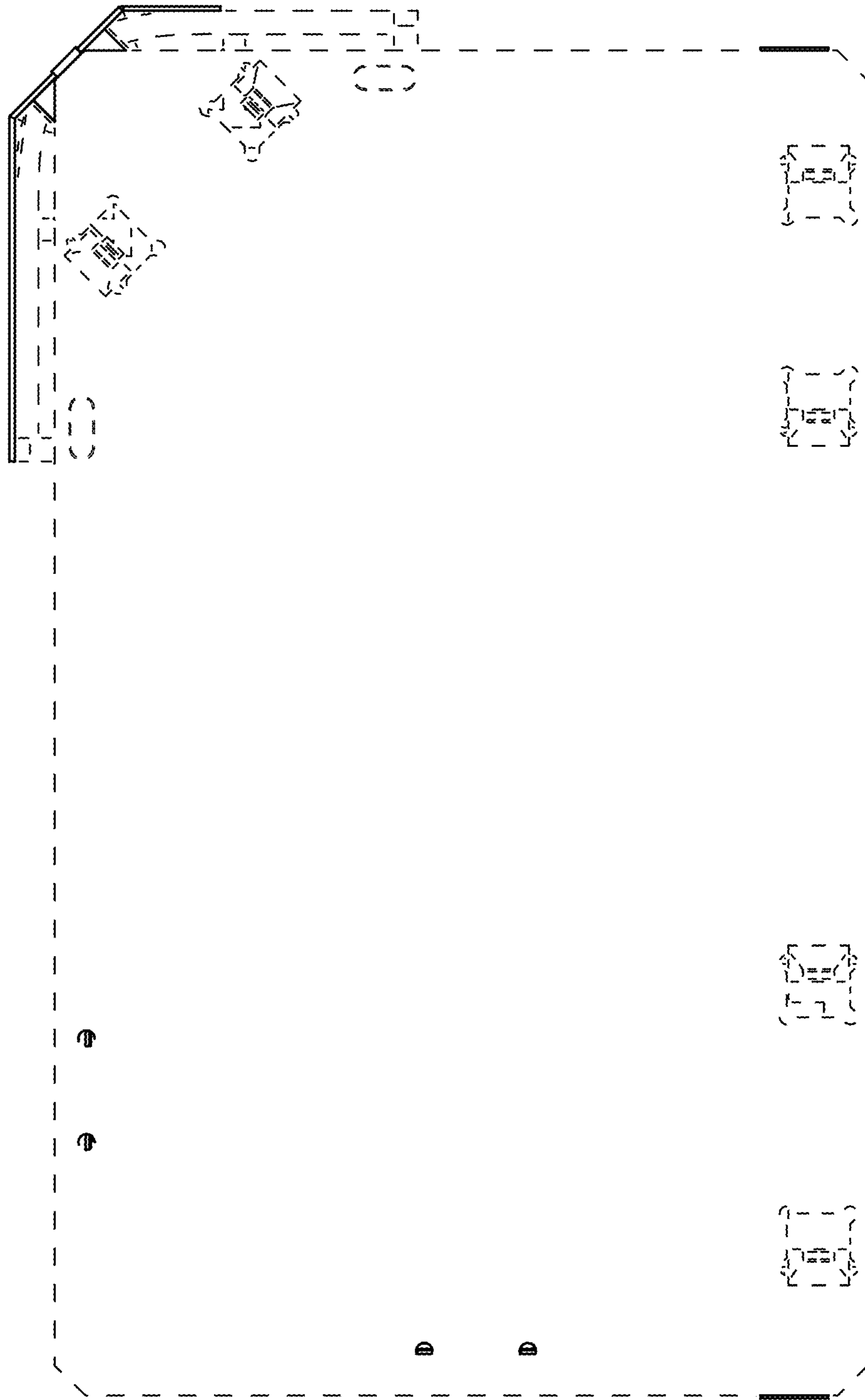


FIG. 6

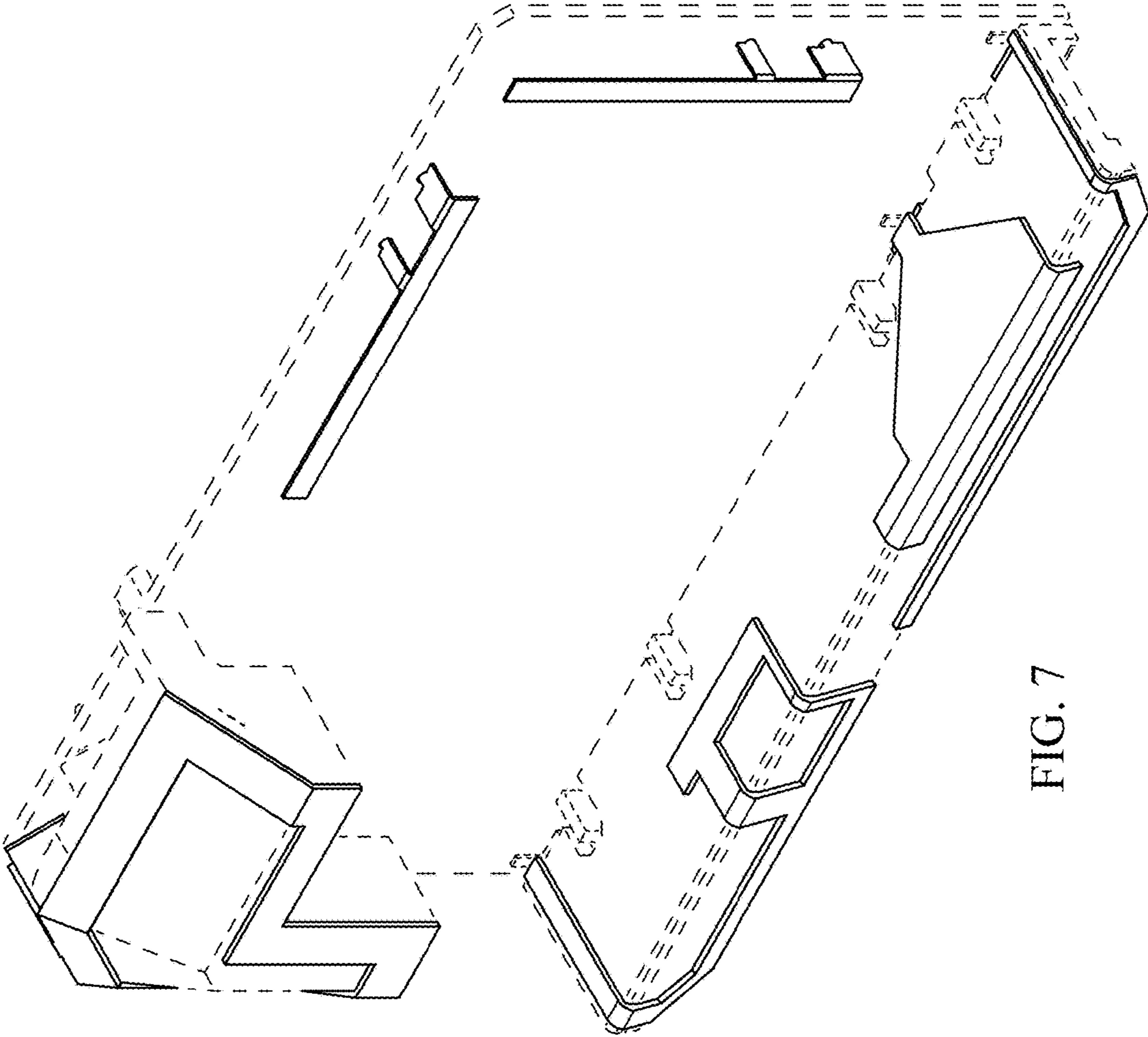


FIG. 7

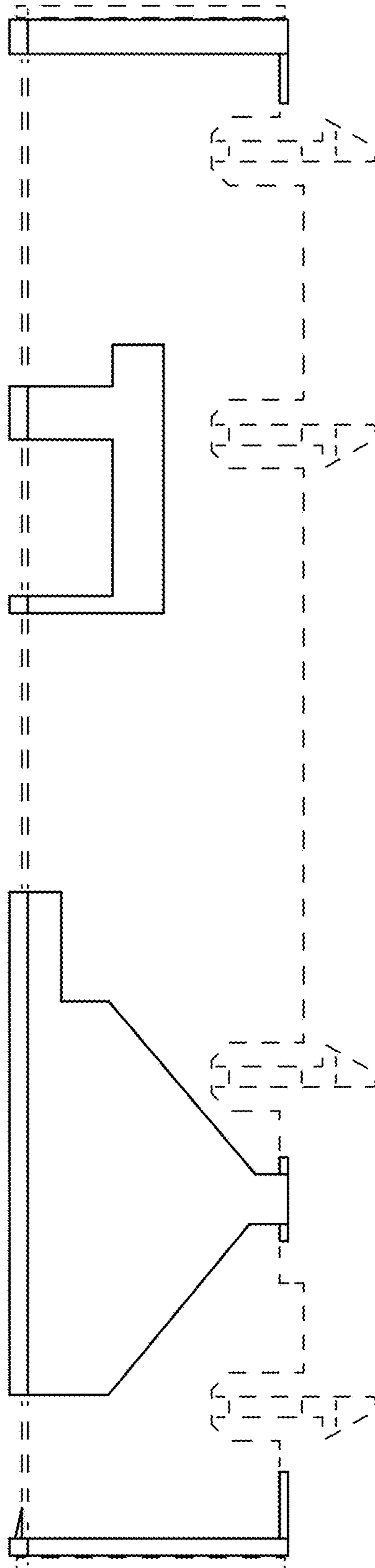


FIG. 8



FIG. 9

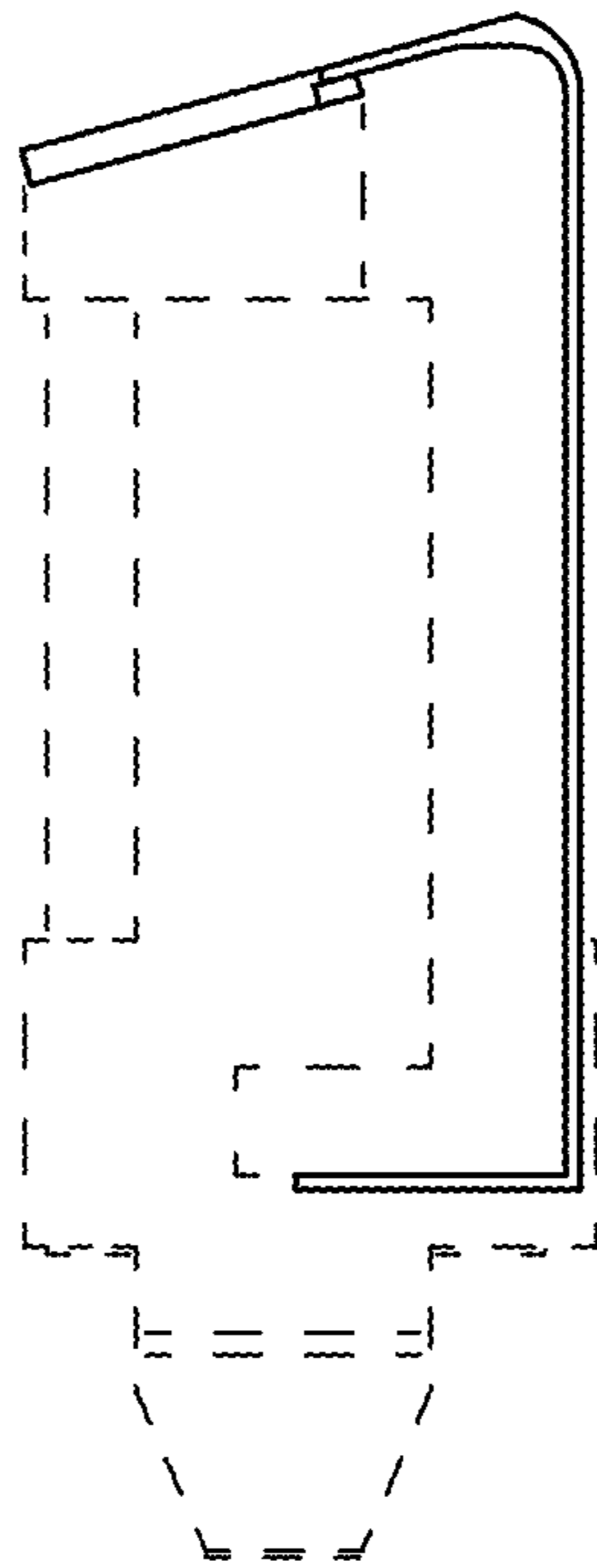


FIG. 10

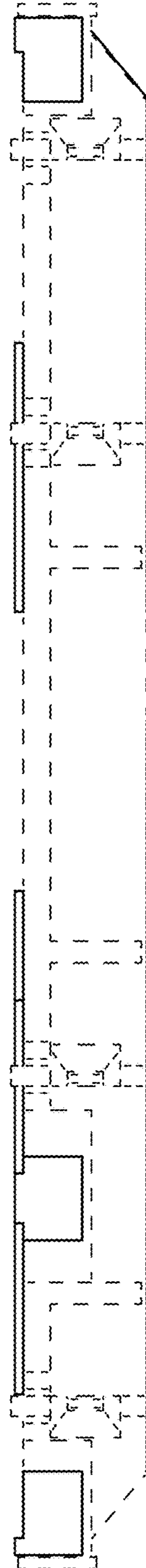


FIG. 11

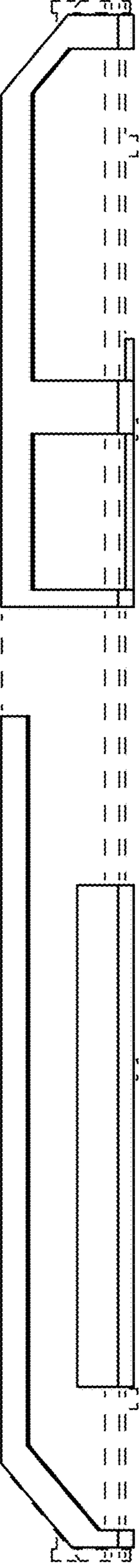


FIG. 12

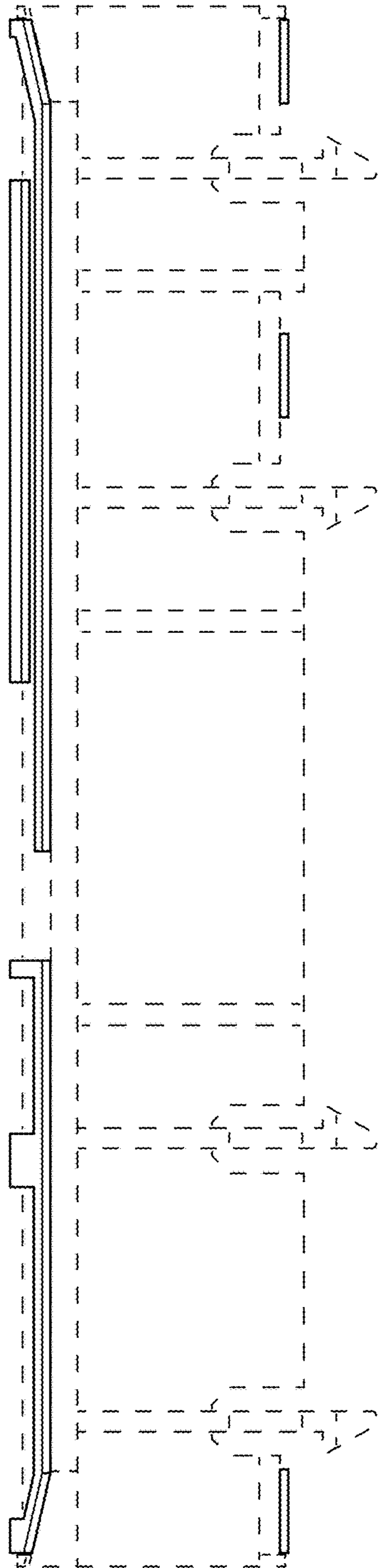


FIG. 13

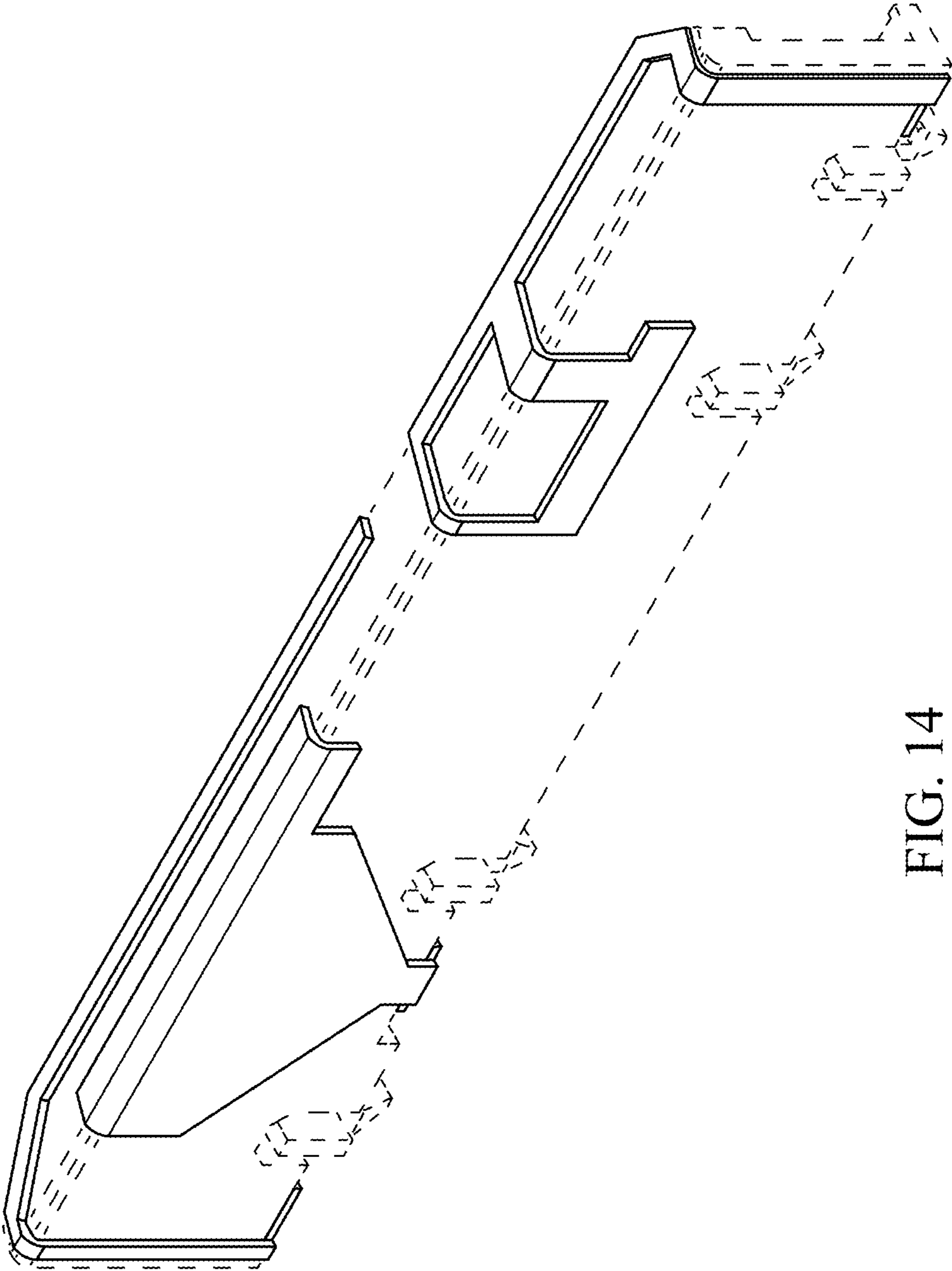


FIG. 14

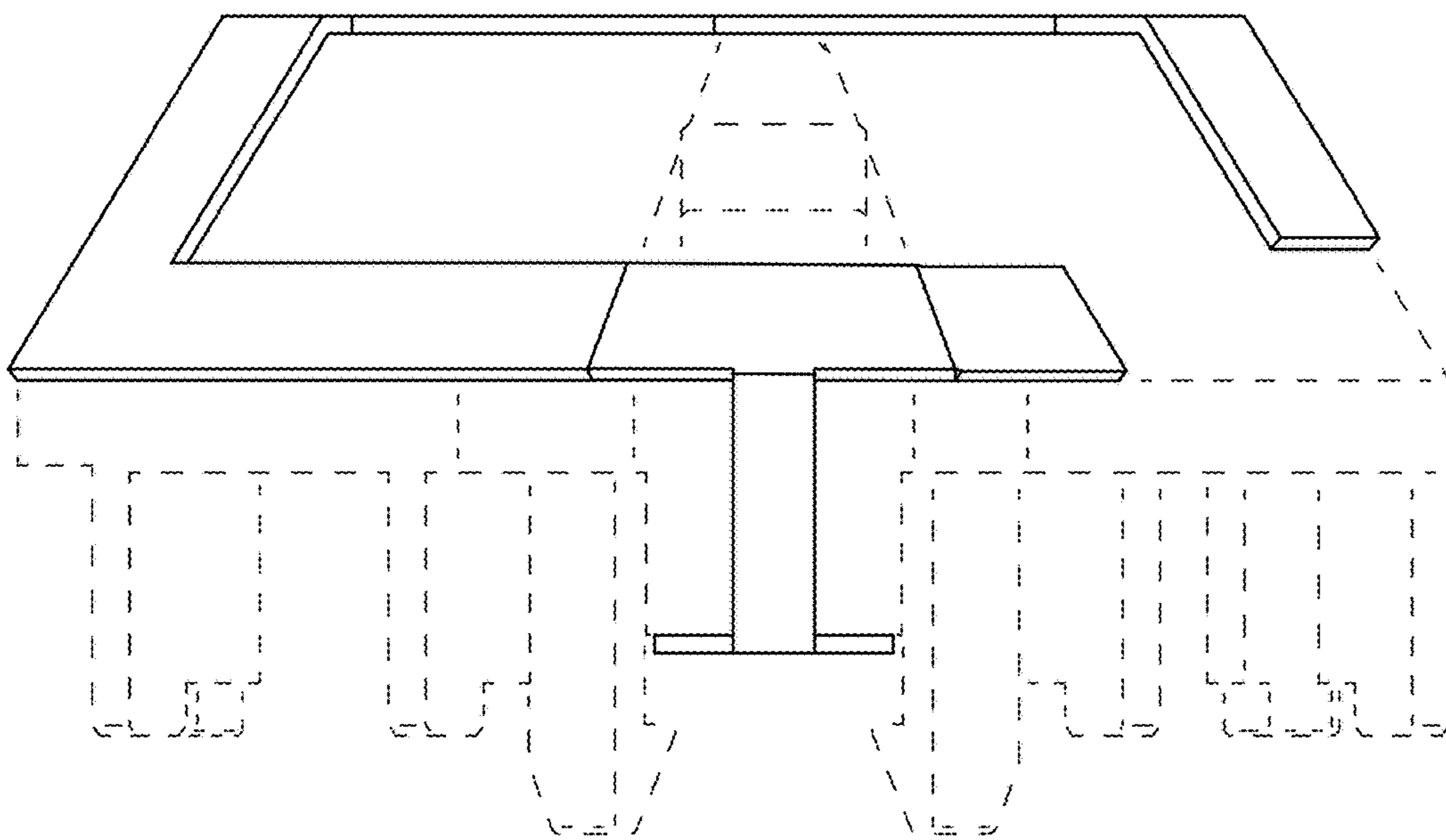


FIG. 15

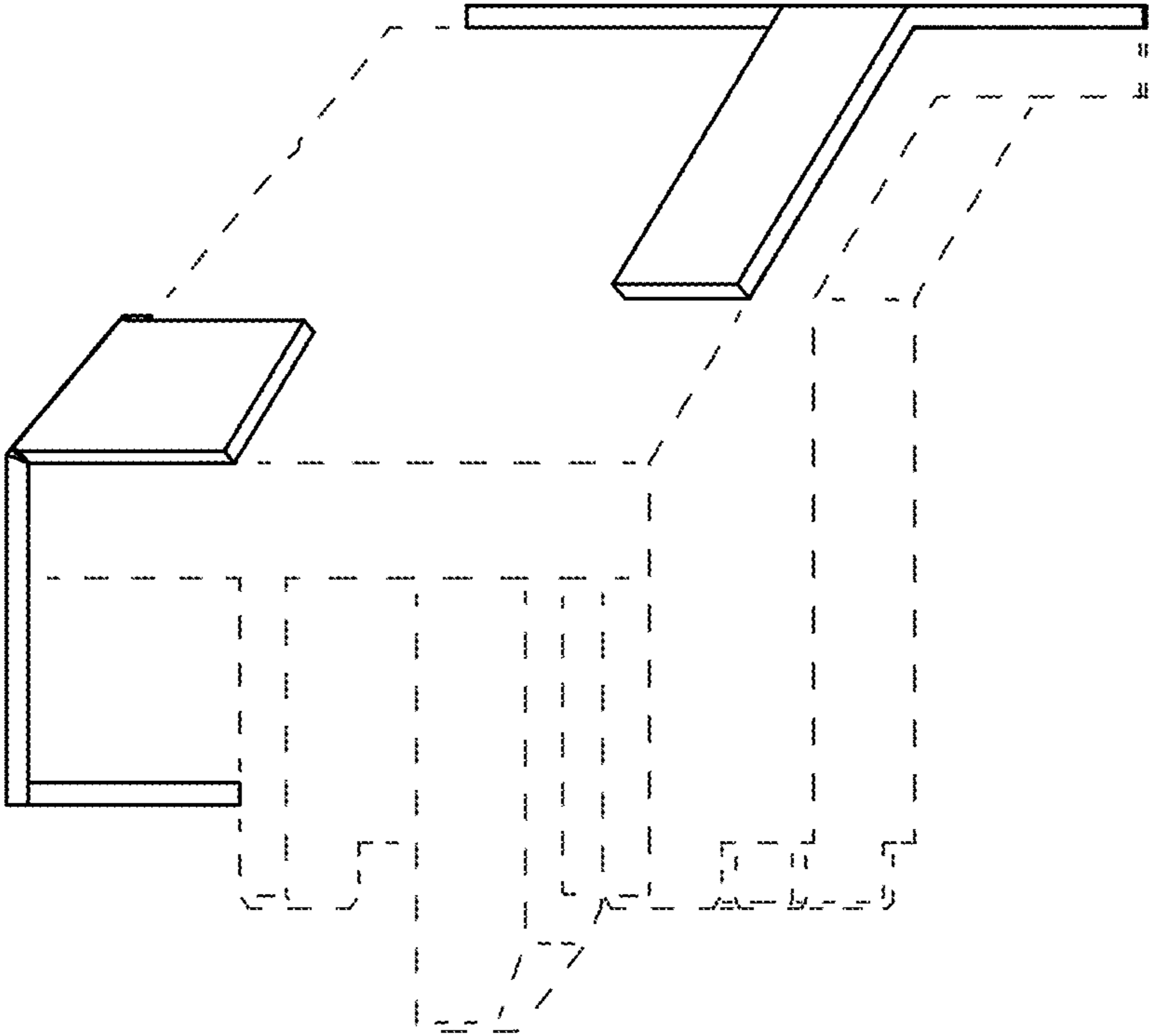


FIG. 16

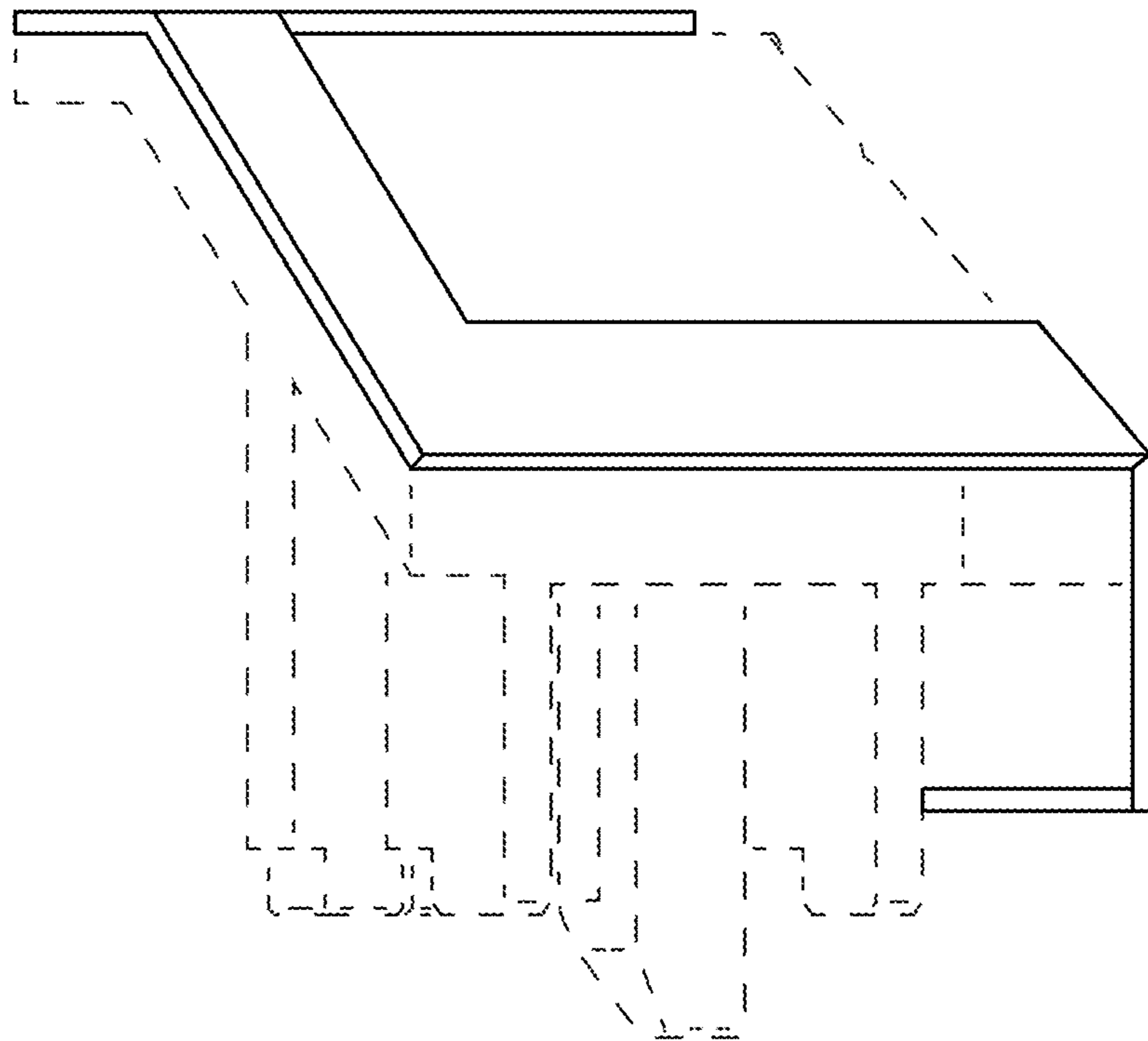


FIG. 17

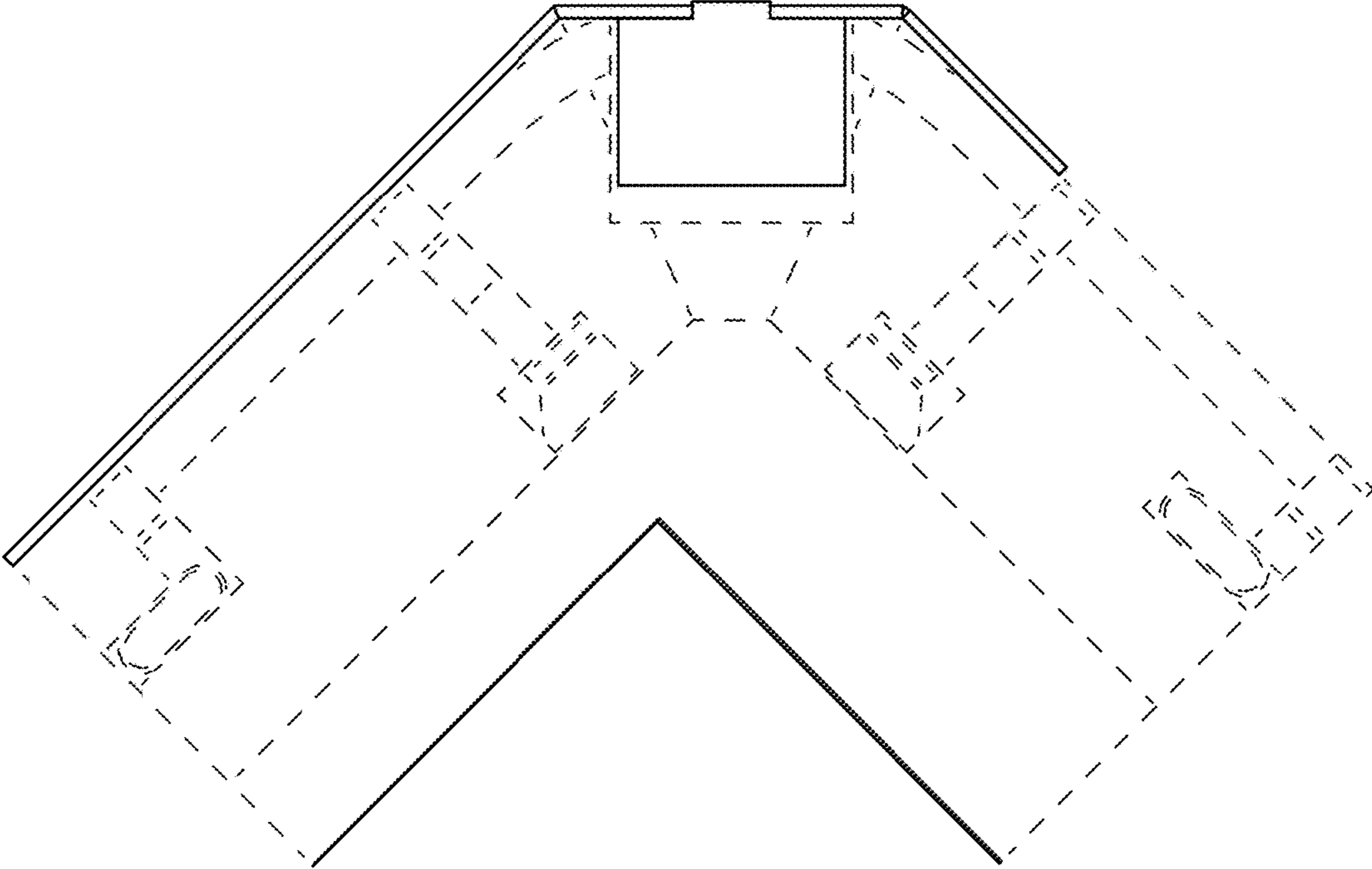


FIG. 18

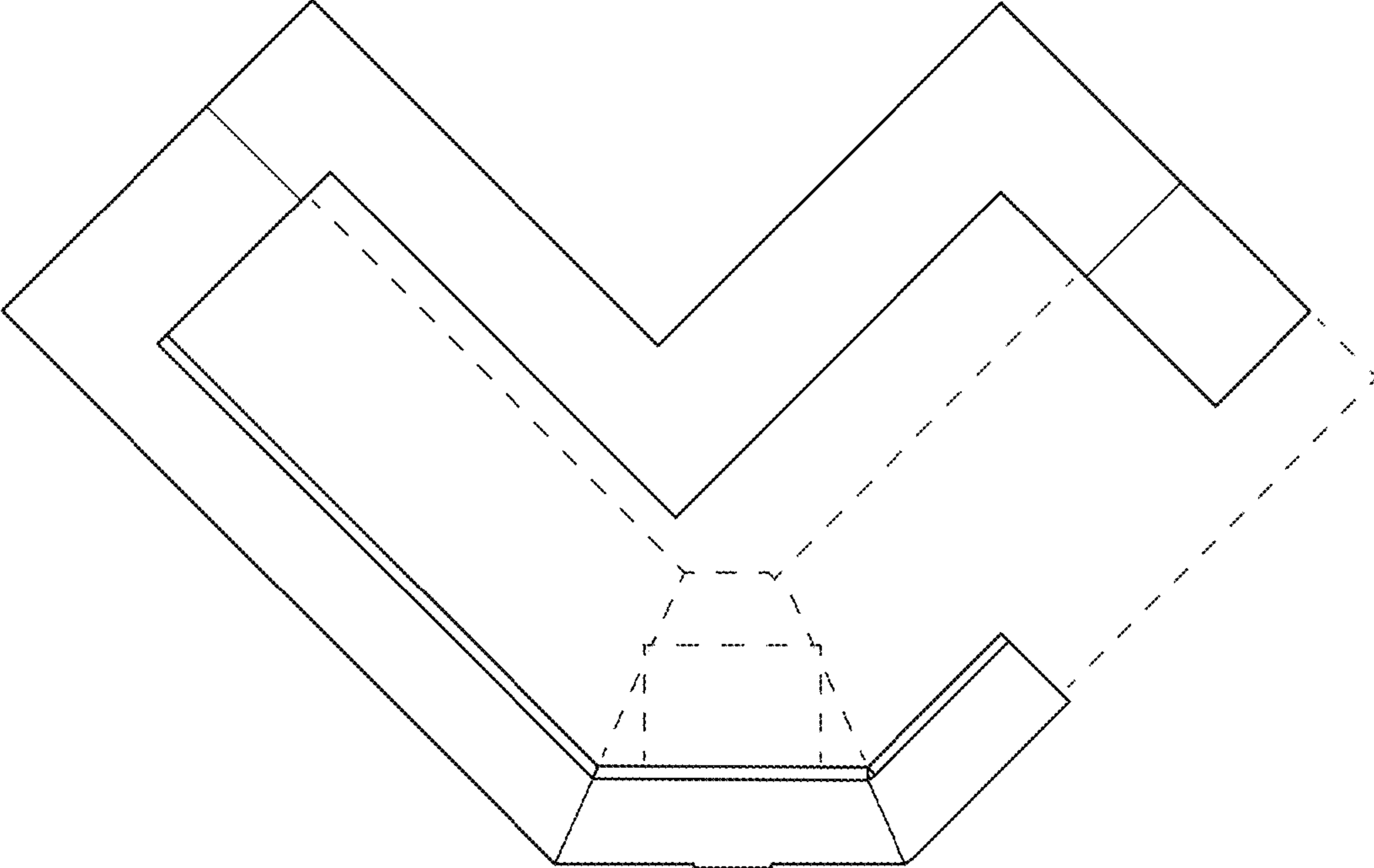


FIG. 19

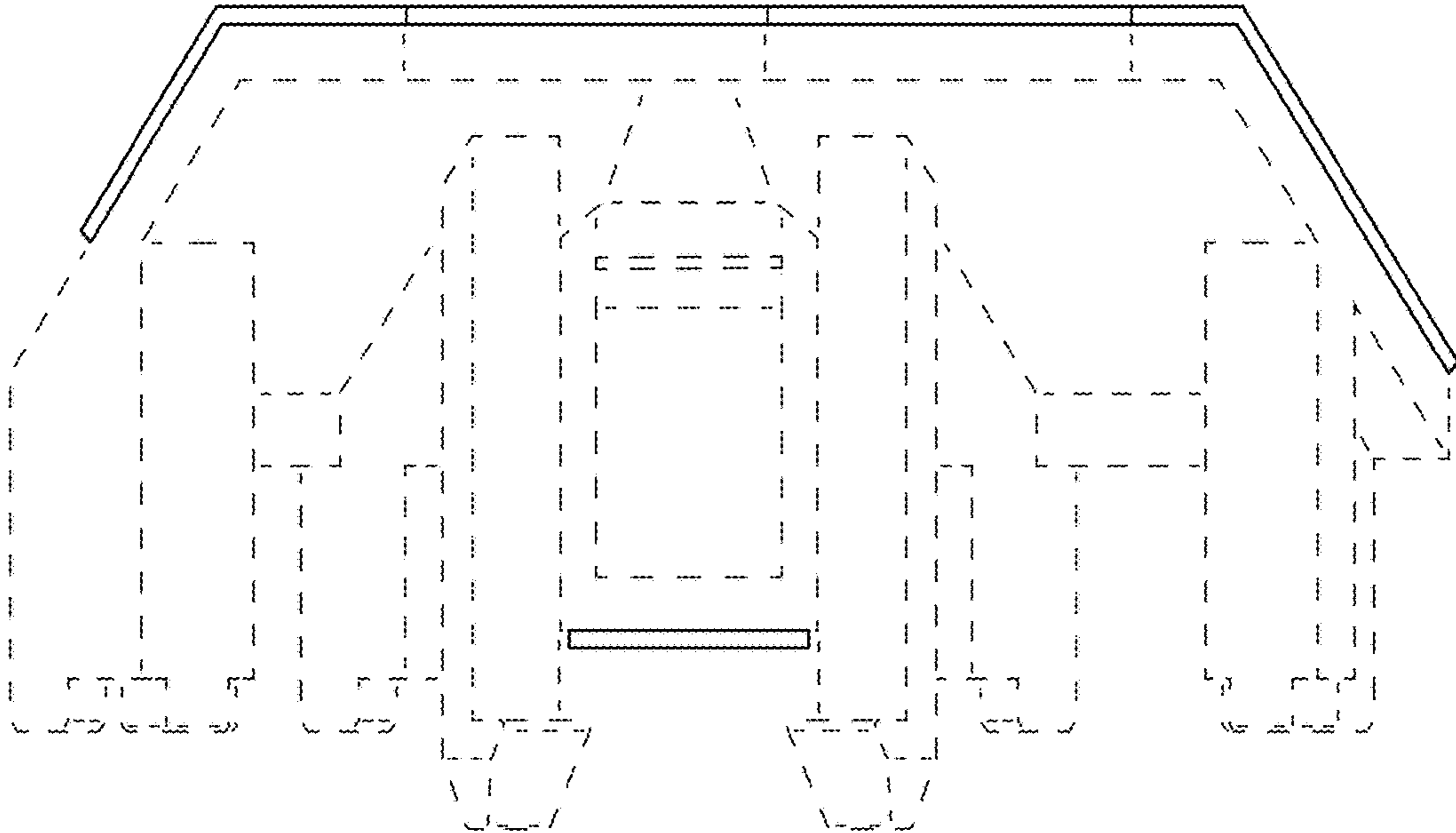


FIG. 20

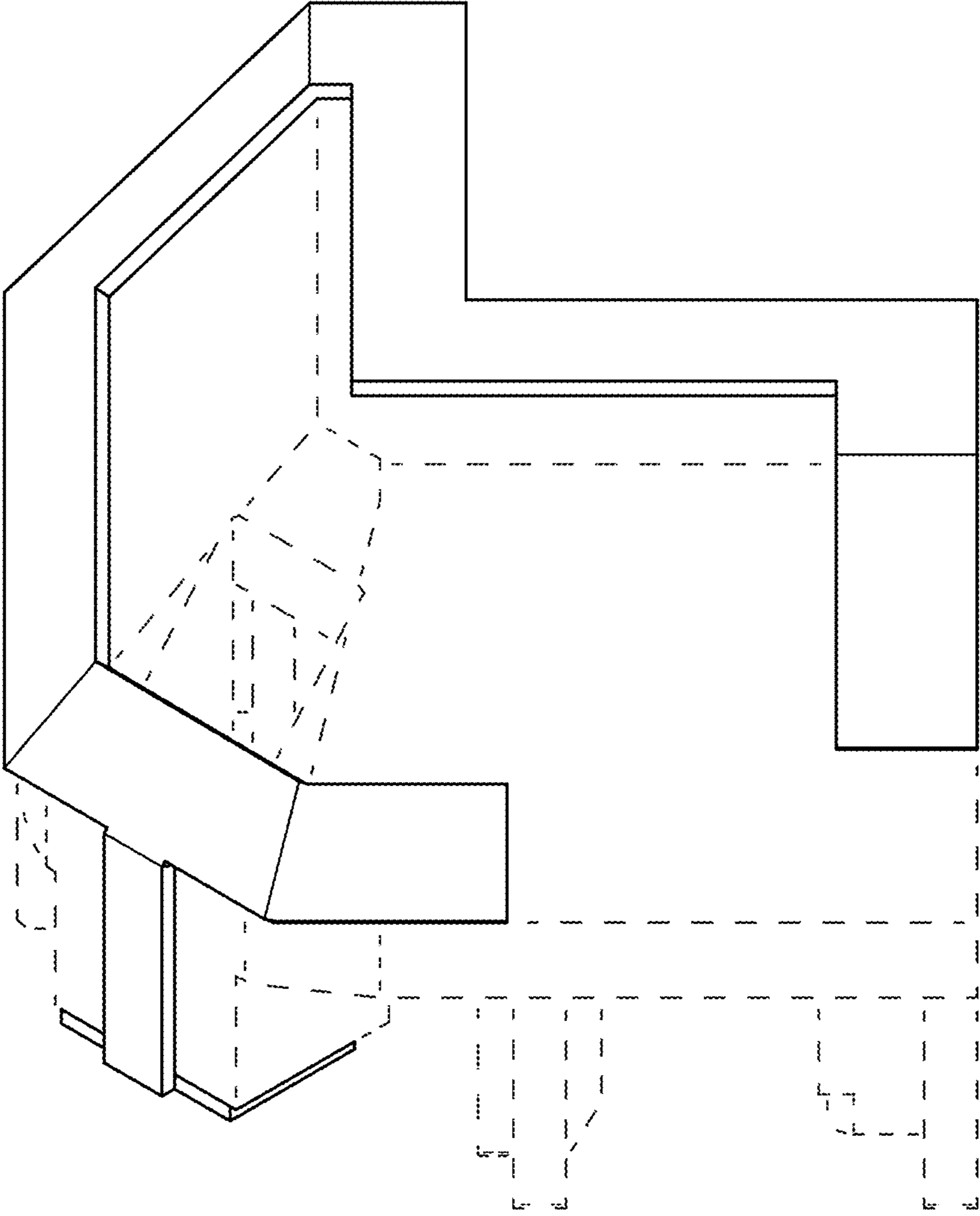


FIG. 21