



US00D863259S

(12) **United States Design Patent**  
**Alexander**

(10) **Patent No.:** **US D863,259 S**

(45) **Date of Patent:** **\*\* \*Oct. 15, 2019**

(54) **LOUDSPEAKER**

(71) Applicant: **Eric Jay Alexander**, Orem, UT (US)

(72) Inventor: **Eric Jay Alexander**, Orem, UT (US)

(\*) Notice: This patent is subject to a terminal disclaimer.

(\*\*) Term: **15 Years**

(21) Appl. No.: **29/604,309**

(22) Filed: **May 17, 2017**

(51) **LOC (12) Cl.** ..... **14-01**

(52) **U.S. Cl.**

USPC ..... **D14/222**; D14/215

(58) **Field of Classification Search**

USPC ..... D14/167, 168, 170–172, 188, 194–196,  
D14/204, 209.1, 210–216, 219, 221, 222,  
D14/224, 239, 496

CPC ..... B60R 11/0217; G06F 1/1688; G10K 9/22;  
G10K 11/004; H03F 1/327; H04M 1/03;  
H04M 1/035; H04N 5/642; H04N  
21/4852; H04R 1/02; H04R 1/06; H04R  
1/021; H04R 1/025; H04R 1/026; H04R  
1/028; H04R 1/105; H04R 1/323; H04R  
1/403; H04R 1/2803; H04R 1/2834;  
H04R 5/02; H04R 7/20; H04R 9/06;  
H04R 9/025; H04R 2201/021; H04R  
2400/00; H04R 2400/07; H04R 2499/11;  
H04R 2499/13; H04R 2499/15; H04S  
3/00; H04S 7/30

See application file for complete search history.

(56) **References Cited**

U.S. PATENT DOCUMENTS

D476,641 S \* 7/2003 Castro ..... H04R 1/26  
D14/214

D645,024 S \* 9/2011 Behar ..... D14/214  
D731,462 S \* 6/2015 Behar ..... D14/214  
D738,352 S \* 9/2015 Alexander ..... D14/215  
D813,840 S \* 3/2018 Rabinowitz ..... D14/215  
D834,558 S \* 11/2018 Klosowski ..... D14/210  
2018/0338203 A1\* 11/2018 Alexander ..... H04R 1/26

\* cited by examiner

*Primary Examiner* — Keli L Hill

(74) *Attorney, Agent, or Firm* — Kirton McConkie; Adam D. Stevens


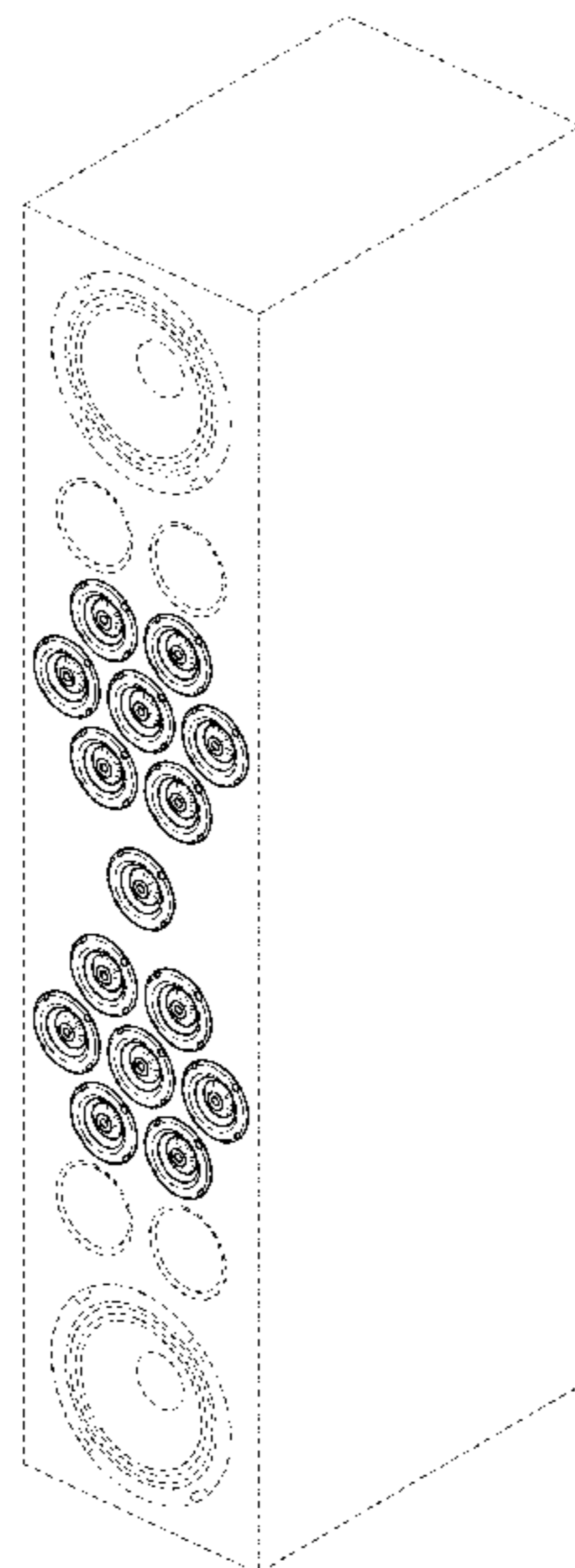
(57) **CLAIM**

The ornamental design for a loudspeaker, as shown and described.

**DESCRIPTION**

FIG. 1 is a perspective view of a loudspeaker incorporating the design of the invention;  
FIG. 2 is a front view thereof;  
FIG. 3 is a back view thereof;  
FIG. 4 is a left-side view thereof;  
FIG. 5 is a right-side view thereof;  
FIG. 6 is a top view thereof;  
FIG. 7 is a bottom view thereof;  
FIG. 8 is a perspective view of an alternate embodiment of a loudspeaker incorporating the design of the invention;  
FIG. 9 is a perspective view of an alternate embodiment of a loudspeaker incorporating the design of the invention; and,  
FIG. 10 is a perspective view of an alternate embodiment of a loudspeaker incorporating the design of the invention.

**1 Claim, 6 Drawing Sheets**






FIG. 1

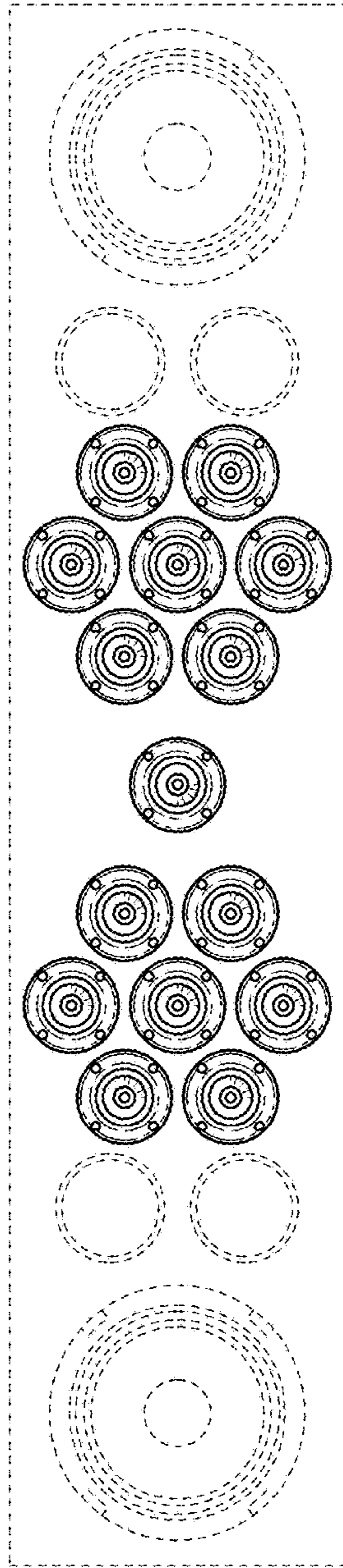


FIG. 2

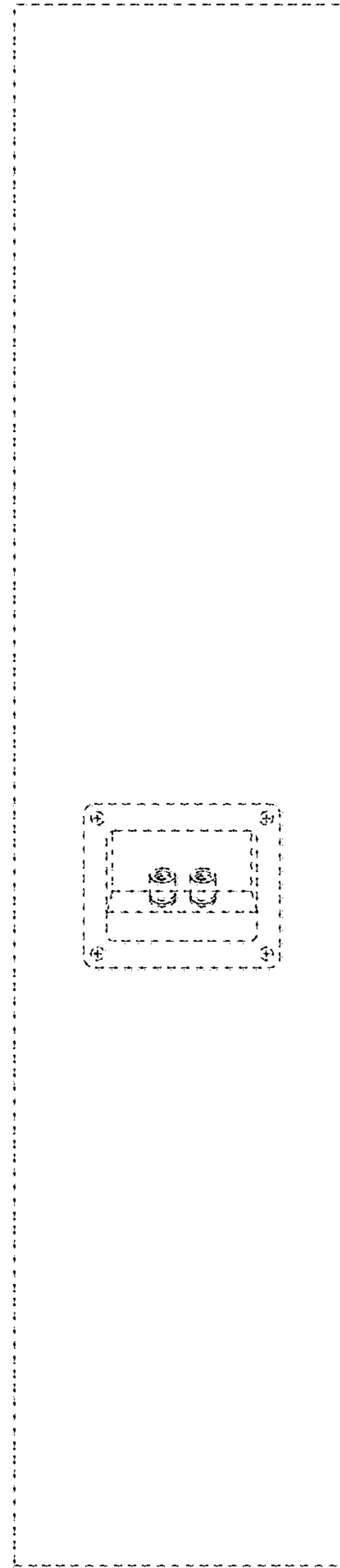


FIG. 3




FIG. 4




FIG. 5




FIG. 6




FIG. 7




FIG. 8

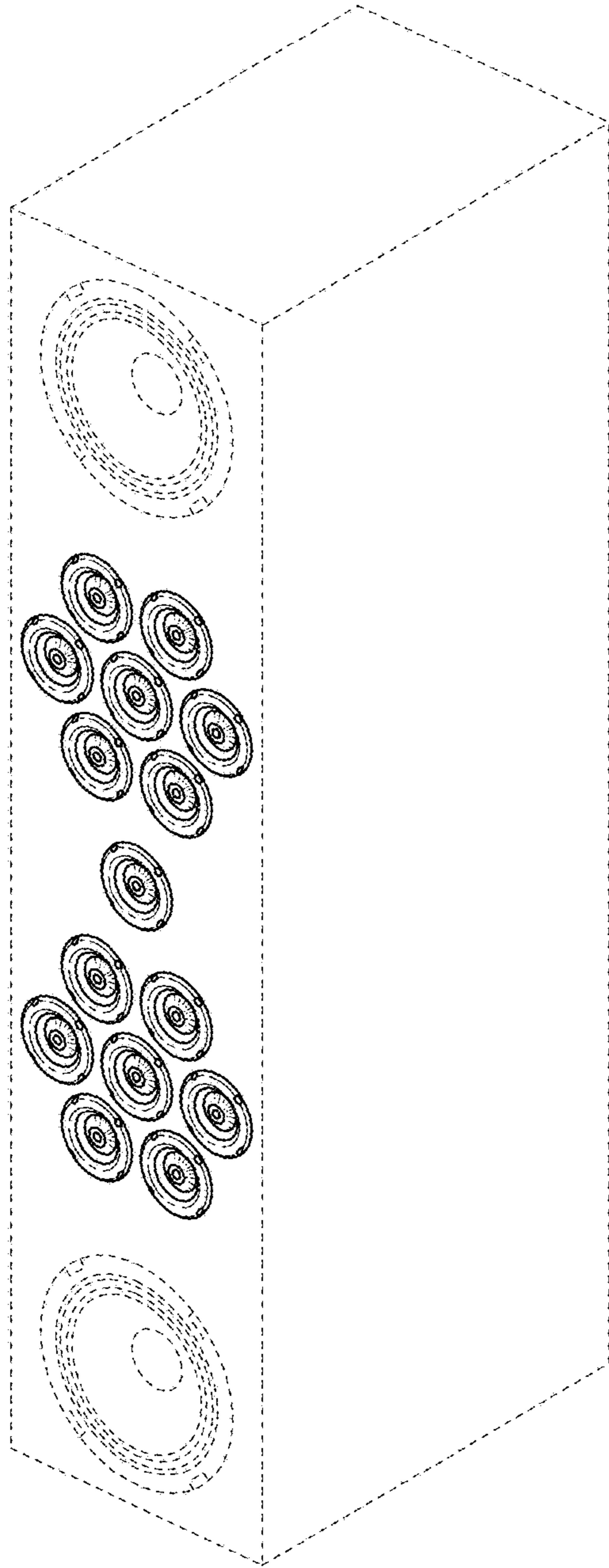


FIG. 9

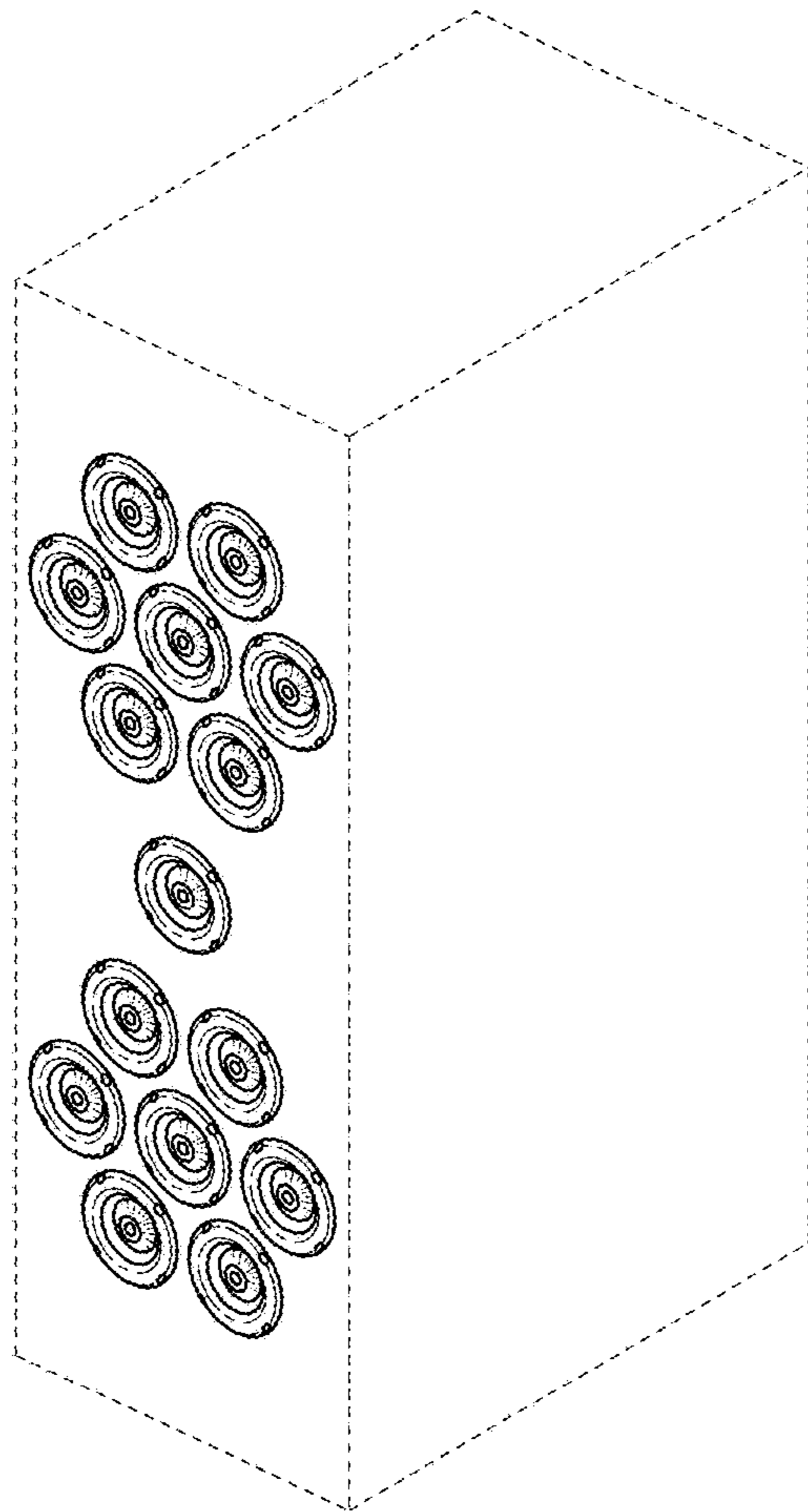


FIG. 10