

US00D863213S

(12) **United States Design Patent** (10) **Patent No.:** **US D863,213 S**
Baranger et al. (45) **Date of Patent:** **** Oct. 15, 2019**

(54) **TIRE TREAD**

(71) Applicant: **COMPAGNIE GENERALE DES
ETABLISSEMENTS MICHELIN,**
Clermont-Ferrand (FR)

(72) Inventors: **Eddy Baranger,** Clermont-Ferrand
(FR); **Benoit Buffetaud,**
Clermont-Ferrand (FR); **Carlos-Manuel
Dos-Santos,** Clermont-Ferrand (FR)

(73) Assignee: **Compagnie Generale Des
Etablissements Michelin** (FR)

(**) Term: **15 Years**

(21) Appl. No.: **29/637,583**

(22) Filed: **Feb. 20, 2018**

(30) **Foreign Application Priority Data**

Aug. 29, 2017 (FR) 2017-3877

(51) **LOC (12) Cl.** **12-15**

(52) **U.S. Cl.**
USPC **D12/587**

(58) **Field of Classification Search**
USPC D12/547, 548, 549, 550, 582, 583, 584,
D12/585, 586, 587, 589
CPC B60C 11/0302; B60C 11/0306; B60C
2011/0313; B60C 2011/0344; B60C
2011/0346
See application file for complete search history.

(56) **References Cited**

U.S. PATENT DOCUMENTS

- D115,851 S 7/1939 Hower
- D117,660 S 11/1939 Allen
- D119,184 S 2/1940 Lee

- D120,932 S 6/1940 Holland
- D121,886 S 8/1940 Anderson
- D127,334 S 2/1941 Thacher
- D126,858 S 4/1941 Thacher
- 2,260,193 A 10/1941 Overman
- D149,662 S 5/1948 Nellen
- D151,886 S 11/1948 Hardeman et al.
- D168,504 S 12/1952 Hawkinson
- D173,877 S * 1/1955 Nellen D12/589
- D207,619 S 5/1967 Hunter
- D288,914 S 3/1987 Hinkel
- D313,782 S 1/1991 Hazama
- D340,898 S 11/1993 Kuroda
- D367,447 S 2/1996 Hammond
- D384,621 S 10/1997 Coleman, Jr.
- D388,031 S 12/1997 Loeffler
- D456,770 S 5/2002 Young
- D472,202 S 3/2003 Gillard

(Continued)

Primary Examiner — Robert M. Spear

(74) *Attorney, Agent, or Firm* — Dickinson Wright PLLC

(57) **CLAIM**

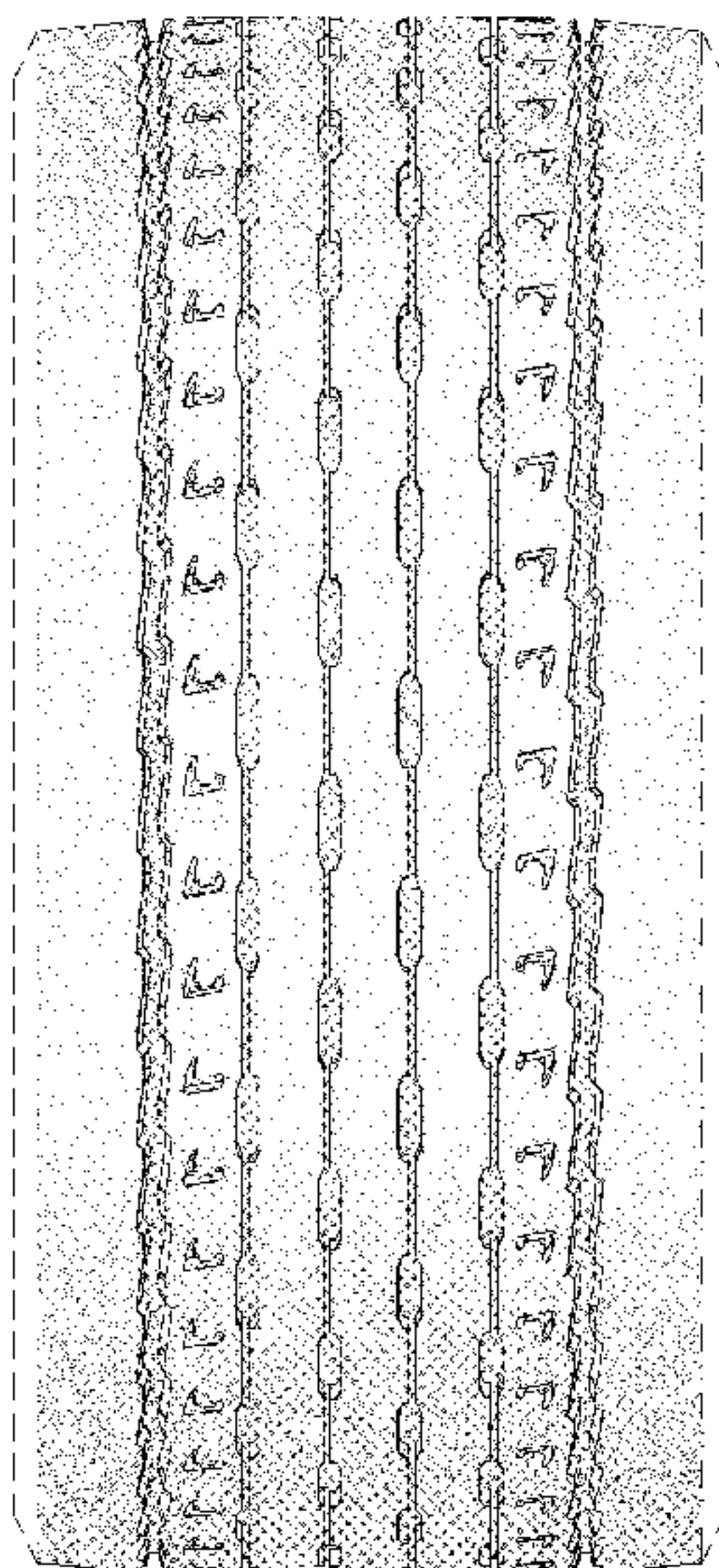
The ornamental design for a tire tread, as shown and described.

DESCRIPTION

FIG. 1 is a perspective view of the tire tread of our design; FIG. 2 is a front elevation view of the tire tread of our design; FIG. 3 is a side elevation view of the tire tread of our design; FIG. 4 is a side elevation view of the tire tread of our design, taken from the opposite side of that shown in FIG. 3; and, FIG. 5 is an enlarged, partial view of the tire tread of FIG. 1, as indicated by the break lines.

In the drawings, the broken line disclosure depicts environmental subject matter and forms no part of the claimed design. The dash-dot-dot-dash lines represent the boundaries of the claim.

1 Claim, 5 Drawing Sheets



(56)

References Cited

U.S. PATENT DOCUMENTS

D500,472 S 1/2005 Campana
D554,577 S 11/2007 Miyazaki
D559,170 S 1/2008 Fukunaga
D584,217 S 1/2009 Scheuren
D584,681 S 1/2009 Shimada
D588,530 S 3/2009 Shondel
D597,479 S 8/2009 Scharis
D602,423 S 10/2009 Westaway
D614,122 S 4/2010 Seibert
D620,879 S 8/2010 Westaway
D637,145 S * 5/2011 Lippert D12/589
D644,600 S 9/2011 Nicolas
D647,464 S 10/2011 Scharis
D652,785 S 1/2012 Rittweger
D653,197 S 1/2012 Buchinger-Barnstorf
D653,198 S 1/2012 Buchinger-Barnstorf
D662,465 S 6/2012 Takano
D662,466 S 6/2012 Takano
D663,681 S 7/2012 Corsi

D667,779 S 9/2012 Murphy
8,267,131 B2 9/2012 Ikeda
D669,842 S 10/2012 Buchinger-Barnstorf
D682,776 S 5/2013 Miyazaki
D690,258 S 9/2013 Oraison
D717,237 S 11/2014 Bardin
D721,640 S 1/2015 Oraison
D724,007 S 3/2015 Belarbi
D730,813 S 6/2015 Yamamoto
D745,450 S 12/2015 Bardin
D746,219 S 12/2015 Bardin
D754,062 S 4/2016 Schuessler
D758,287 S 6/2016 Zivkovic
D758,289 S 6/2016 Cagneaux
D765,583 S 9/2016 Wang
D769,796 S 10/2016 Gayton
D780,102 S 2/2017 Khwanchart
D780,680 S 3/2017 Dieng
D815,018 S * 4/2018 Dieng D12/553
D821,295 S * 6/2018 Baranger D12/582
D832,774 S * 11/2018 Dieng D12/553
D841,569 S * 2/2019 Choi D12/590

* cited by examiner

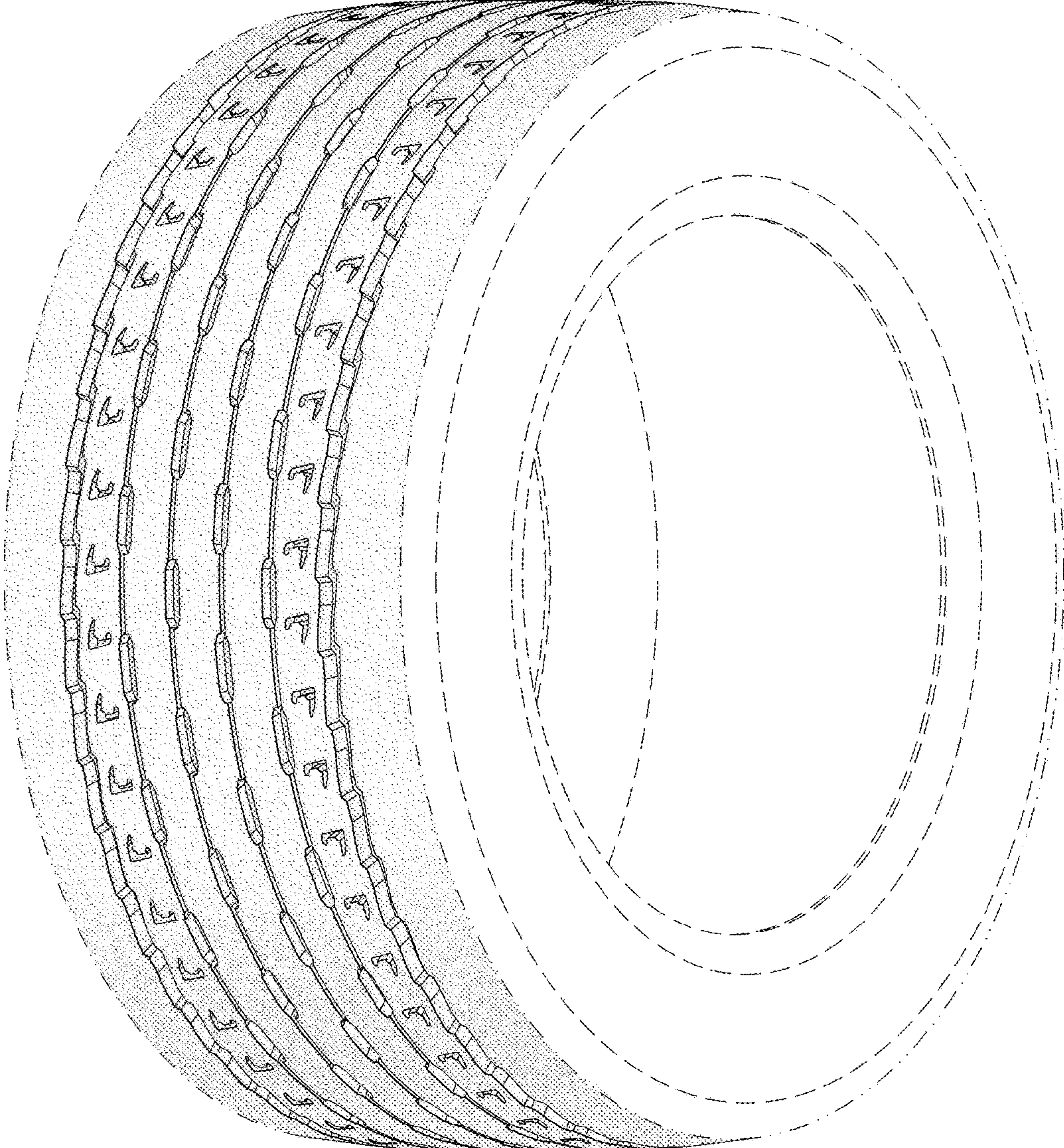


FIG. 1

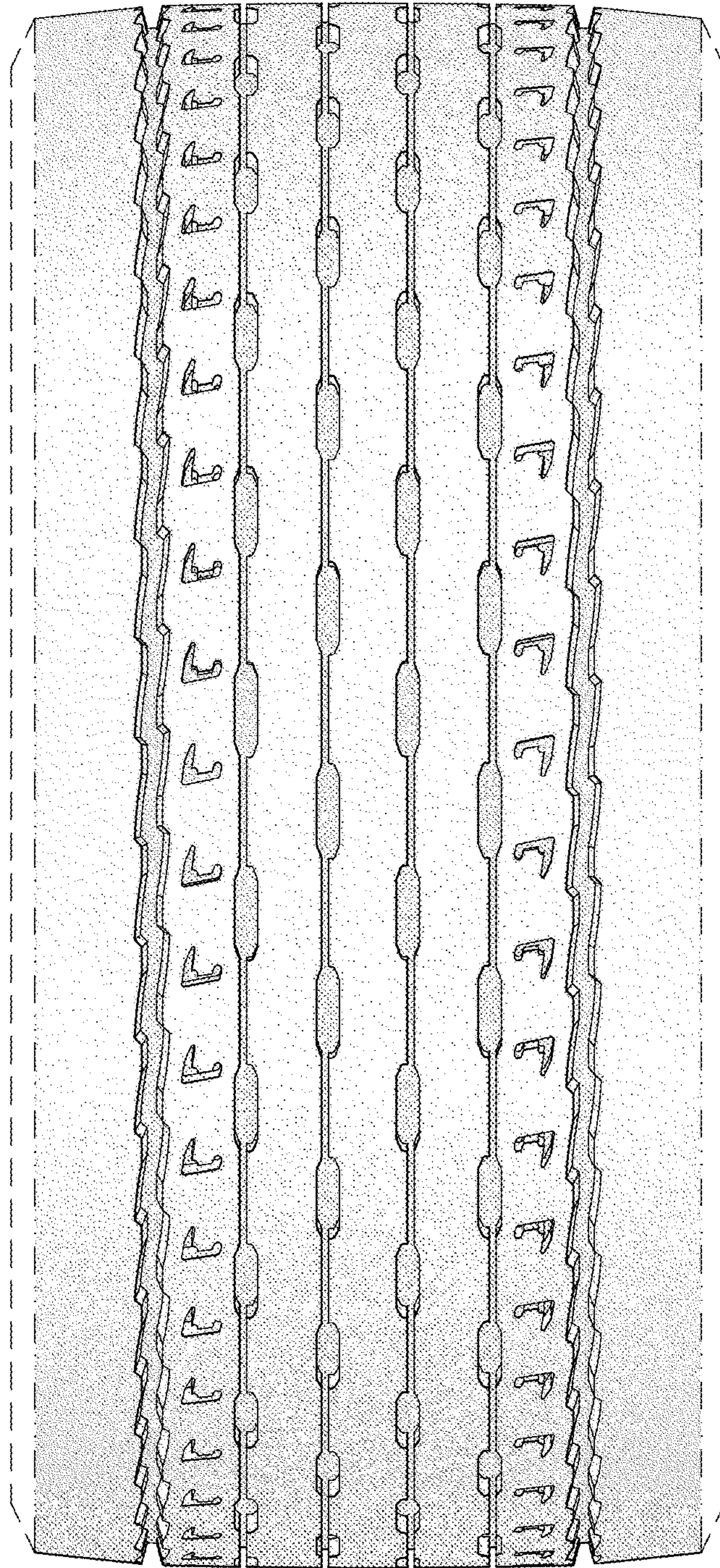


FIG. 2

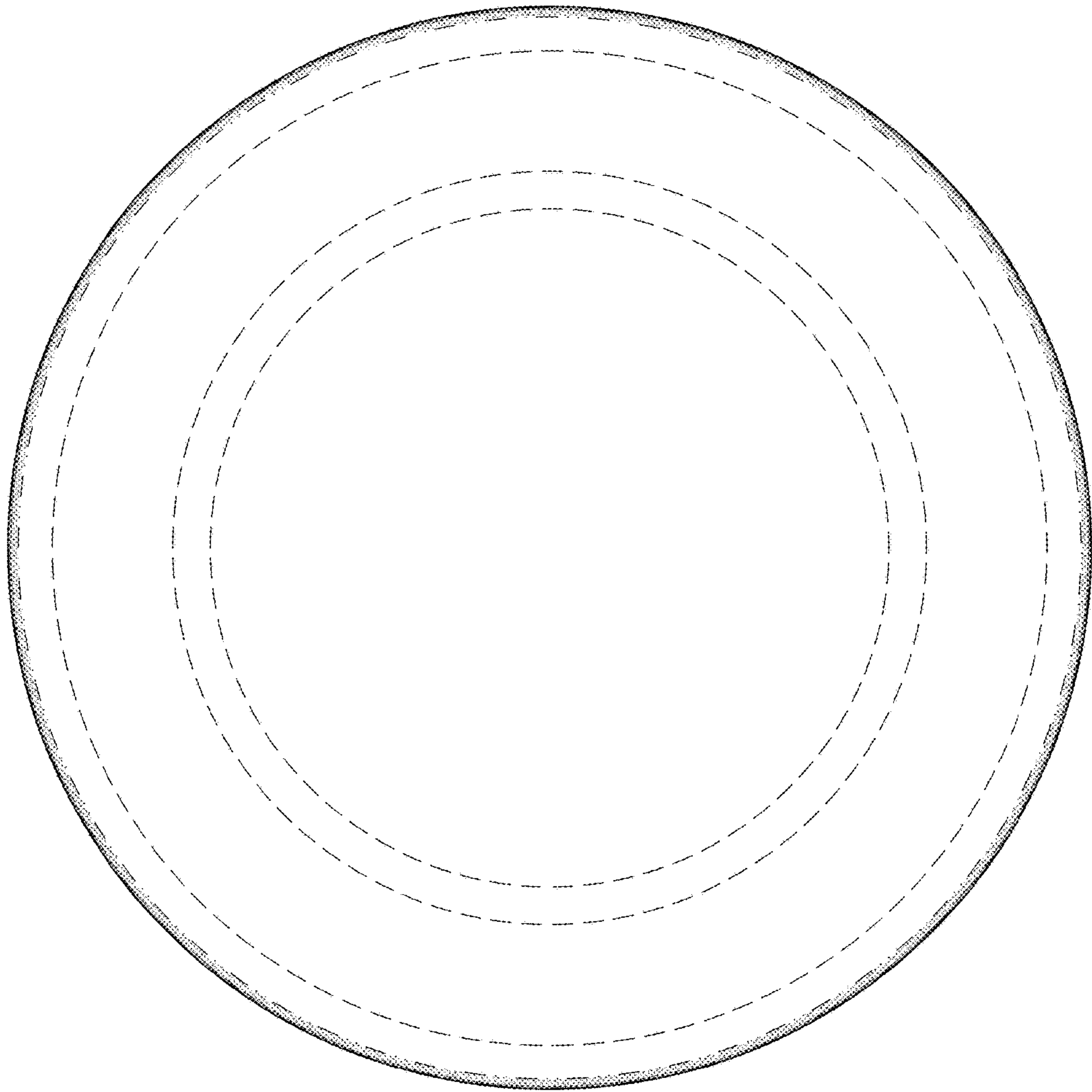


FIG. 3

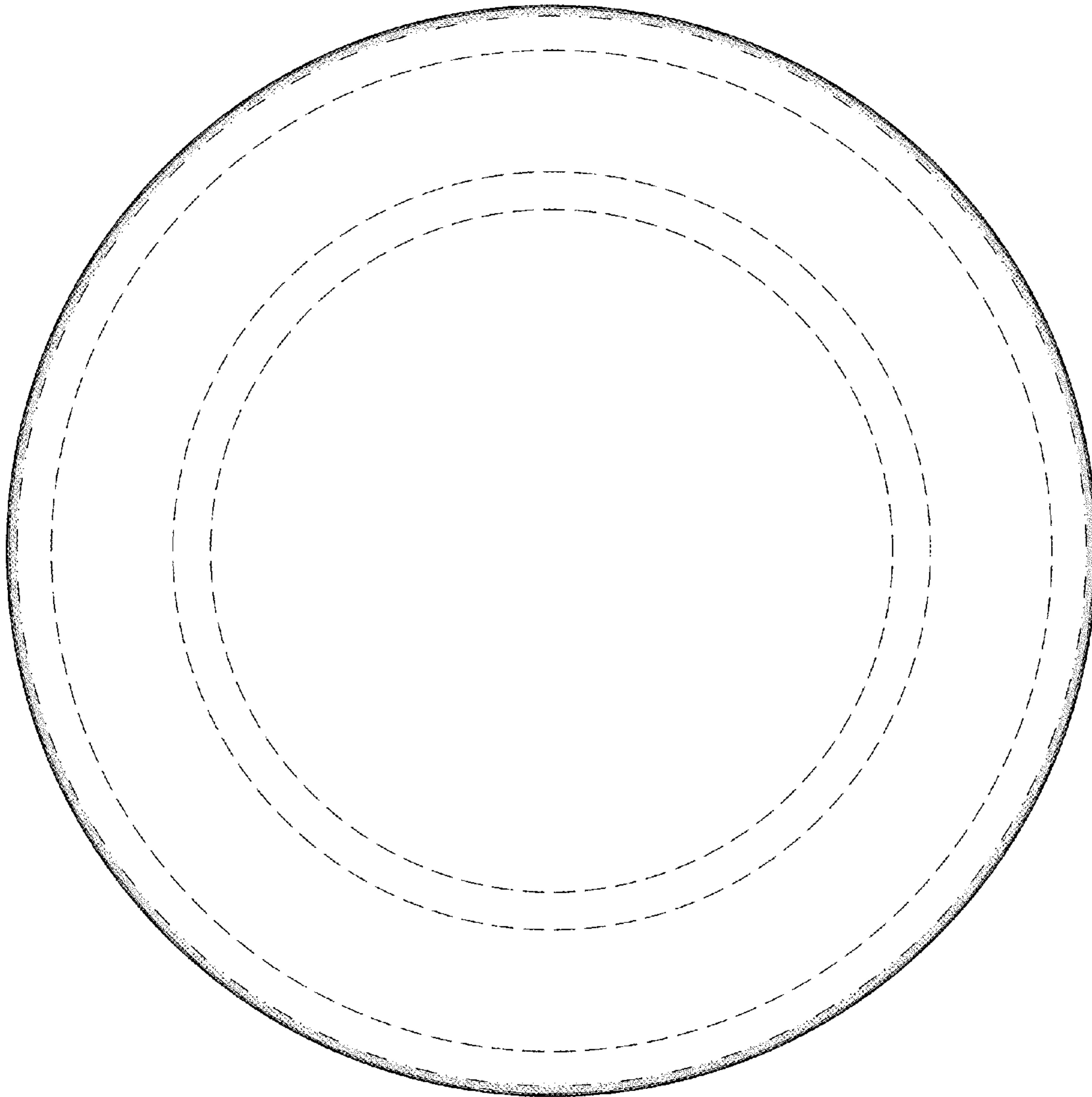


FIG. 4

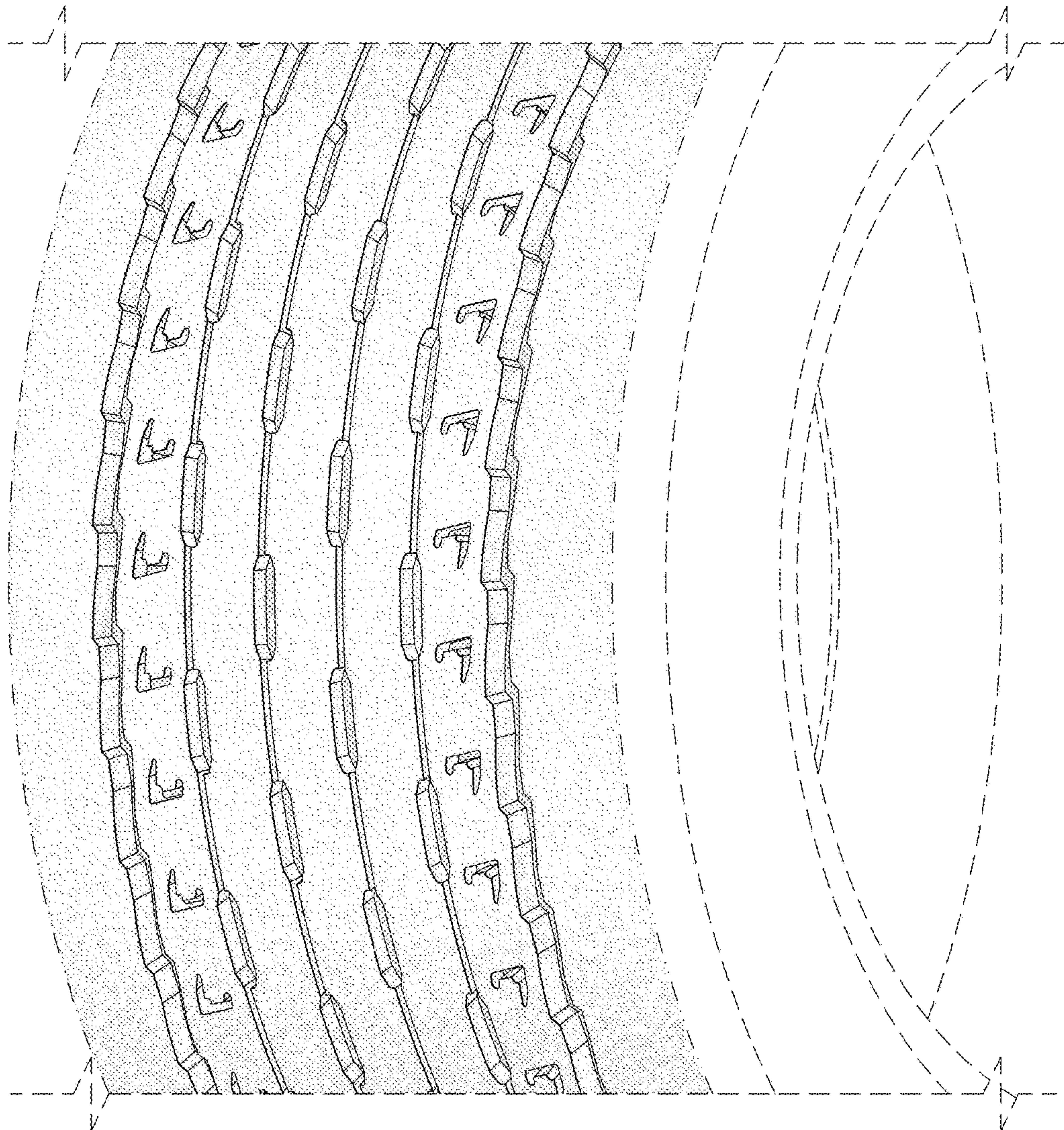


FIG. 5