



US00D863210S

(12) **United States Design Patent** (10) **Patent No.:** **US D863,210 S**  
**Dixon et al.** (45) **Date of Patent:** **\*\* Oct. 15, 2019**

- (54) **TIRE**
- (71) Applicant: **The Goodyear Tire & Rubber Company**, Akron, OH (US)
- (72) Inventors: **Max Harold Dixon**, Kent, OH (US); **Susan Lewis Madar**, Macedonia, OH (US); **Joel Joseph Lazeration**, Copley, OH (US); **John Stephen Guilford**, Seville, OH (US); **Samin Askarian**, Highland Heights, OH (US)
- (73) Assignee: **The Goodyear Tire & Rubber Company**, Akron, OH (US)
- (\*\*) Term: **15 Years**
- (21) Appl. No.: **29/617,260**
- (22) Filed: **Sep. 13, 2017**
- (51) **LOC (12) Cl.** ..... **12-15**
- (52) **U.S. Cl.**  
USPC ..... **D12/580**; D12/583
- (58) **Field of Classification Search**  
USPC ..... D12/580, 583, 585  
See application file for complete search history.

- D444,109 S 6/2001 de Coninck et al. .... D12/147  
D457,128 S 5/2002 Robert et al. .... D12/602  
D473,843 S 4/2003 Le et al. .... D12/600  
D493,415 S 7/2004 Noailly ..... D12/579  
D499,067 S \* 11/2004 Wage ..... D12/583  
D537,033 S 2/2007 Dumigan et al. .... D12/602

(Continued)

*Primary Examiner* — George D. Kirschbaum  
(74) *Attorney, Agent, or Firm* — Robert N. Lipsik

(57) **CLAIM**

The ornamental design for a tire, as shown and described.

**DESCRIPTION**

FIG. 1 is a perspective view of a tire showing our new design, it being understood that the pattern repeats uniformly throughout the circumference of the tread;  
FIG. 2 is a front elevational view thereof;  
FIG. 3 is a right side elevational view thereof; the left side elevational view being identical thereto;  
FIG. 4 is an enlarged fragmentary front elevational view thereof;  
FIG. 5 is a perspective view of a second embodiment of a tire showing our new design, it being understood that the interior of the tire forms no part of the claim, that the pattern repeats uniformly throughout the circumference of the tread and that the opposite side view is identical thereto; and,  
FIG. 6 is a front elevational view of a second embodiment, it being understood that an enlarged fragmentary view thereof would be substantially identical to that shown in FIG. 4, with the exception of the inclusion of the sidewall in the claim.

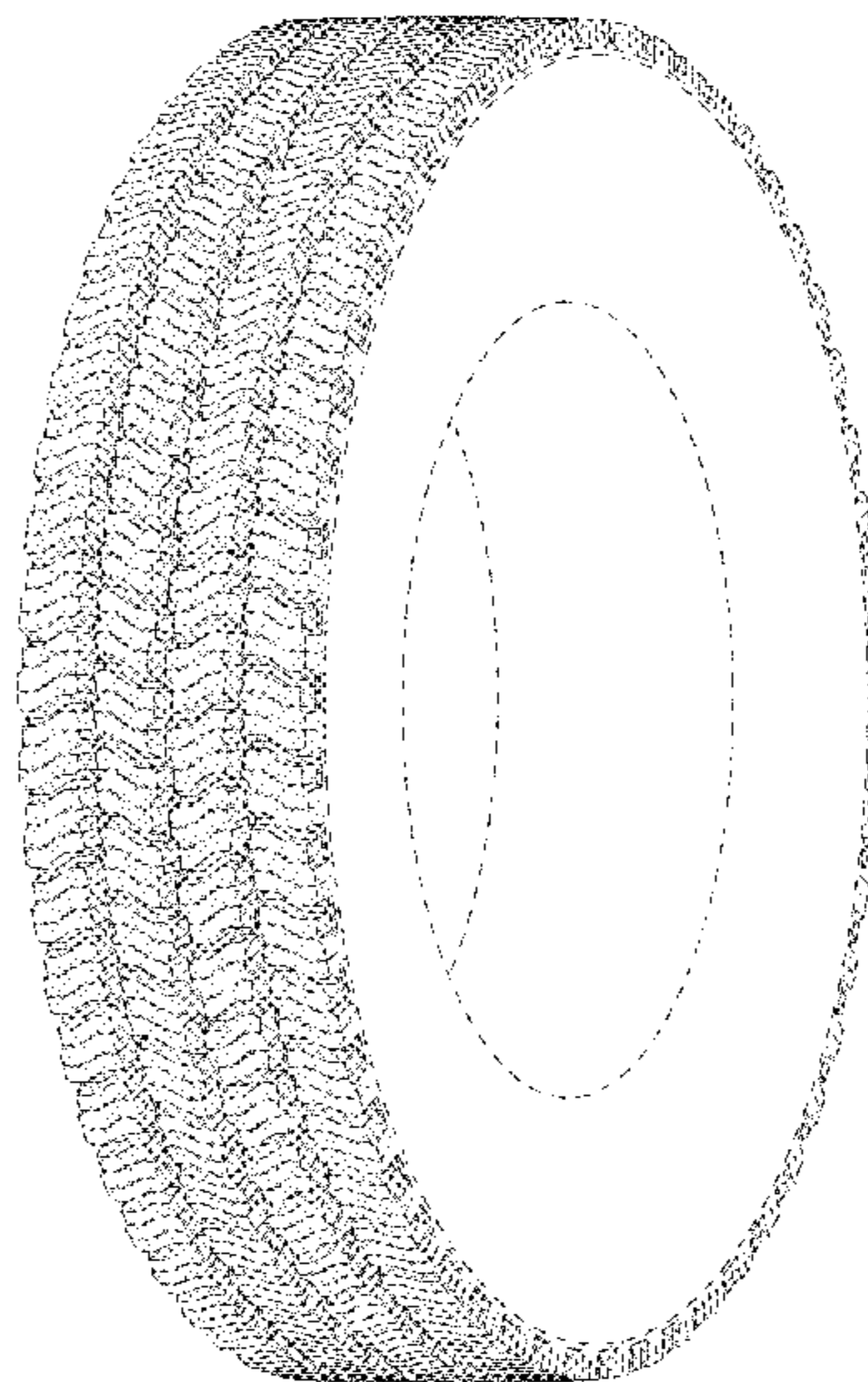
In the drawings, the broken lines immediately adjacent to the outer edges of the tire shoulder represent boundaries of the claim, and the broken lines depict environmental subject matter only and form no part of the claimed design.

**1 Claim, 6 Drawing Sheets**

(56) **References Cited**

U.S. PATENT DOCUMENTS

D380,715 S	7/1997	Harris et al. ....	D12/147
D383,716 S	9/1997	Brown et al. ....	D12/147
D384,613 S	10/1997	Le et al. ....	D12/146
D385,520 S	10/1997	Scheuren et al. ....	D12/147
D390,818 S	2/1998	de Barsy et al. ....	D12/147
D392,605 S	3/1998	Le et al. ....	D12/146
D409,955 S	5/1999	de Barsy .....	D12/146
D414,449 S	9/1999	Schuster .....	D12/146
D425,457 S	5/2000	Gillard et al. ....	D12/146
D427,552 S	7/2000	Young .....	D12/147
D442,897 S	5/2001	Cazin-Bourguignon et al. ....	D12/147



(56)

## References Cited

## U.S. PATENT DOCUMENTS

D589,436 S	3/2009	Beha et al. ....	D12/579
D592,590 S	5/2009	Janesh et al. ....	D12/600
D598,369 S	8/2009	Beha .....	D12/602
D601,086 S	9/2009	Maus et al. ....	D12/602
D610,971 S	3/2010	Zimmerman et al. ....	D12/600
D615,485 S	5/2010	Hamada .....	D12/600
D622,211 S	8/2010	Maus et al. ....	D12/579
D627,707 S	11/2010	Le et al. ....	D12/566
D627,713 S	11/2010	Le et al. ....	D12/600
D631,002 S	1/2011	Cazin-Bourguignon et al. ....	D12/602
D636,722 S	4/2011	Davidson et al. ....	D12/602
D637,142 S	5/2011	Nicolas et al. ....	D12/579
D637,152 S	5/2011	Maus et al. ....	D12/602
D641,314 S	7/2011	Strader et al. ....	D12/602
D645,806 S	9/2011	Dixon et al. ....	D12/579
D648,262 S	11/2011	Hermann et al. ....	D12/579
D656,890 S *	4/2012	Rittweger .....	D12/583
D661,639 S	6/2012	Carter et al. ....	D12/579
D662,876 S	7/2012	Larregain .....	D12/602
D674,742 S	1/2013	Krier et al. ....	D12/598
D678,831 S	3/2013	Hermann et al. ....	D12/579
D727,249 S *	4/2015	Rolland .....	D12/583
D728,465 S	5/2015	Kuwahara .....	D12/600
D738,815 S	9/2015	Dixon et al. ....	D12/594
D739,815 S *	9/2015	Kim .....	D12/580
D744,409 S	12/2015	Krier et al. ....	D12/583
D759,583 S	6/2016	Krier et al. ....	D12/600
D762,556 S	8/2016	Dixon et al. ....	D12/583
D767,477 S *	9/2016	Robelo .....	D12/583
D780,685 S	3/2017	Krier et al. ....	D12/602
D781,220 S	3/2017	Scheifele et al. ....	D12/579
D791,681 S	7/2017	Zhang et al. ....	D12/501
D791,686 S	7/2017	Krier et al. ....	D12/553

\* cited by examiner

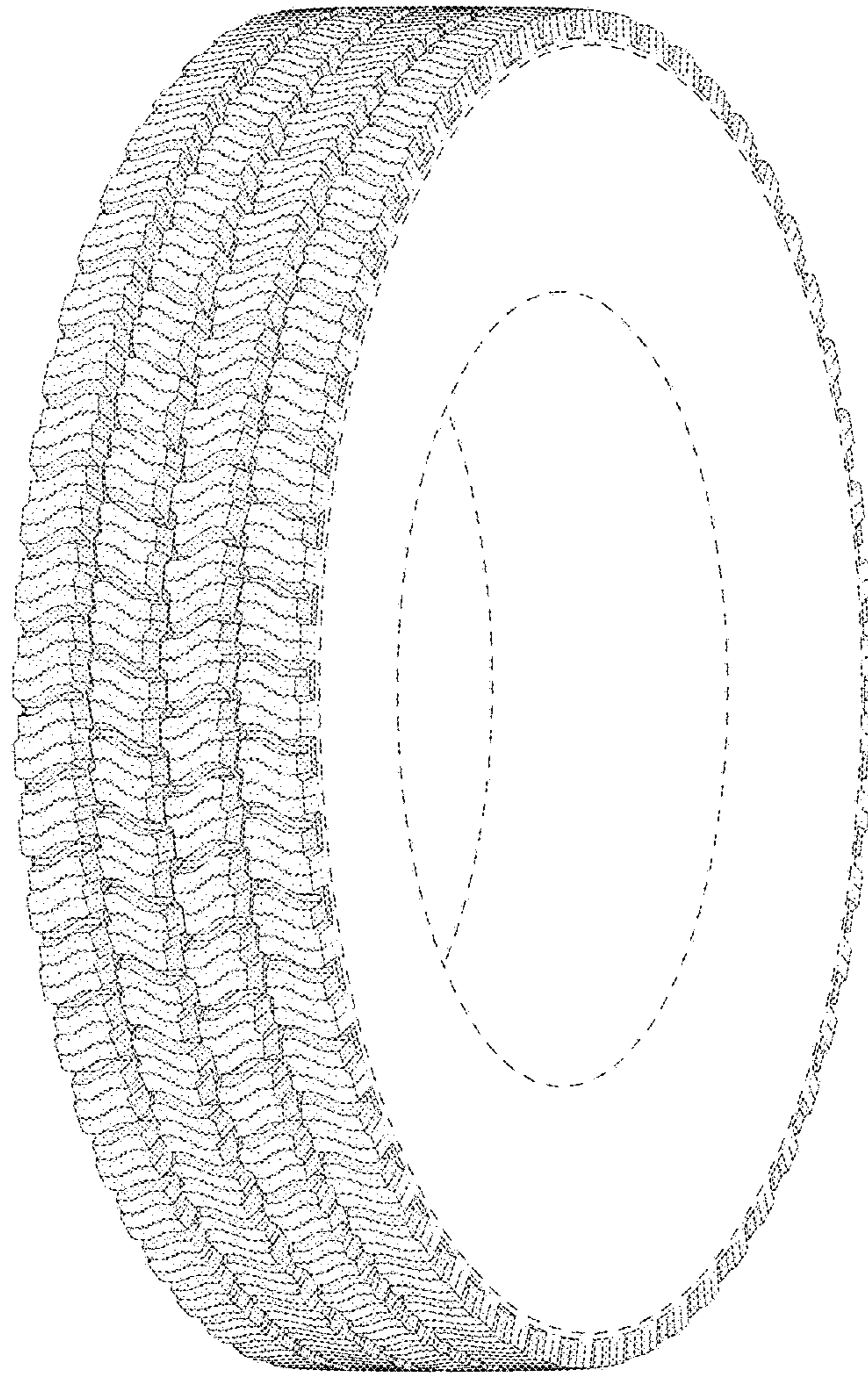


FIG - 1



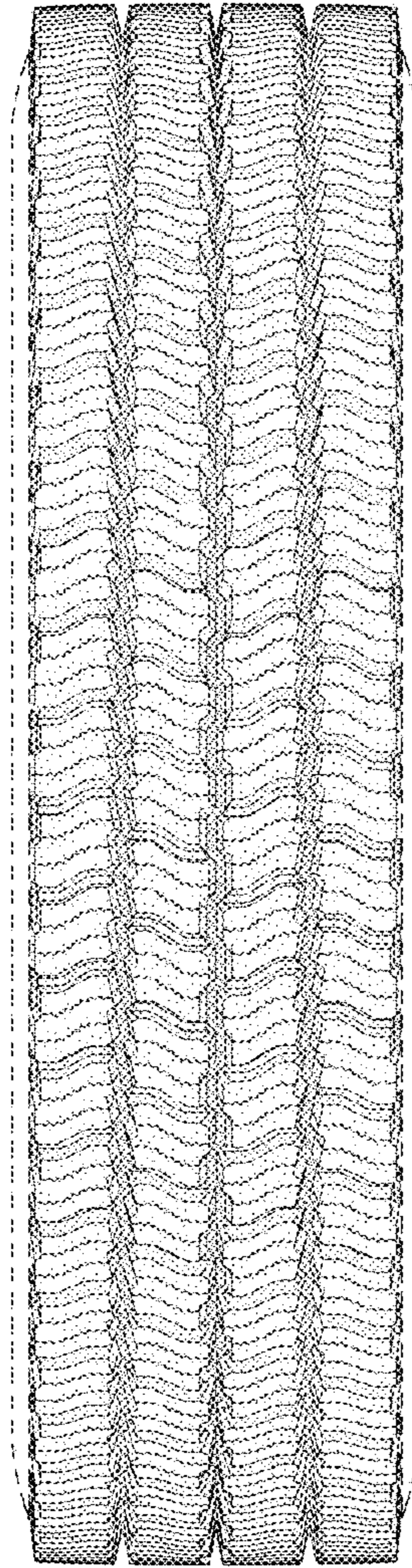


FIG - 2

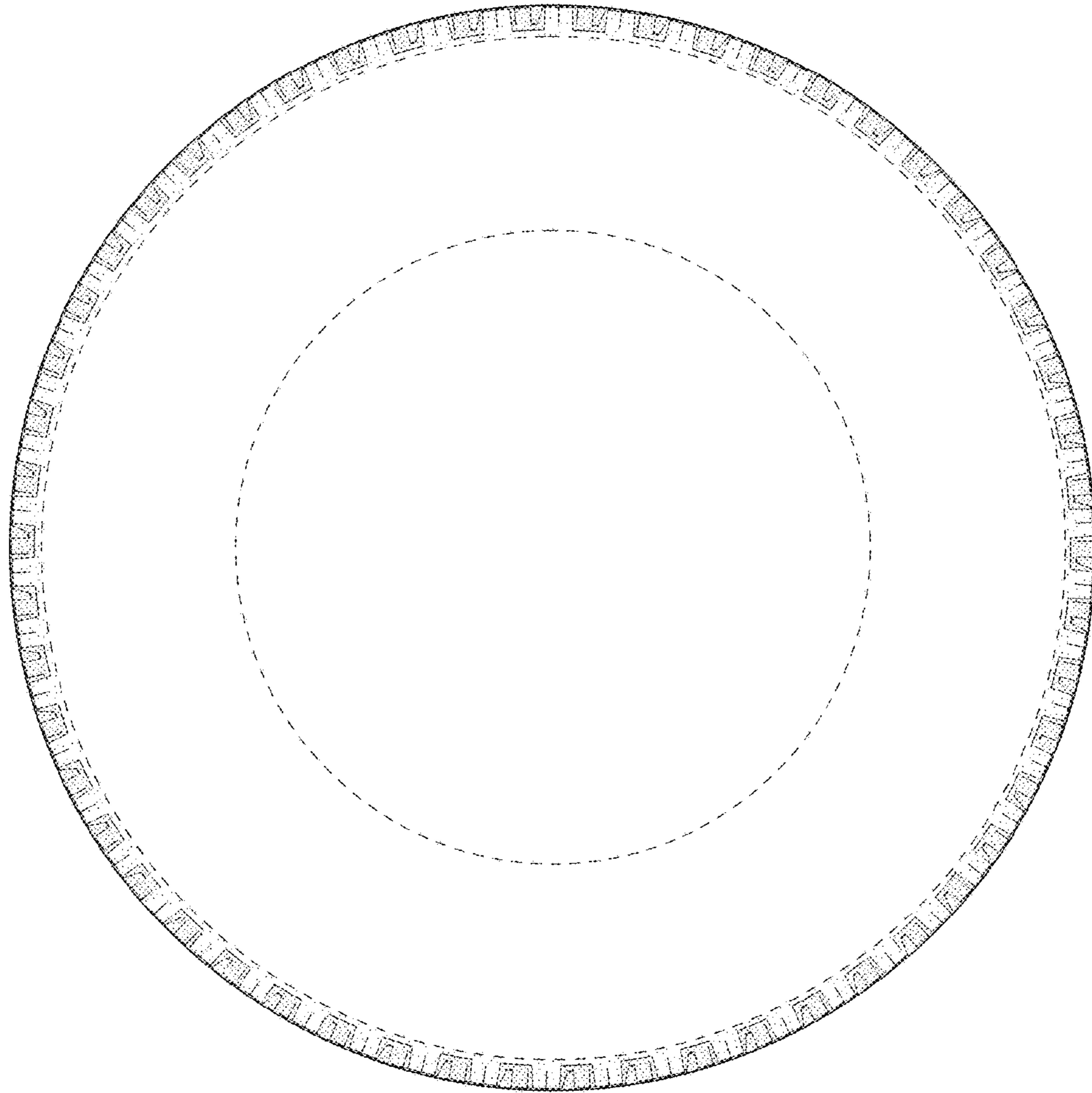


FIG - 3

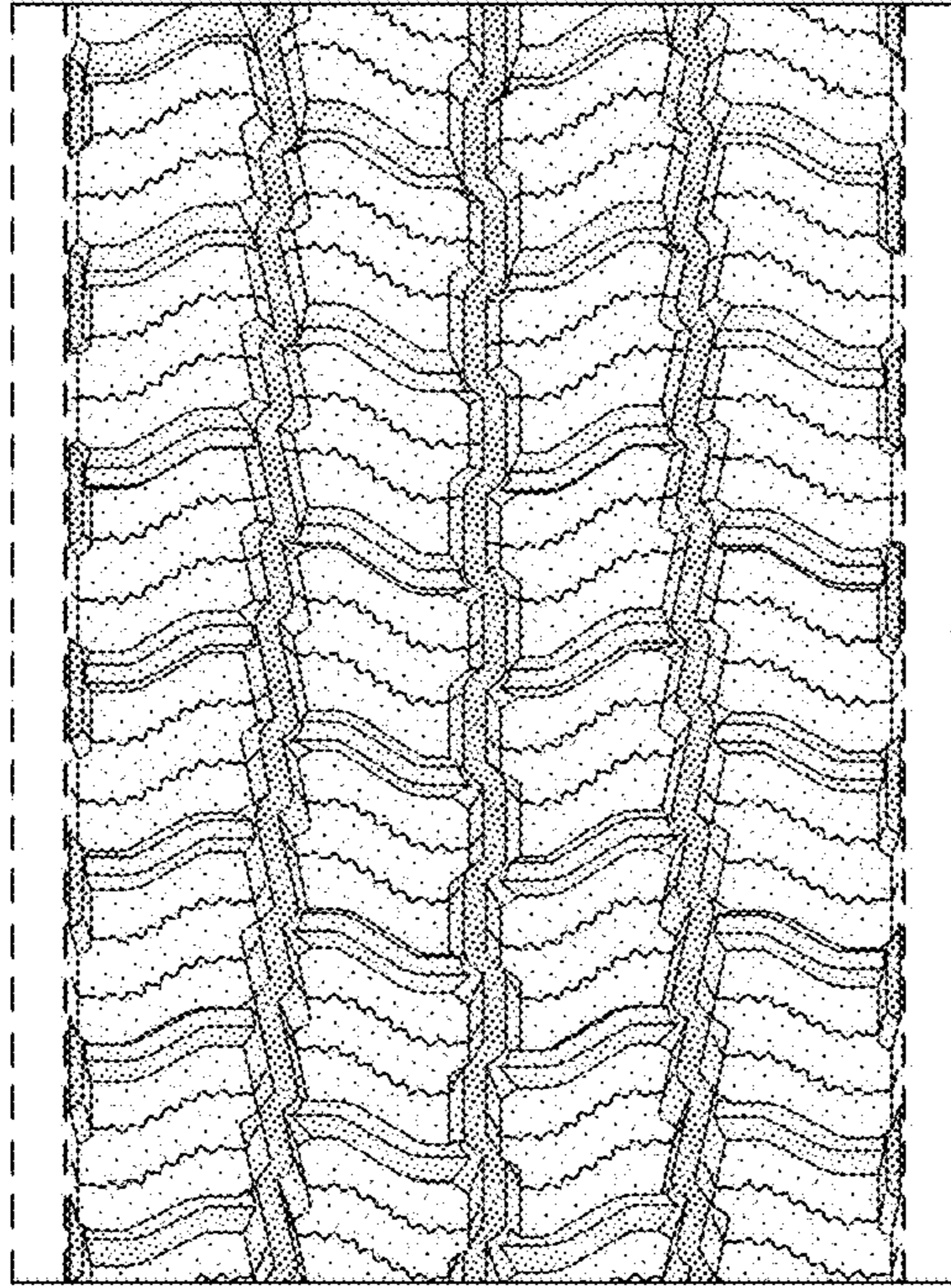


FIG - 4



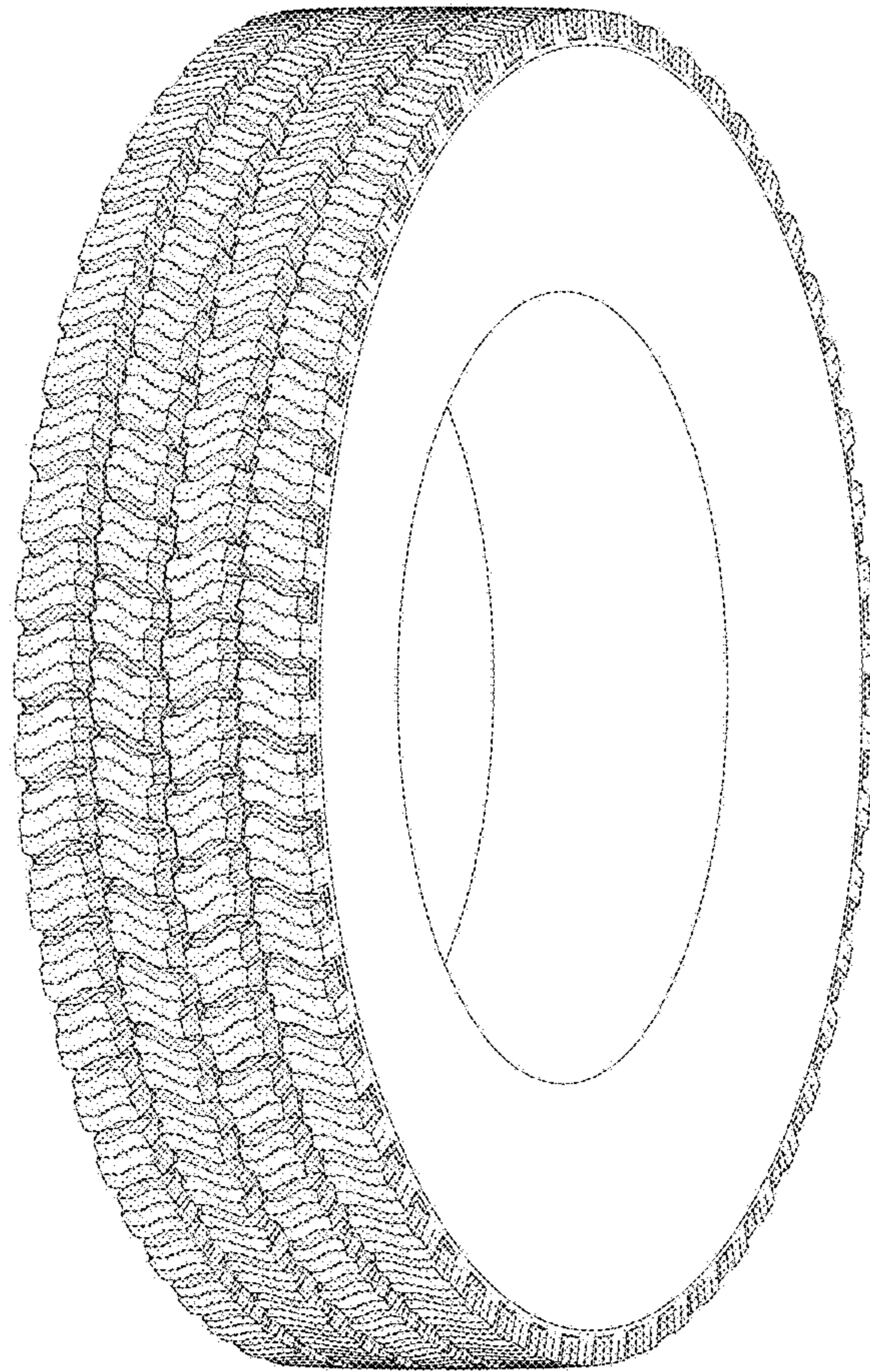


FIG - 5

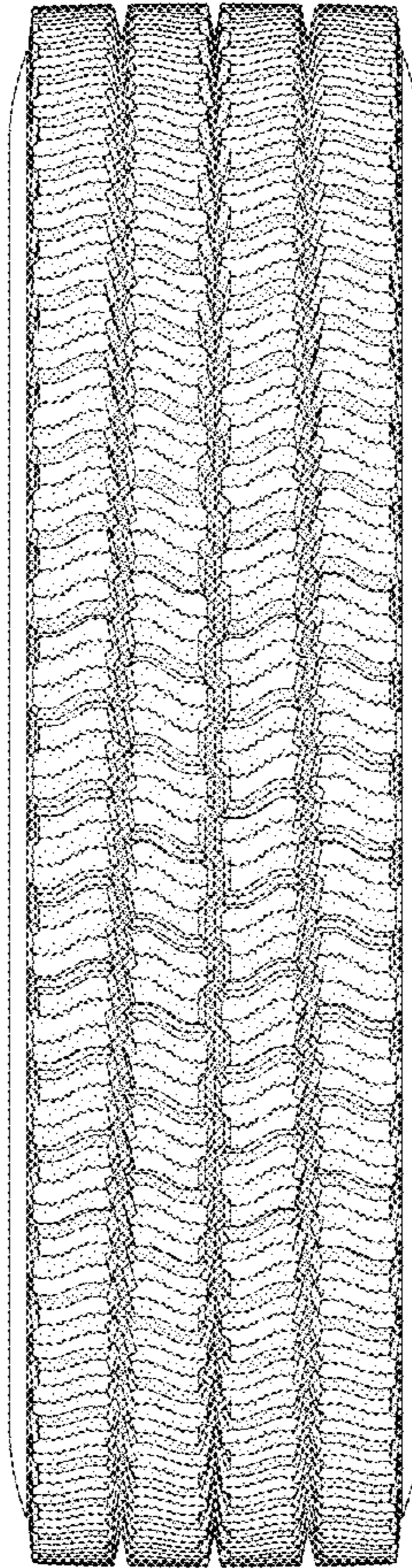


FIG - 6