



US00D863209S

(12) **United States Design Patent**  
**Ichiryu et al.**

(10) **Patent No.:** **US D863,209 S**

(45) **Date of Patent:** **\*\* Oct. 15, 2019**

- (54) **TIRE FOR MOTORCYCLE**
- (71) Applicant: **SUMITOMO RUBBER INDUSTRIES, LTD.**, Kobe-shi, Hyogo (JP)
- (72) Inventors: **Yutaka Ichiryu**, Kobe (JP); **Masafumi Otani**, Kobe (JP); **Kazuki Fukushima**, Kobe (JP)
- (73) Assignee: **SUMITOMO RUBBER INDUSTRIES, LTD.**, Kobe-Shi, Hyogo (JP)

D223,427 S *	4/1972	Bordinat, Jr. ....	D12/570
D226,641 S *	4/1973	Mills .....	D12/569
D238,665 S *	2/1976	Tomoda .....	D12/569
D246,640 S *	12/1977	Matsuda .....	D12/572
D246,641 S *	12/1977	Matsuda .....	D12/572
D251,421 S *	3/1979	Kasahara .....	D12/569
D251,553 S *	4/1979	Sato .....	D12/572
D252,142 S *	6/1979	Gill .....	D12/569
D269,263 S *	6/1983	Gill .....	D12/569
D272,730 S *	2/1984	Osawa .....	D12/569
D275,387 S *	9/1984	Fetty .....	D12/572
D301,327 S *	5/1989	Kobayashi .....	D12/569
D821,299 S *	6/2018	Nugier .....	D12/591

\* cited by examiner

(\*\*) Term: **15 Years**

*Primary Examiner* — George D. Kirschbaum

*Assistant Examiner* — Joseph J Kukella

(21) Appl. No.: **29/664,269**

(74) *Attorney, Agent, or Firm* — Birch, Stewart, Kolasch & Birch, LLP

(22) Filed: **Sep. 24, 2018**

(51) **LOC (12) Cl.** ..... **12-15**

(52) **U.S. Cl.**  
USPC ..... **D12/570**

(58) **Field of Classification Search**  
USPC ..... D12/568–603  
CPC .. B60C 11/0306; B60C 11/0311; B60C 11/11;  
B60C 2200/10; B60C 2011/0339; B60C  
2011/0341; B60C 2011/0346; B60C  
2011/0348

See application file for complete search history.

(56) **References Cited**

**U.S. PATENT DOCUMENTS**

D54,408 S *	2/1920	Gates .....	D12/569
D212,664 S *	11/1968	Barton .....	D12/570

(57) **CLAIM**

The ornamental design for a tire for motorcycle, as shown and described.

**DESCRIPTION**

FIG. 1 is a front perspective view of a tire for motorcycle showing our new design;  
FIG. 2 is a front view thereof;  
FIG. 3 is a left side view thereof;  
FIG. 4 is a rear view thereof;  
FIG. 5 is a right side view thereof;  
FIG. 6 is a bottom view thereof;  
FIG. 7 is a top view thereof; and,  
FIG. 8 is a partial enlarged view of FIG. 2.

**1 Claim, 8 Drawing Sheets**







FIG. 1






FIG. 2




FIG. 3






FIG. 4






FIG. 5






FIG. 6




FIG. 7






FIG. 8