

US00D863207S

(12) **United States Design Patent**  
**Francois**

(10) **Patent No.:** **US D863,207 S**

(45) **Date of Patent:** **\*\* Oct. 15, 2019**

(54) **TIRE**

(71) Applicant: **COMPAGNIE GENERALE DES  
ETABLISSEMENTS MICHELIN,**  
Clermont-Ferrand (FR)

(72) Inventor: **Charlotte Francois,** Clermont-Ferrand  
(FR)

(73) Assignee: **Compagnie Generale Des  
Etablissements Michelin** (FR)

(\*\*) Term: **15 Years**

(21) Appl. No.: **29/634,603**

(22) Filed: **Jan. 23, 2018**

(30) **Foreign Application Priority Data**

Jul. 26, 2017 (FR) ..... 2017-3436

(51) **LOC (12) Cl.** ..... **12-15**

(52) **U.S. Cl.**  
USPC ..... **D12/500; D12/605**

(58) **Field of Classification Search**  
USPC ..... D12/500, 568, 574-605  
CPC ..... Y10T 152/10027; B60C 1/0016; B60C  
11/0306; B60C 11/0302; B60C 3/06;  
B60C 9/17

See application file for complete search history.

(56) **References Cited**

**U.S. PATENT DOCUMENTS**

D429,480 S \* 8/2000 Bonko ..... D12/500  
D481,988 S \* 11/2003 Wachendorf ..... D12/500

D544,435 S \* 6/2007 Kindig ..... D12/605  
D546,631 S \* 7/2007 Carey ..... D7/625  
D569,337 S \* 5/2008 Iwabuchi ..... D12/605  
D633,432 S \* 3/2011 Tirone ..... D12/503  
D803,147 S \* 11/2017 Kline ..... D12/501  
D830,953 S \* 10/2018 Behr ..... D12/515  
D830,960 S \* 10/2018 Sato ..... D12/605

**OTHER PUBLICATIONS**

Michelin Tire Slick reference [Mar. 20, 2019] found online [Mar. 20, 2019]—<https://www.jacksonmotorsportsgroup.com/product/slicks/>.\*

\* cited by examiner

*Primary Examiner* — Lakiya G Rogers

*Assistant Examiner* — John A Voytek

(74) *Attorney, Agent, or Firm* — Dickinson Wright PLLC

(57) **CLAIM**

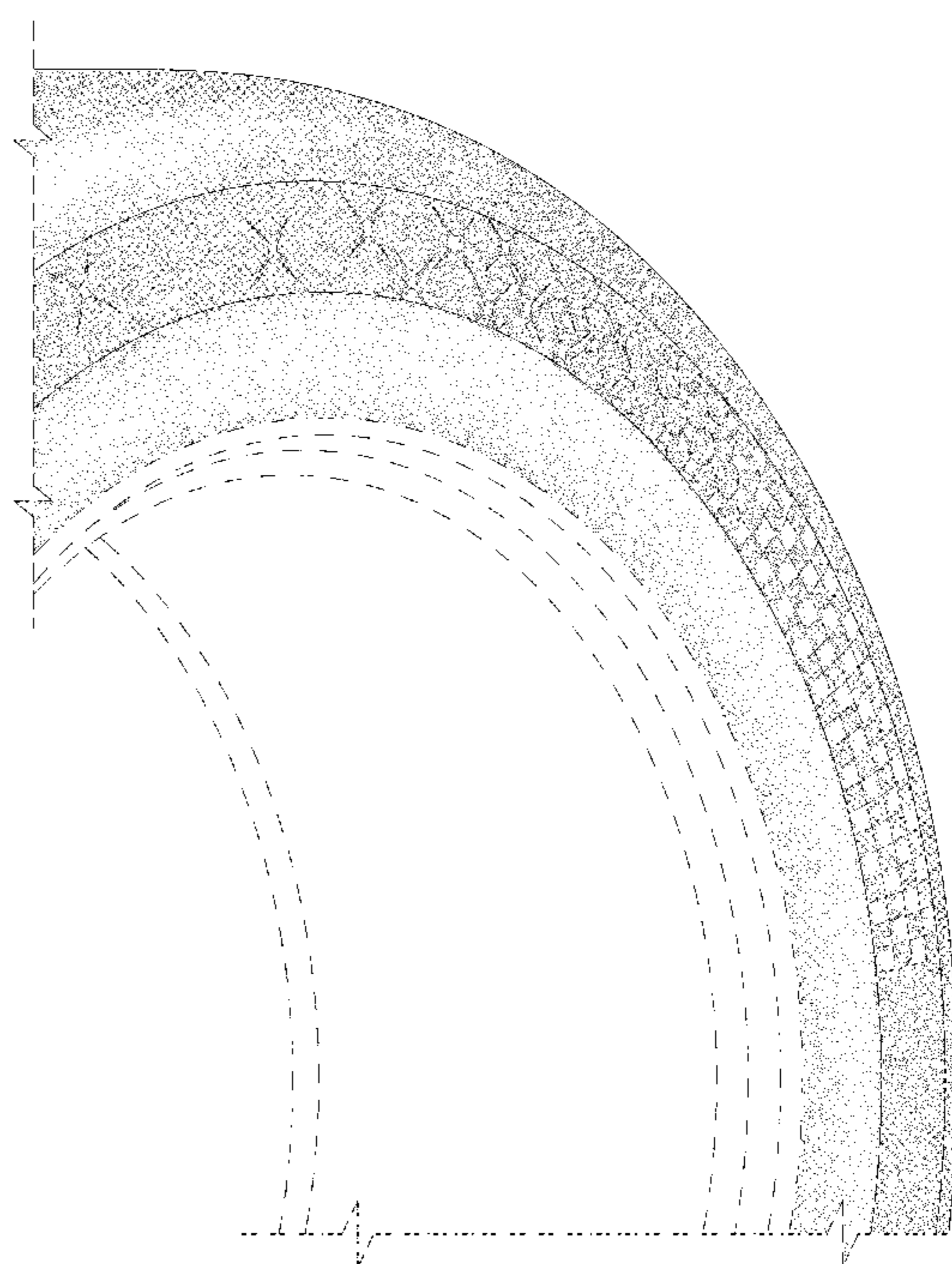
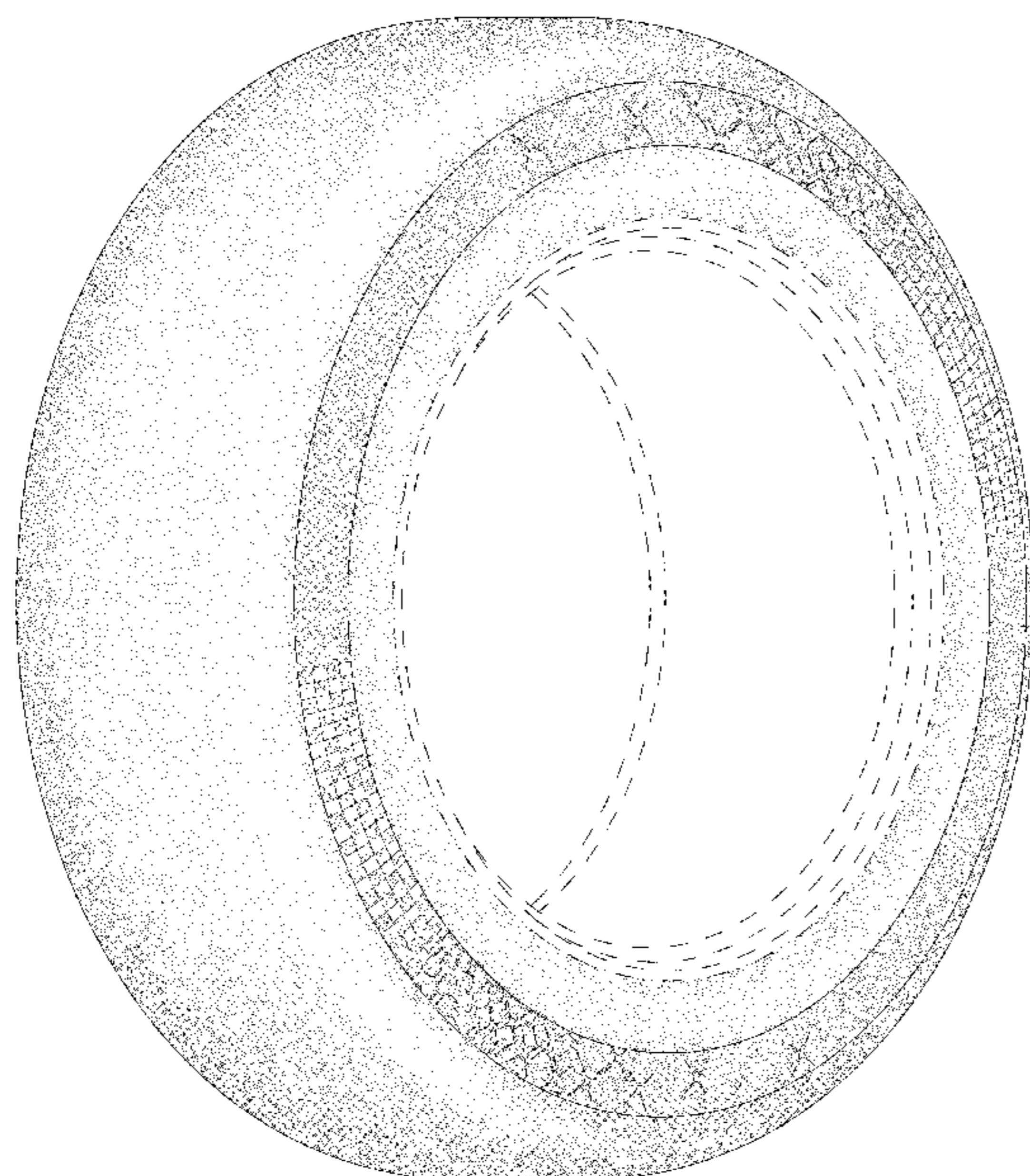
The ornamental design for a tire, as shown and described.

**DESCRIPTION**


FIG. 1 is a perspective view of the tire of my design; FIG. 2 is a front elevation view of the tire of my design; FIG. 3 is a side elevation view of the tire of my design; FIG. 4 is a side elevation view of the tire of my design, taken from the opposite side of that shown in FIG. 3; and, FIG. 5 is an enlarged, partial view of the tire of FIG. 1, as indicated by the break lines.

In the drawings, the broken line disclosure depicts environmental subject matter and forms no part of the claimed design. The dash-dot-dot-dash lines represent the lateral boundaries of the claim.

**1 Claim, 5 Drawing Sheets**









**FIG. 1**






**FIG. 2**



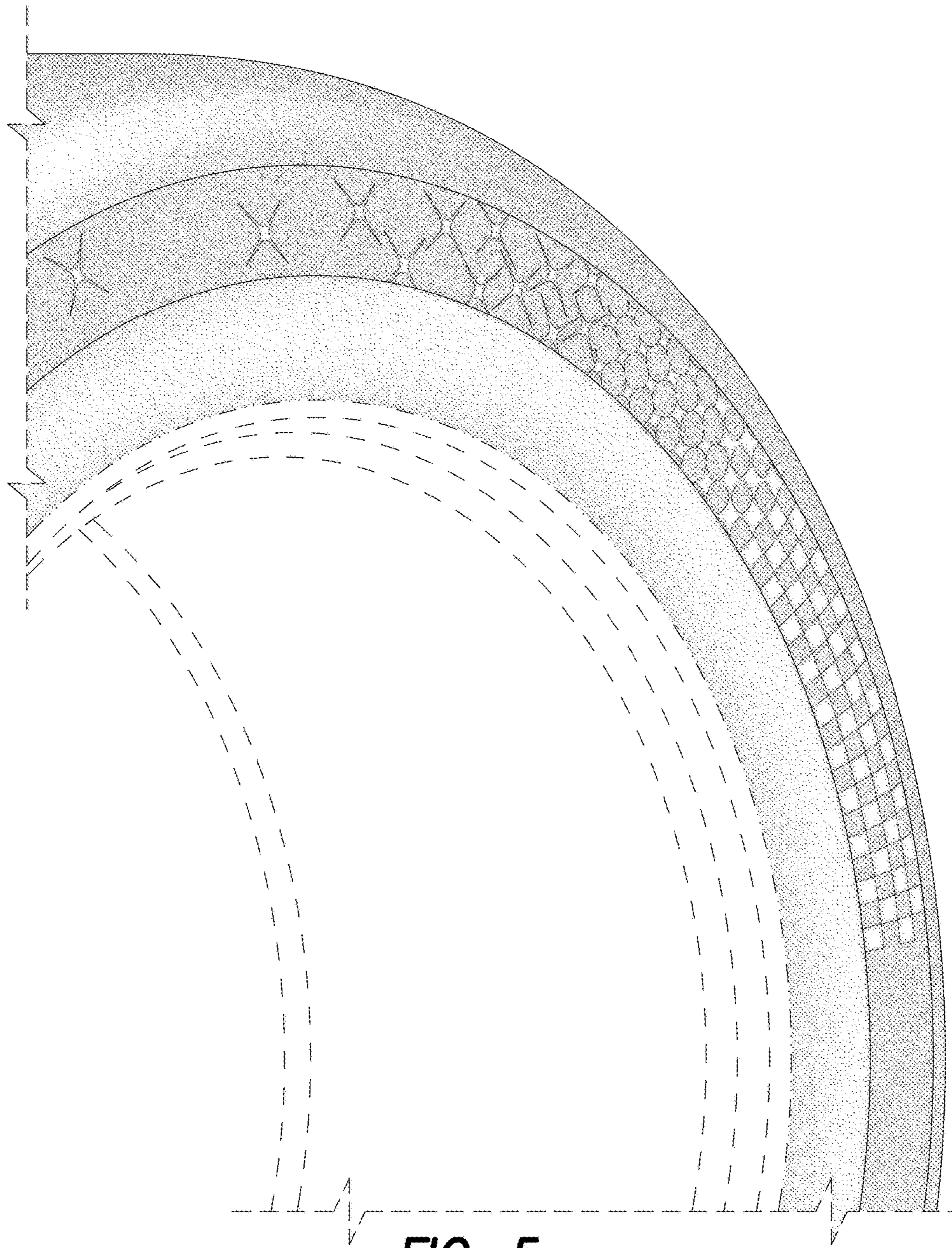


**FIG. 3**





**FIG. 4**



**FIG. 5**