



US00D863184S

(12) **United States Design Patent** (10) **Patent No.:** **US D863,184 S**  
**Han** (45) **Date of Patent:** **\*\* Oct. 15, 2019**

(54) **AUTOMOTIVE WHEEL**

(71) Applicant: **Donnie Han**, Corona, CA (US)

(72) Inventor: **Donnie Han**, Corona, CA (US)

(\*\*) Term: **15 Years**

(21) Appl. No.: **29/666,588**

(22) Filed: **Oct. 15, 2018**

(51) **LOC (12) Cl.** ..... **12-16**

(52) **U.S. Cl.**  
USPC ..... **D12/209**

(58) **Field of Classification Search**  
USPC ..... D12/204–213  
CPC .... B60B 7/00; B60B 7/02; B60B 7/04; B60B 7/01; B60B 3/02; B60B 3/04; B60B 3/06; B60B 3/10; B60B 1/00; B60B 1/08; B60B 1/10; B60B 1/12  
See application file for complete search history.

(56) **References Cited**

**U.S. PATENT DOCUMENTS**

D371,761 S *	7/1996	Abbott	.....	D12/209
D389,113 S *	1/1998	Chung	.....	D12/209
D412,879 S *	8/1999	Hussaini	.....	D12/209
D451,874 S *	12/2001	Donikoglu	.....	D12/209
D455,701 S *	4/2002	McMath	.....	D12/209
D508,884 S *	8/2005	Fridie	.....	D12/209
D512,008 S *	11/2005	Tirado	.....	D12/209
D528,957 S *	9/2006	Kim	.....	D12/209
D528,959 S *	9/2006	Sycha	.....	D12/209

D531,949 S *	11/2006	Arora	.....	D12/209
D533,126 S *	12/2006	Looho	.....	D12/209
D634,250 S *	3/2011	Matei	.....	D12/209
D738,278 S *	9/2015	Wolff	.....	D12/209
D751,485 S *	3/2016	Chung	.....	D12/209
D761,179 S *	7/2016	Chung	.....	D12/209
D762,545 S *	8/2016	Hodges	.....	D12/209
D789,270 S *	6/2017	Hodges	.....	D12/209
D791,668 S *	7/2017	Murase	.....	D12/209
D799,399 S *	10/2017	Chung	.....	D12/211
D822,574 S *	7/2018	Rucigaj	.....	D12/209
D830,941 S *	10/2018	Hamilton	.....	D12/211
D836,054 S *	12/2018	Kikuchi	.....	D12/209
D840,900 S *	2/2019	Licklitter	.....	D12/211
D843,296 S *	3/2019	Ash	.....	D12/209
D843,300 S *	3/2019	Hodges	.....	D12/209
D843,914 S *	3/2019	Ash	.....	D12/209
D847,071 S *	4/2019	Kawaguchi	.....	D12/209
D851,007 S *	6/2019	Widua	.....	D12/209

\* cited by examiner

*Primary Examiner* — Stacia A Cadmus

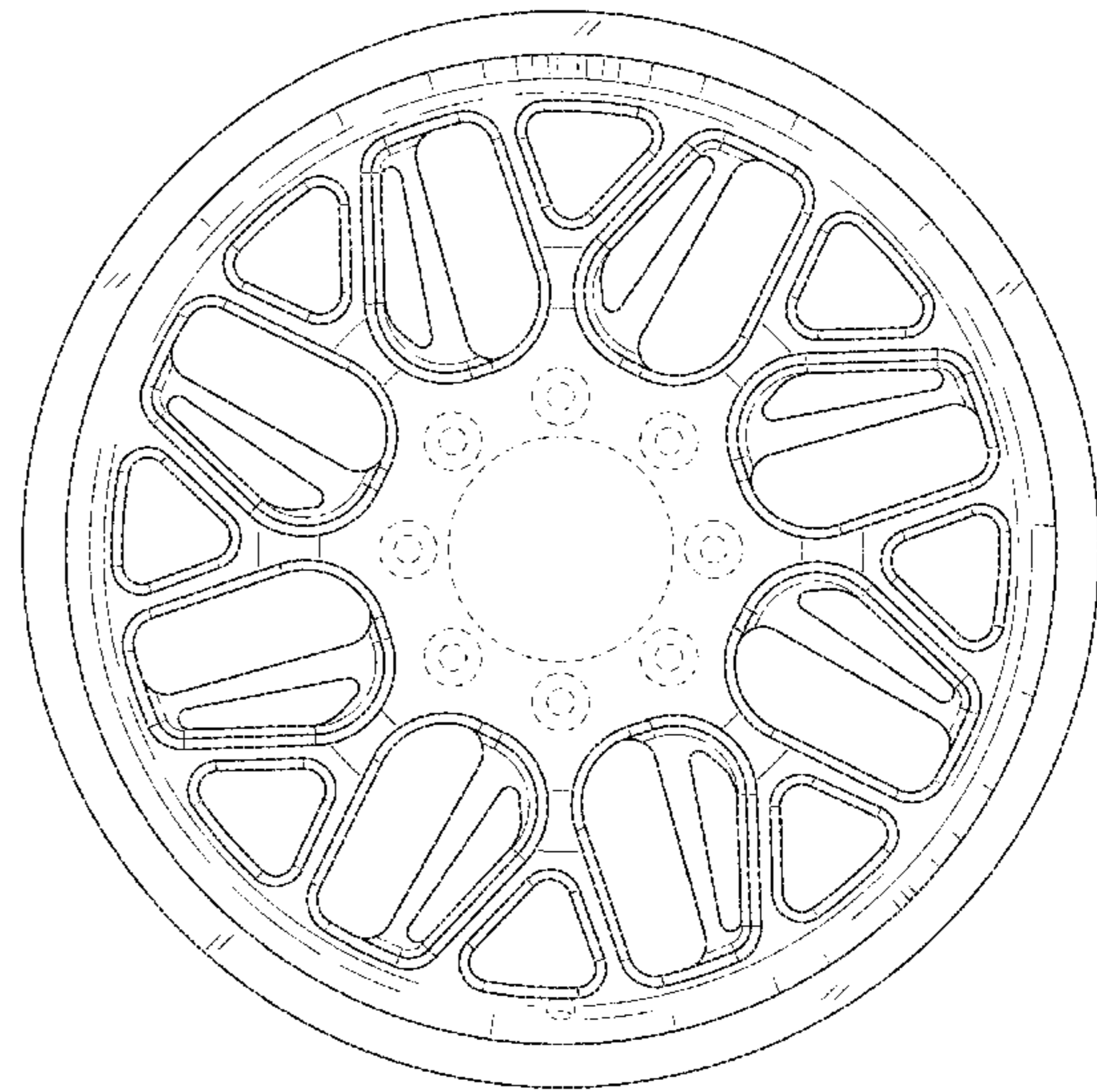
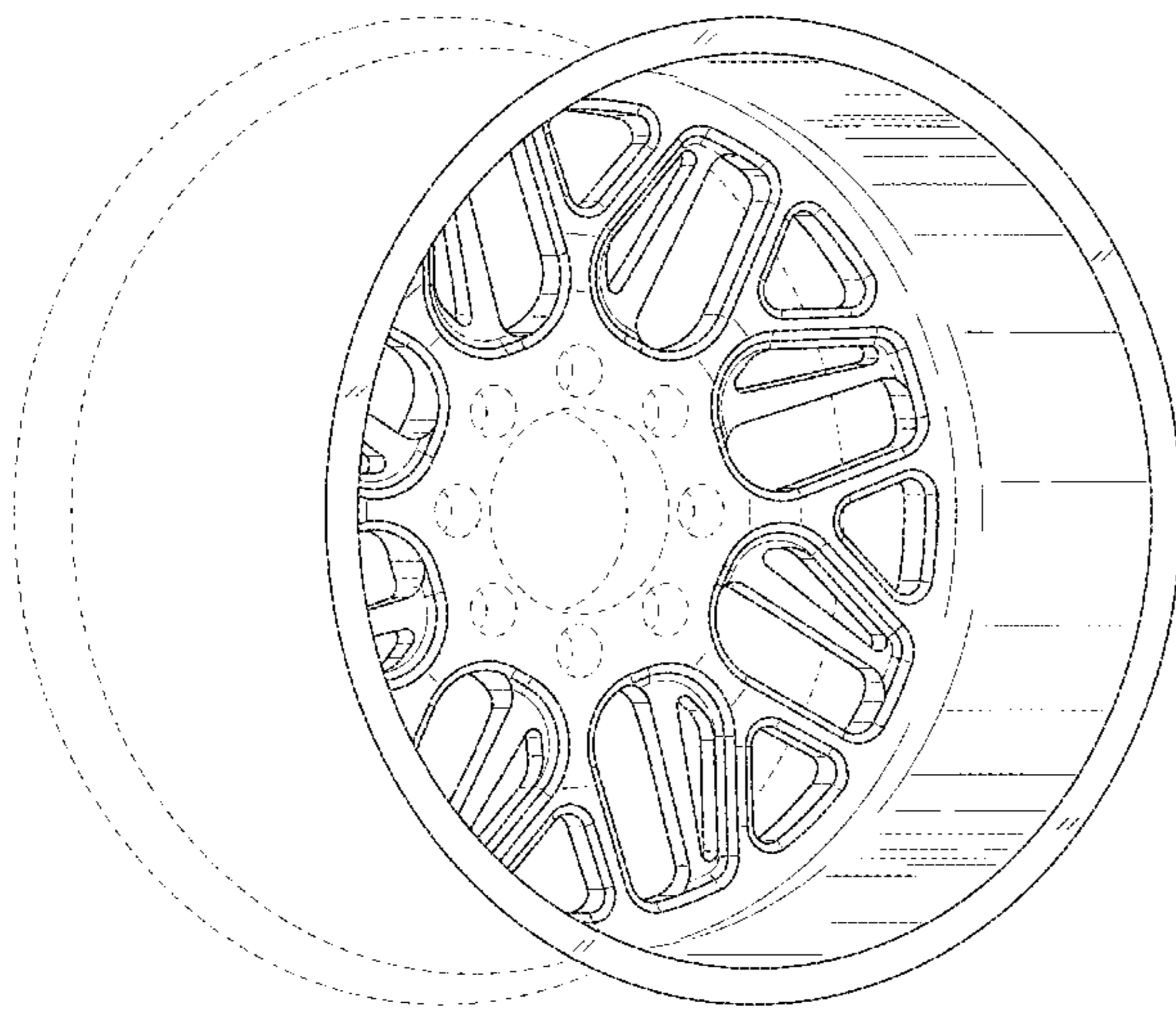
(57) **CLAIM**

The ornamental design for an automotive wheel, as shown and described.

**DESCRIPTION**

FIG. 1 is a perspective view of an automobile wheel showing my new design; and, FIG. 2 is a front view thereof. In the drawings, the broken lines depict environmental subject matter and form no part of the claimed design.

**1 Claim, 2 Drawing Sheets**



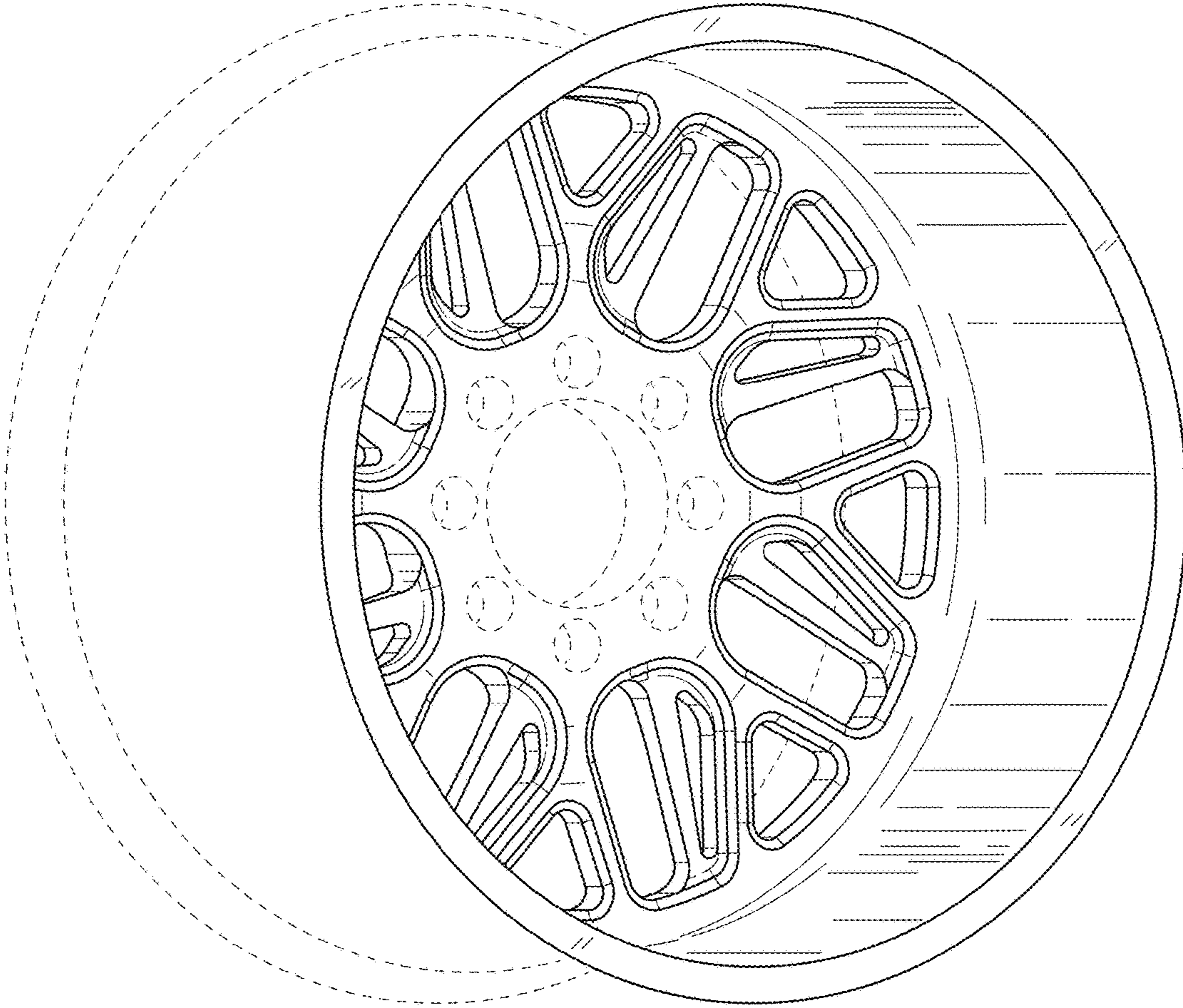


FIGURE 1

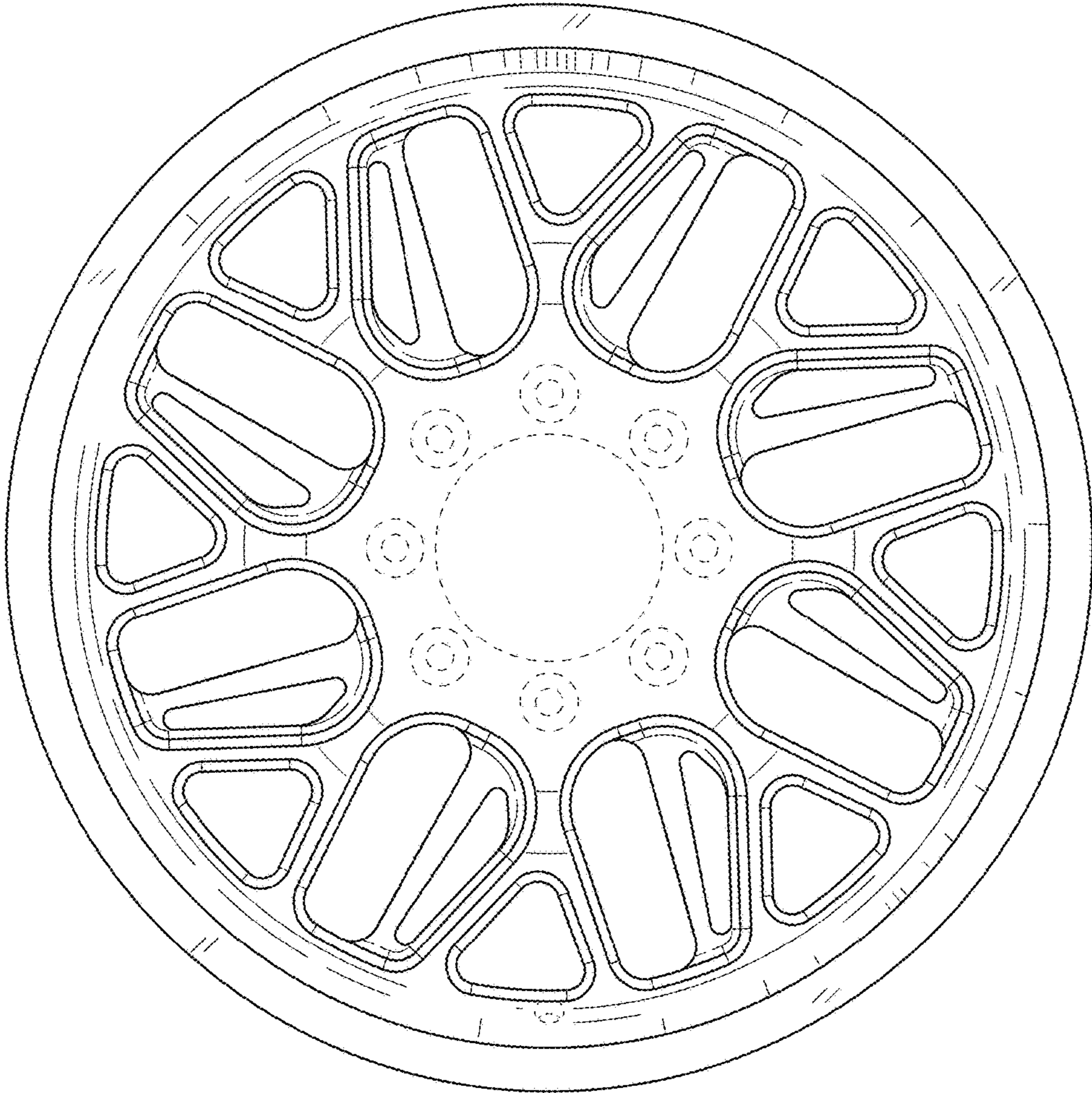


FIGURE 2