



US00D863161S

(12) **United States Design Patent** (10) **Patent No.:** **US D863,161 S**
Ninov et al. (45) **Date of Patent:** **** Oct. 15, 2019**

(54) **LOWER AIR DAM**
(71) Applicants: **Deyan Ninov**, Royal Oak, MI (US);
Everard J Scott, Sterling Heights, MI
(US); **Michael Gillam**, Oxford, MI
(US); **Gregory A. Howell**, Farmington,
MI (US)
(72) Inventors: **Deyan Ninov**, Royal Oak, MI (US);
Everard J Scott, Sterling Heights, MI
(US); **Michael Gillam**, Oxford, MI
(US); **Gregory A. Howell**, Farmington,
MI (US)
(73) Assignee: **FCA US LLC**, Auburn Hills, MI (US)
(**) Term: **15 Years**
(21) Appl. No.: **29/673,658**
(22) Filed: **Dec. 17, 2018**

D711,653 S * 8/2014 Pacetti D3/318
D712,322 S * 9/2014 Kobayashi D12/169
D712,805 S * 9/2014 Murkett D12/169
D742,119 S * 11/2015 Batista D3/318
D744,915 S * 12/2015 Curic D12/169
D751,003 S * 3/2016 Rupar D12/163
D751,007 S * 3/2016 Curic D12/169
D753,036 S * 4/2016 Curic D12/169
D758,259 S * 6/2016 Messale D12/169
D762,147 S * 7/2016 Messale D12/169
D763,143 S * 8/2016 Varga D12/169
D763,744 S * 8/2016 Behmer D12/169
D771,536 S * 11/2016 Wolff D12/169
D775,038 S * 12/2016 Frascella D12/169
D776,021 S * 1/2017 Kapitonov D12/169
D781,586 S * 3/2017 Reinhart D3/318
D781,587 S * 3/2017 Mangano D3/318
D793,294 S * 8/2017 Lee D12/169
D793,295 S * 8/2017 McCabe D12/169
D797,456 S * 9/2017 Chen D3/318
D797,616 S * 9/2017 Lee D12/169

(Continued)

Primary Examiner — Susan Bennett Hattan
Assistant Examiner — Suzanne E Tisdell
(74) *Attorney, Agent, or Firm* — Ralph E. Smith

Related U.S. Application Data

(63) Continuation-in-part of application No. 29/626,553,
filed on Nov. 17, 2017, now Pat. No. Des. 837,099.
(51) **LOC (12) Cl.** **12-16**
(52) **U.S. Cl.**
USPC **D12/190**
(58) **Field of Classification Search**
USPC D12/86, 90, 91, 92, 163, 169, 171, 196,
D12/216; D3/318
CPC B60R 19/02; B60R 19/04; B62D 25/00;
B62D 25/06; B62D 25/08; B62D 35/00
See application file for complete search history.

(57) **CLAIM**

The ornamental design for a lower air dam, as shown and described.

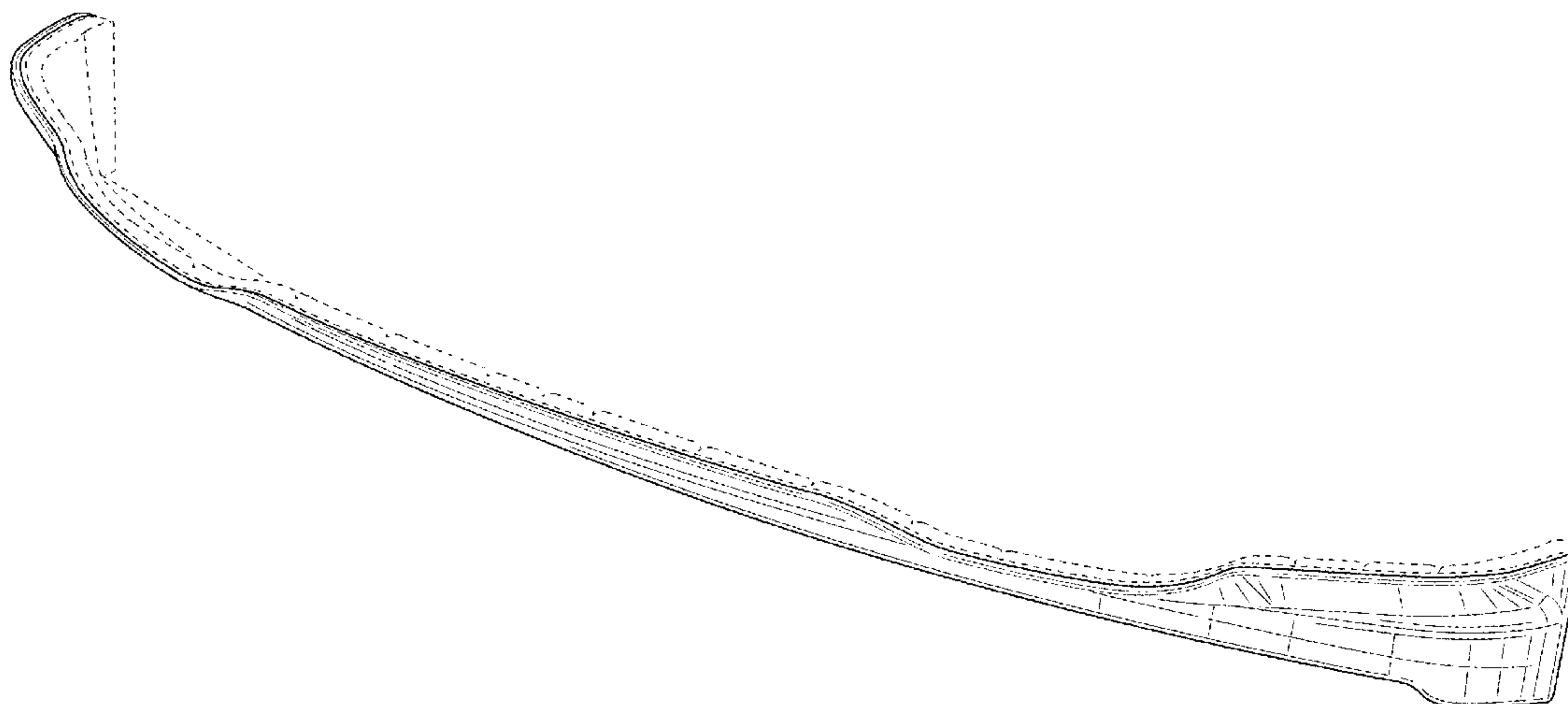
DESCRIPTION

FIG. 1 is a front perspective view of a lower air dam showing our new design;
FIG. 2 is a top view thereof;
FIG. 3 is a bottom view thereof;
FIG. 4 is a front view thereof;
FIG. 5 is a rear view thereof; and,
FIG. 6 is a side view thereof.
It will be understood that the broken lines shown in the drawings illustrate portions of the lower air dam that form no part of the claimed design.

(56) **References Cited**
U.S. PATENT DOCUMENTS

D698,708 S * 2/2014 Rupar D12/169
D701,800 S * 4/2014 Campbell D12/169

1 Claim, 5 Drawing Sheets



(56)

References Cited

U.S. PATENT DOCUMENTS

D798,201 S	*	9/2017	Zavatski	D12/169
D800,621 S	*	10/2017	Bucher	D12/196
D801,236 S	*	10/2017	Kozub	D12/169
D803,738 S	*	11/2017	Granlund	D12/169
D807,255 S	*	1/2018	Piscitelli	D12/169

* cited by examiner

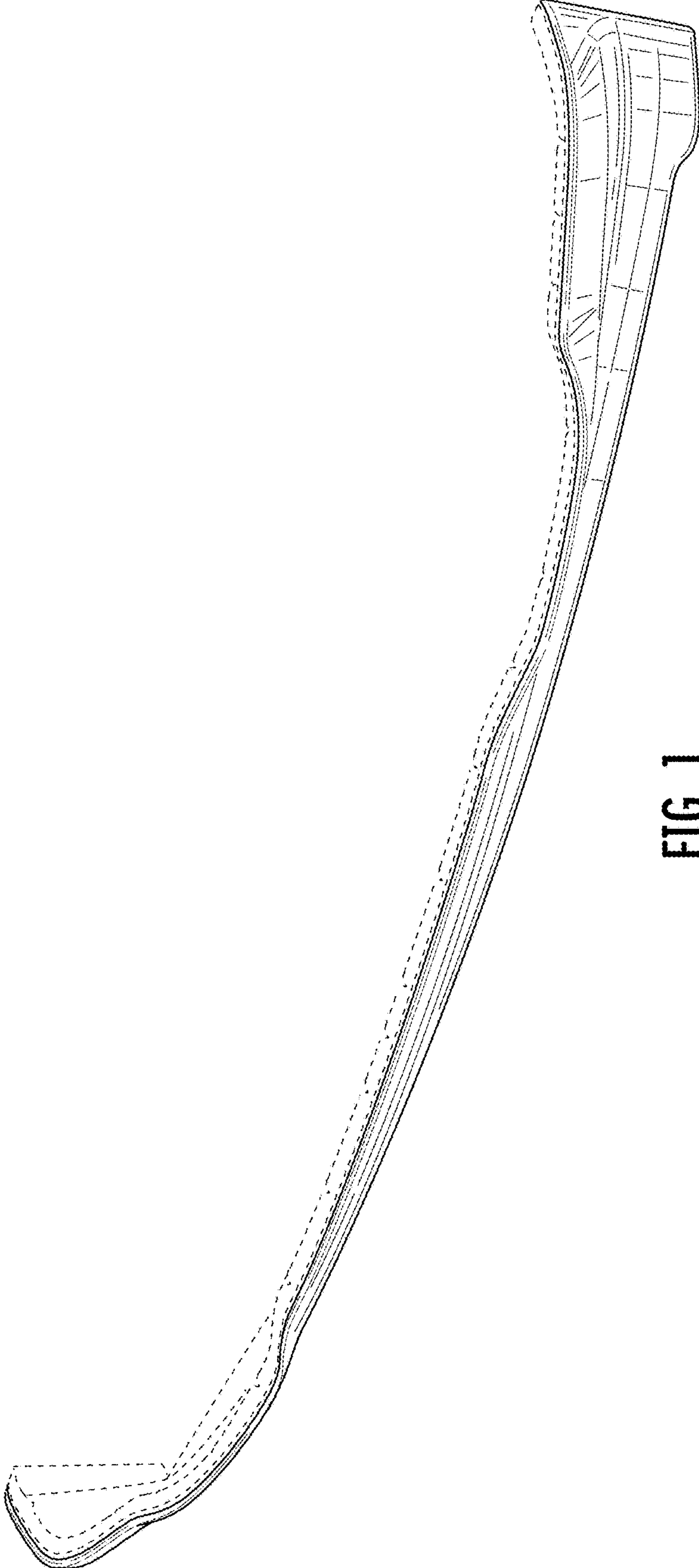


FIG. 1

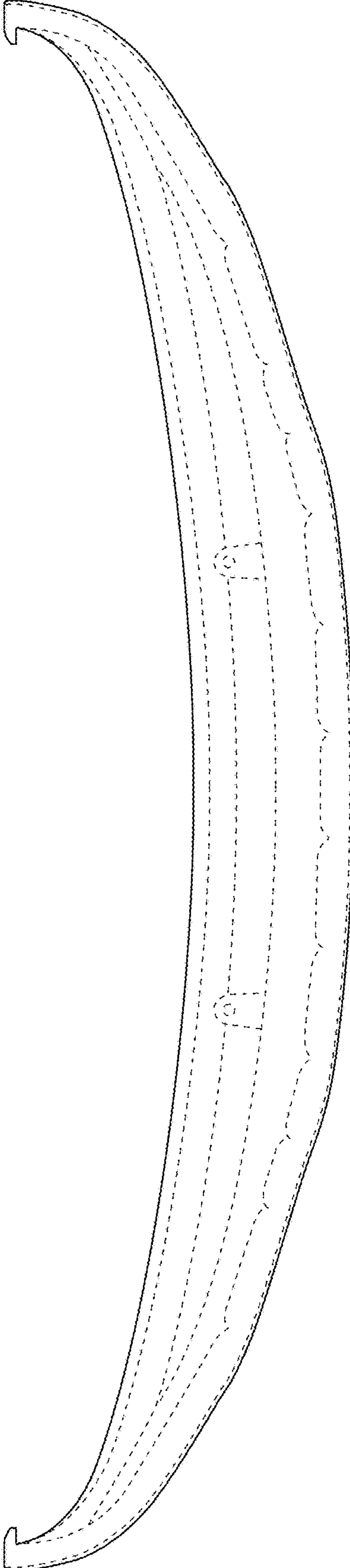


FIG. 2

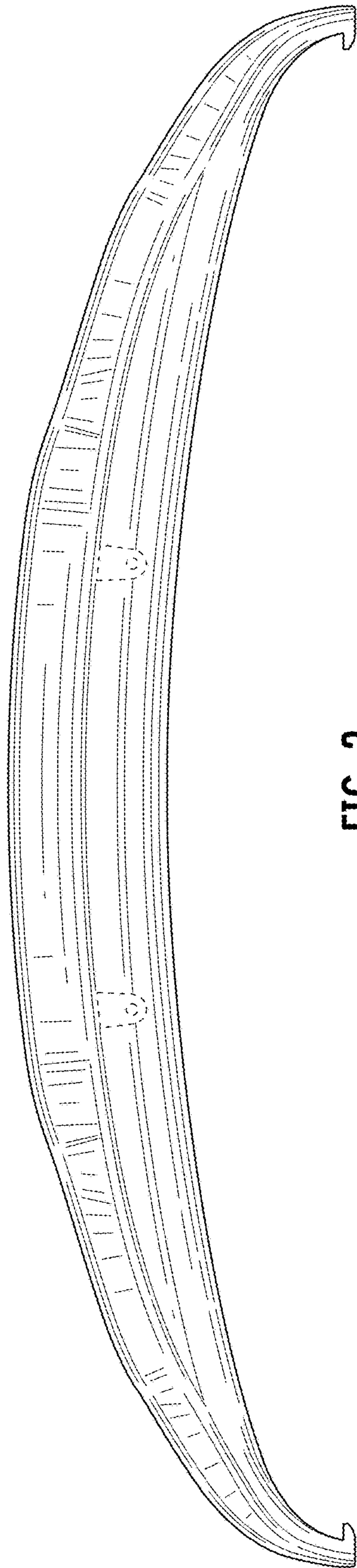


FIG. 3




FIG. 4




FIG. 5

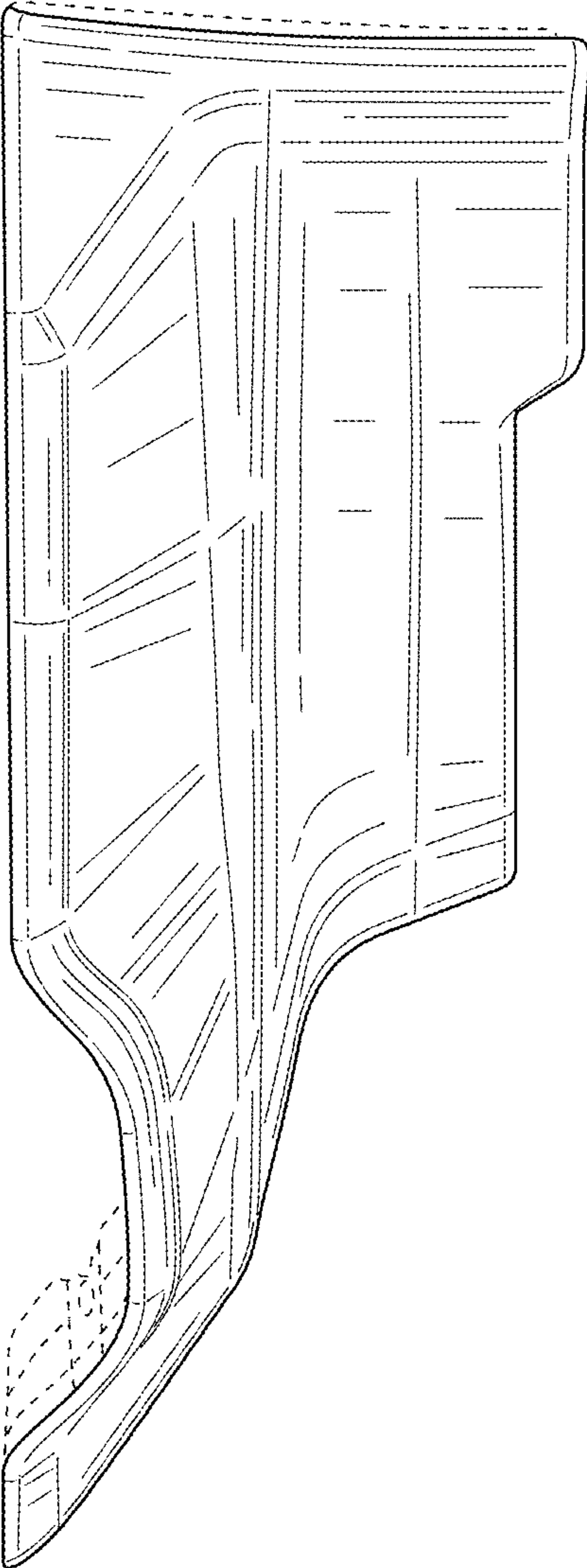


FIG. 6