



US00D863139S

(12) **United States Design Patent** (10) **Patent No.:** **US D863,139 S**  
**Hoste et al.** (45) **Date of Patent:** **\*\* Oct. 15, 2019**

(54) **VEHICLE GRILLE**  
(71) Applicants: **Paul Hoste**, White Lake, MI (US);  
**Irina Zavatski**, Rochester Hills, MI (US)  
(72) Inventors: **Paul Hoste**, White Lake, MI (US);  
**Irina Zavatski**, Rochester Hills, MI (US)  
(73) Assignee: **FCA US LLC**, Auburn Hills, MI (US)  
(\*\*) Term: **15 Years**

D554,563 S \* 11/2007 Moushegian ..... D12/91  
D731,922 S \* 6/2015 Beaven ..... D12/91  
D733,619 S \* 7/2015 Glover et al.  
D777,065 S \* 1/2017 Patel ..... D12/163  
D807,797 S \* 1/2018 Peat ..... D12/163  
D810,626 S \* 2/2018 Macey ..... D12/91  
D811,270 S \* 2/2018 Zhang ..... D12/91  
D814,354 S \* 4/2018 Fisker ..... D12/91  
D823,722 S \* 7/2018 Hoste ..... D12/91  
D826,107 S \* 8/2018 DiCanzio ..... D12/163  
D827,495 S \* 9/2018 Piscitelli ..... D12/91  
D828,223 S \* 9/2018 Piscitelli ..... D12/91  
D842,172 S \* 3/2019 Chi ..... D12/163  
D842,175 S \* 3/2019 Hartenstein ..... D12/163  
D847,025 S \* 4/2019 Zavatski ..... D12/91

\* cited by examiner

(21) Appl. No.: **29/646,883**  
(22) Filed: **May 8, 2018**  
(51) **LOC (12) Cl.** ..... **12-16**  
(52) **U.S. Cl.**  
USPC ..... **D12/163**  
(58) **Field of Classification Search**  
USPC ..... D12/169, 196, 86, 90-92, 163, 190, 98,  
D12/164; 293/102, 113, 115, 117, 120,  
293/193.11; 296/180.1, 180.2; 180/68.1,  
180/68.6  
CPC ..... B60R 19/52; B60K 11/08; B62D 25/08;  
B62B 9/16  
See application file for complete search history.

*Primary Examiner* — Melody N Brown  
(74) *Attorney, Agent, or Firm* — Ralph E. Smith

(57) **CLAIM**

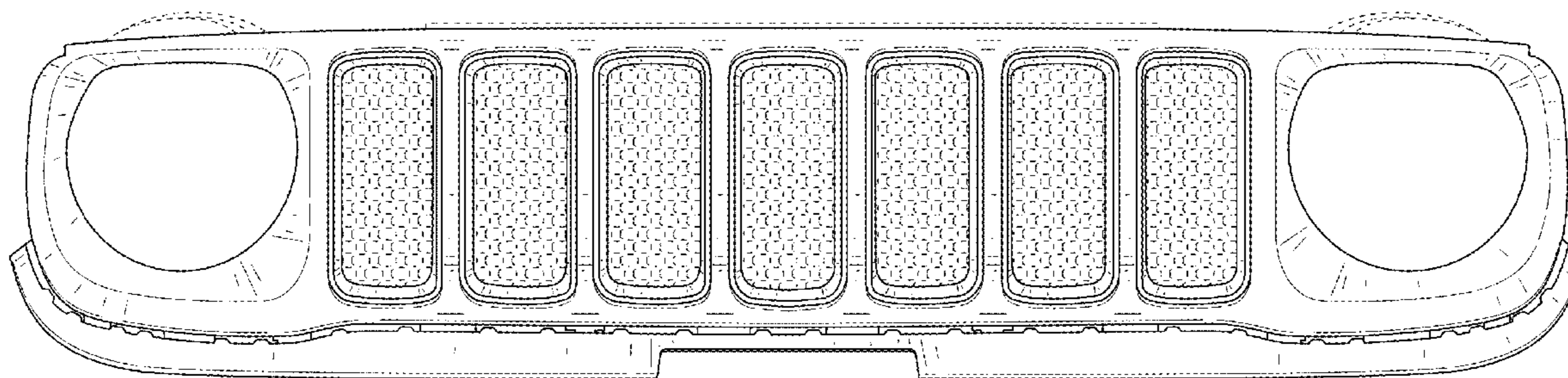
The ornamental design for a vehicle grille, as shown and described.

**DESCRIPTION**

FIG. 1 is a front and right side perspective view of a vehicle grille showing our new design;  
FIG. 2 is a front and left side perspective view thereof;  
FIG. 3 is a front elevational view thereof;  
FIG. 4 is a rear elevational view thereof;  
FIG. 5 is a right side elevational view thereof;  
FIG. 6 is a top plan view thereof; and,  
FIG. 7 is a bottom plan view thereof.  
It will be understood that the broken lines shown in the drawings illustrate portions of the vehicle grille that form no part of claimed design.

(56) **References Cited**  
U.S. PATENT DOCUMENTS  
D428,425 S 7/2000 Ratcliffe  
D497,572 S \* 10/2004 Widmann ..... D12/91  
D507,766 S \* 7/2005 McMahan ..... D12/91  
D534,097 S \* 12/2006 Renkert ..... D12/91  
D534,458 S \* 1/2007 Renkert ..... D12/91

**1 Claim, 7 Drawing Sheets**



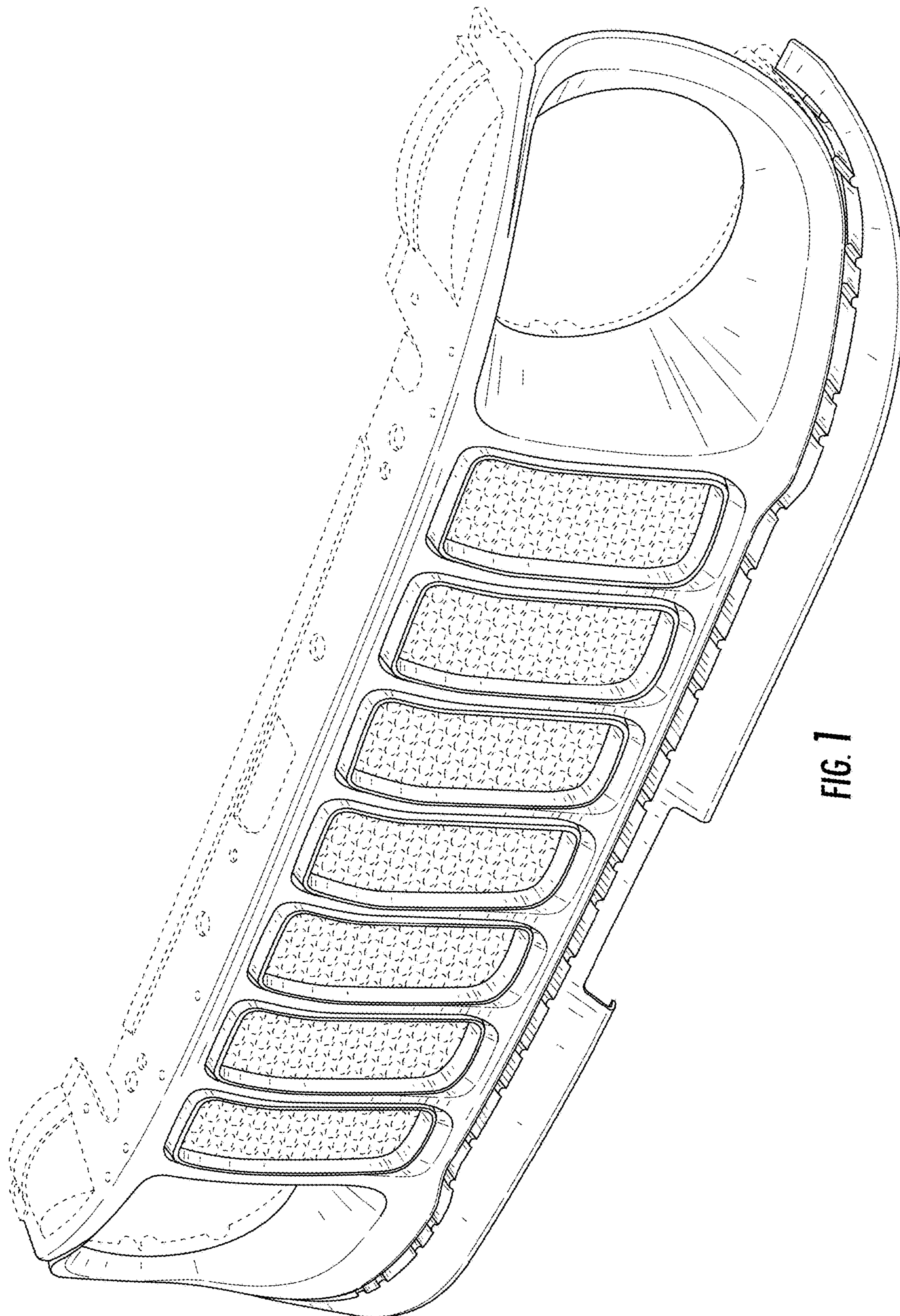


FIG. 1

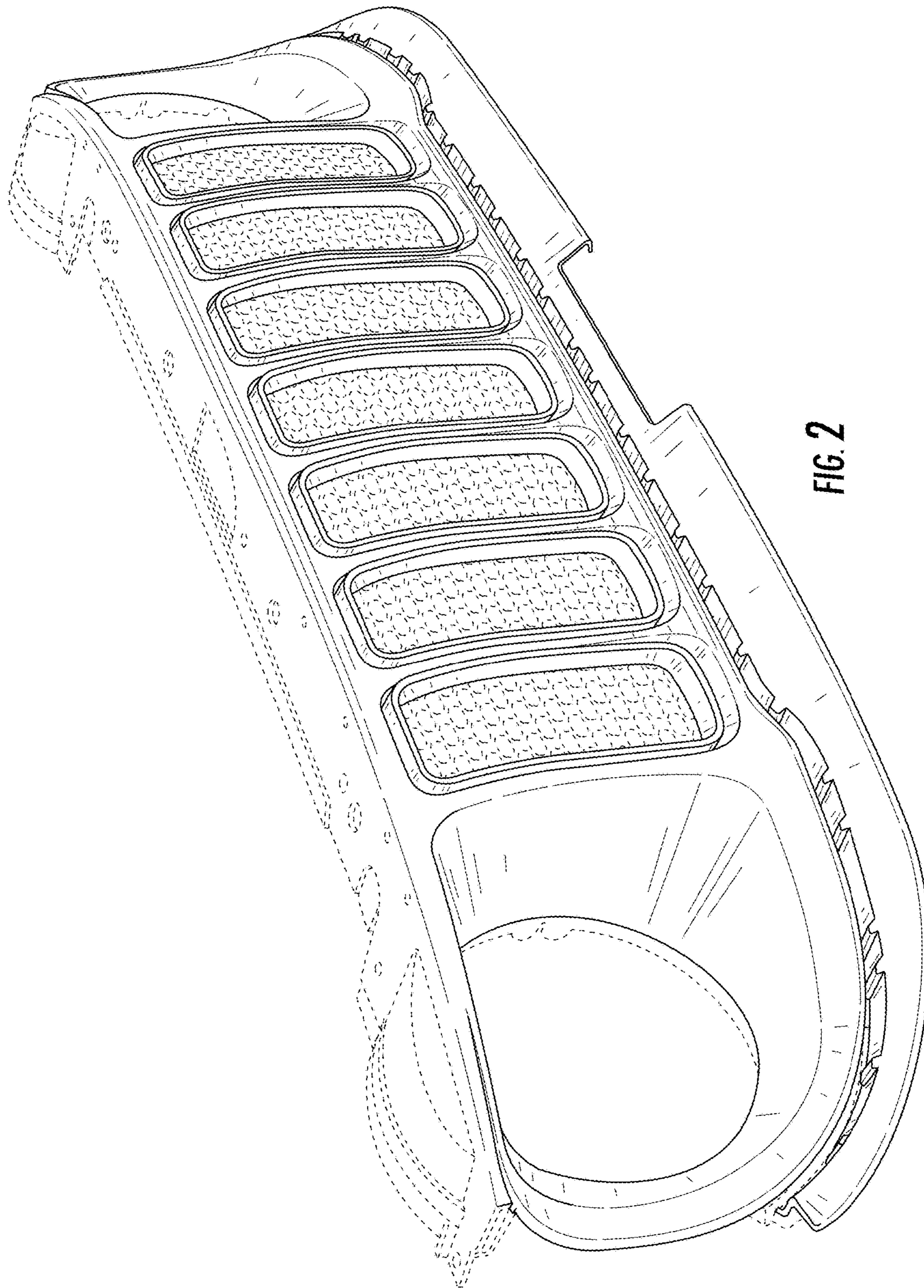


FIG. 2

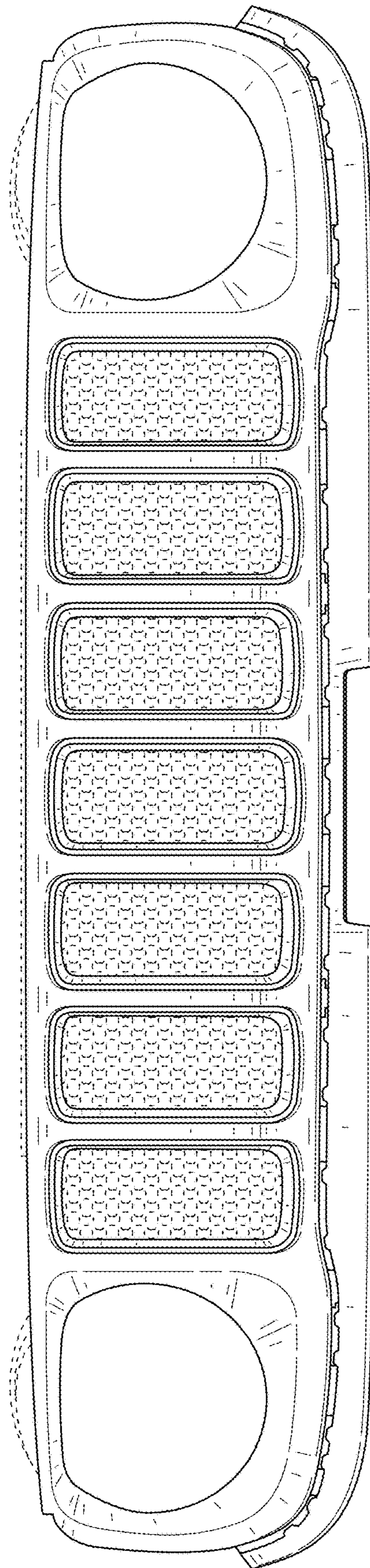


FIG. 3

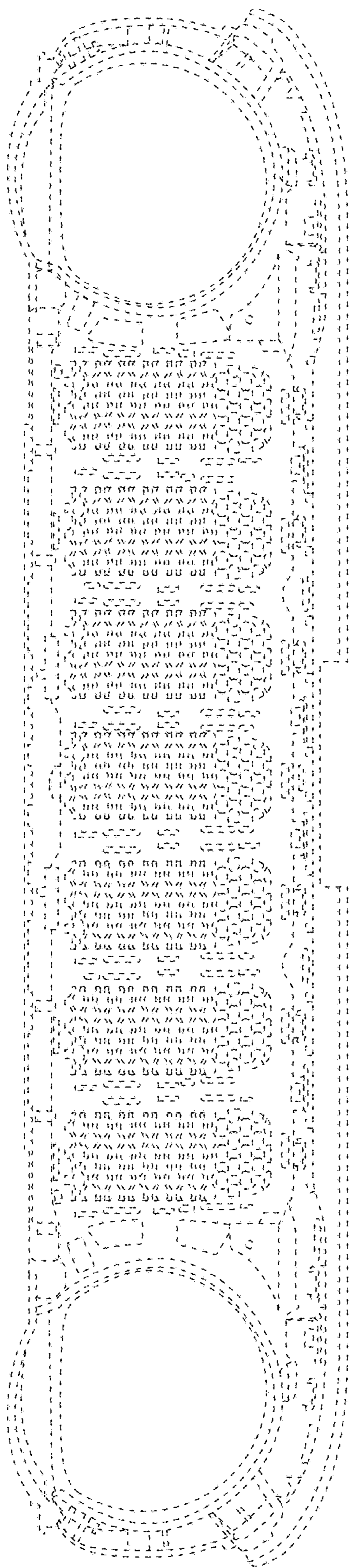
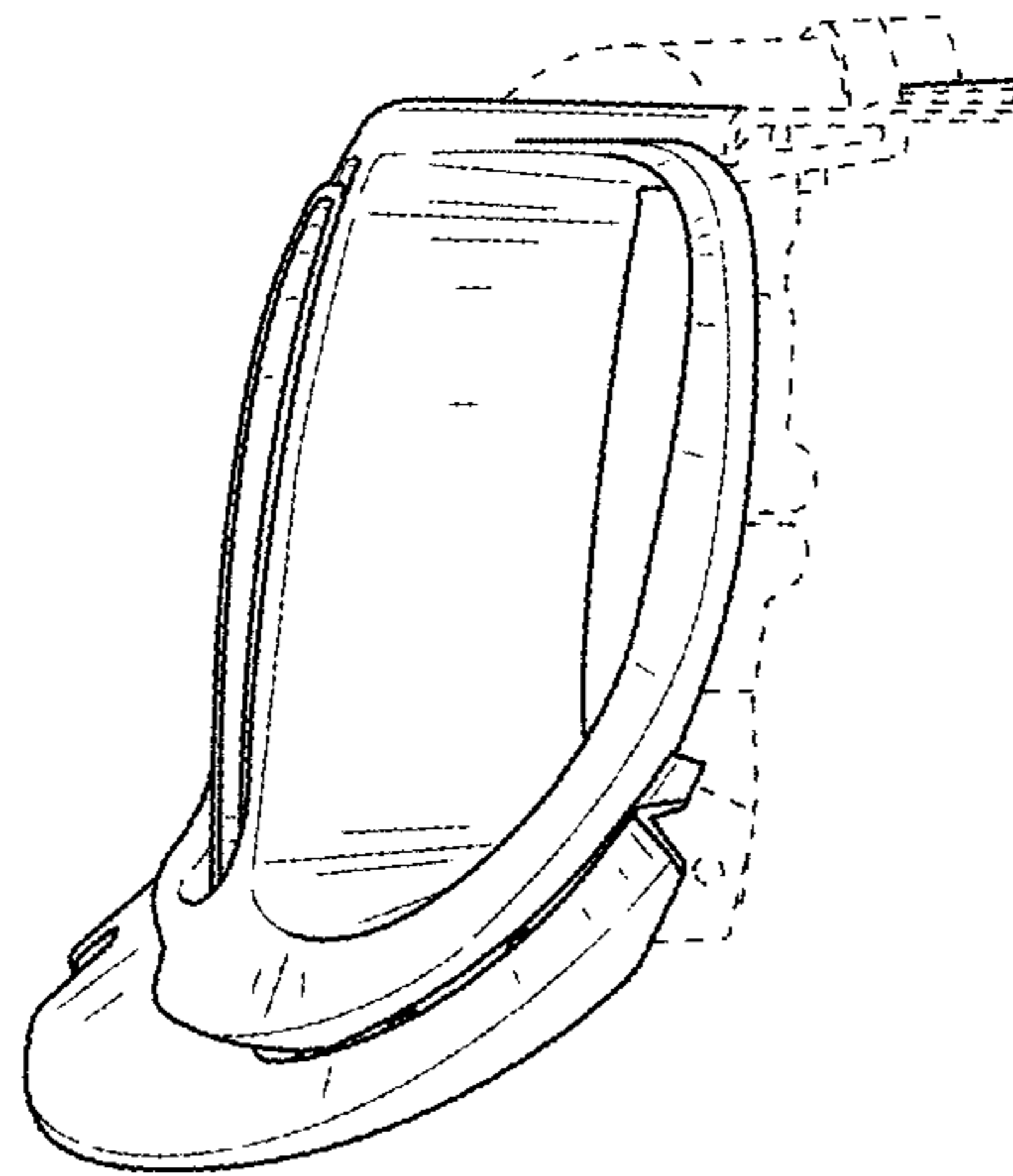


FIG. 4



**FIG. 5**

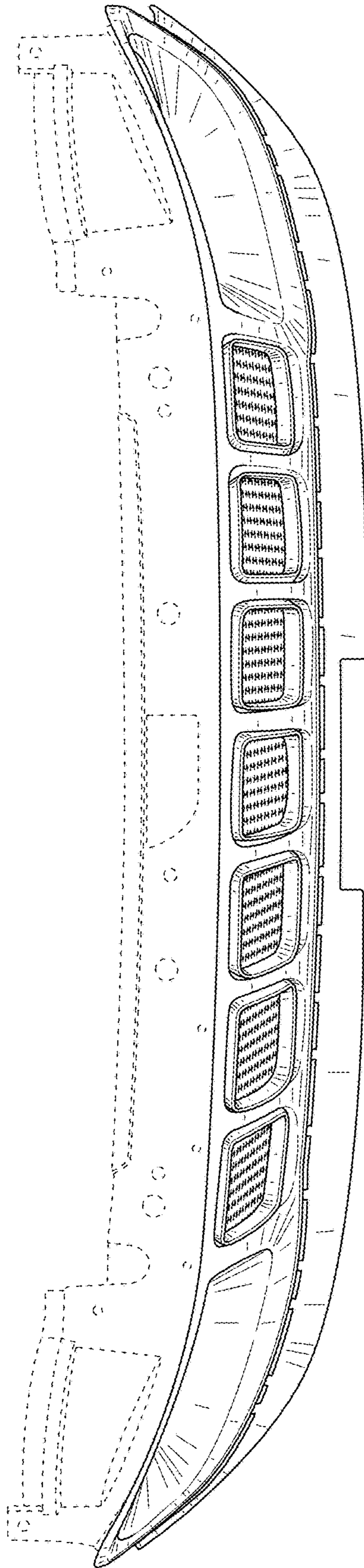


FIG. 6

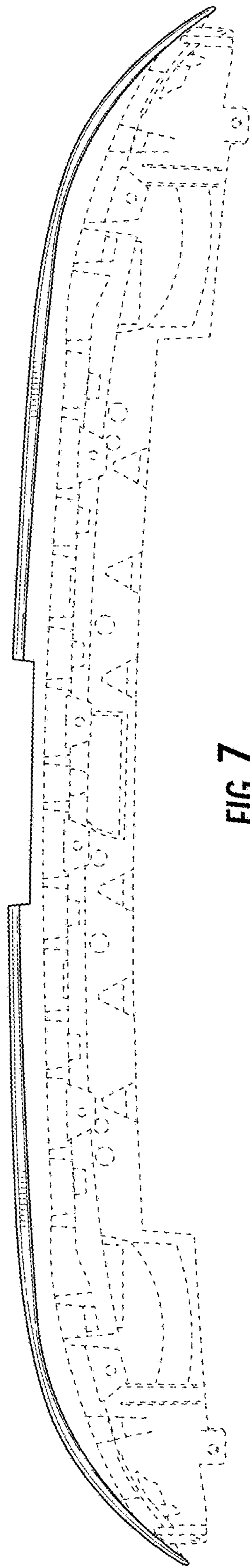


FIG. 7