



US00D863133S

(12) **United States Design Patent** (10) **Patent No.:** **US D863,133 S**  
**Woodhouse et al.** (45) **Date of Patent:** **\*\* Oct. 15, 2019**

(54) **VEHICLE FRONT LOWER GRILLE**

(71) Applicant: **Ford Global Technologies, LLC,**  
Dearborn, MI (US)

(72) Inventors: **David Woodhouse,** Troy, MI (US);  
**Earl C. Lucas,** Southfield, MI (US);  
**Shawn Wehrly,** Northville, MI (US);  
**Keith Rogman,** Fenton, MI (US);  
**Johnathan S. Ouyang,** Ann Arbor, MI (US)

(73) Assignee: **Ford Global Technologies, LLC,**  
Dearborn, MI (US)

(\*\*) Term: **15 Years**

(21) Appl. No.: **29/624,233**

(22) Filed: **Oct. 31, 2017**

(51) **LOC (12) Cl.** ..... **12-16**

(52) **U.S. Cl.**  
USPC ..... **D12/163**

(58) **Field of Classification Search**  
USPC ..... D12/86, 90-92, 98, 163, 169, 171, 196,  
D12/216  
CPC ... B60R 19/50; B60R 19/52; B60R 2019/525;  
B60K 11/08; B60K 11/085; B62D 25/08;  
B62D 25/084  
See application file for complete search history.

(56) **References Cited**

**U.S. PATENT DOCUMENTS**

D727,221 S \* 4/2015 Rugar ..... D12/163  
D740,184 S \* 10/2015 Blanski ..... D12/163

D771,533 S \* 11/2016 Kapitonov ..... D12/169  
D771,534 S \* 11/2016 Bucher ..... D12/169  
D806,616 S \* 1/2018 Granlund ..... D12/163  
D831,546 S \* 10/2018 Granlund ..... D12/163  
D837,700 S \* 1/2019 Gueler ..... D12/163  
D838,637 S \* 1/2019 Nakagawa ..... D12/169

**OTHER PUBLICATIONS**

<https://www.lincoln.com/luxury-crossovers/mkc/gallery/> Mar. 4, 2019  
(Year: 2019).\*

\* cited by examiner

*Primary Examiner* — Leanne Was-Englehart

(74) *Attorney, Agent, or Firm* — Vichit Chea

(57) **CLAIM**

The ornamental design for a vehicle front lower grille, as shown and described.


**DESCRIPTION**

FIG. 1 is a top, front, and left side perspective view of a vehicle front lower grille, showing our new design;  
FIG. 2 is a bottom, front, and left side perspective view thereof;  
FIG. 3 is a top, rear, and left side perspective view thereof;  
FIG. 4 is a front elevational view thereof;  
FIG. 5 is a rear elevational view thereof;  
FIG. 6 is a left side elevational view thereof;  
FIG. 7 is a right side elevational view thereof;  
FIG. 8 is a top plan view thereof; and,  
FIG. 9 is a bottom plan view thereof.

**1 Claim, 9 Drawing Sheets**



*FIG. 1*



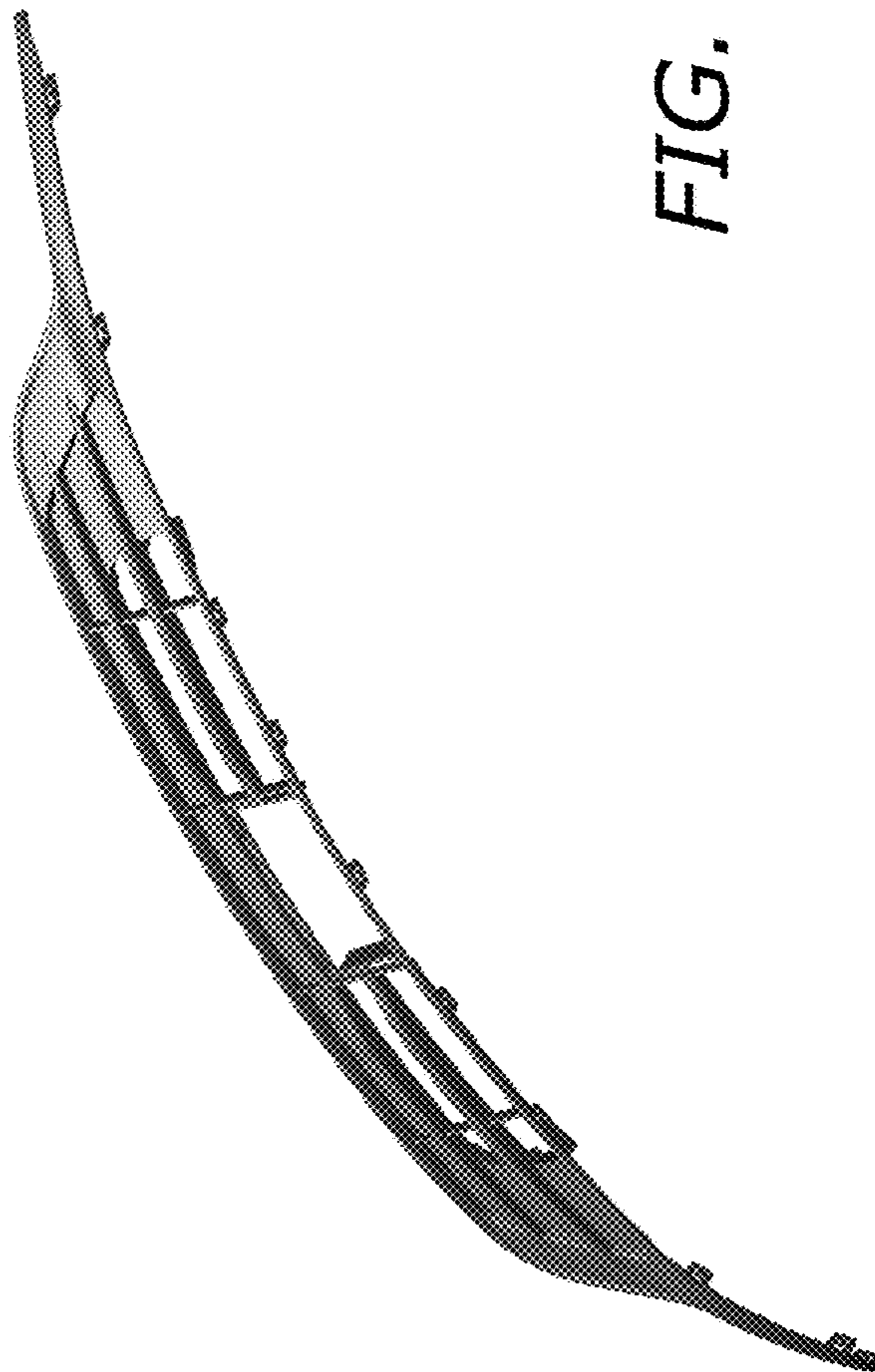


FIG. 2





FIG. 3



*FIG. 4*






FIG. 5




FIG. 6




FIG. 7



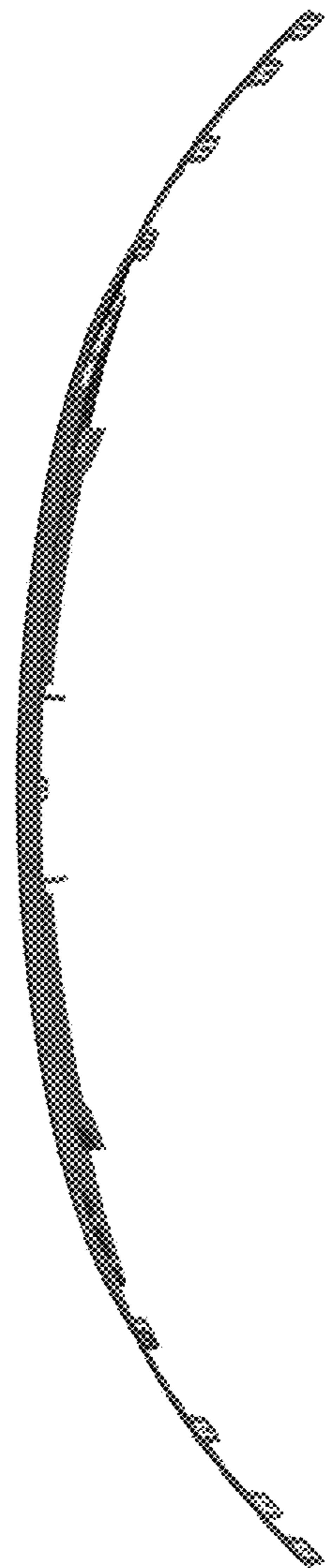


FIG. 8




FIG. 9