



US00D863120S

(12) **United States Design Patent**
Isaacson

(10) **Patent No.:** **US D863,120 S**
(45) **Date of Patent:** **** Oct. 15, 2019**

(54) **ILLUMINABLE MOTORCYCLE ENGINE GUARD**

(71) Applicant: **Steven Isaacson**, Glenview, IL (US)

(72) Inventor: **Steven Isaacson**, Glenview, IL (US)

(**) Term: **15 Years**

(21) Appl. No.: **29/633,743**

(22) Filed: **Jan. 15, 2018**

(51) **LOC (12) Cl.** **12-11**

(52) **U.S. Cl.**

USPC **D12/126**; D12/114

(58) **Field of Classification Search**

USPC D12/110, 114, 126, 182, 184, 186

CPC B62J 23/00; B62J 25/00

See application file for complete search history.

(56) **References Cited**

U.S. PATENT DOCUMENTS

D235,323 S *	6/1975	Higginbotham	D12/114
D235,324 S *	6/1975	Higginbotham	D12/114
D270,527 S *	9/1983	O'Rourke	D12/114
5,008,782 A	4/1991	Murray		
D361,311 S *	8/1995	Lindby	D12/114
6,053,626 A	4/2000	Zagrodnik et al.		
6,419,039 B1 *	7/2002	Wagner	B62J 27/00 180/219
6,464,379 B1	10/2002	Kenna		
D484,074 S *	12/2003	Henneberry	D12/114
6,910,704 B1 *	6/2005	Celiceo	B62J 23/00 280/304.4
6,969,083 B2 *	11/2005	Egan	B62J 25/00 180/219
D513,719 S *	1/2006	Egan	D12/126
6,981,713 B2	1/2006	Lindby		
7,025,368 B2 *	4/2006	Barnes	B62J 23/00 280/288.4
D521,416 S *	5/2006	Lindby	D12/114
7,083,181 B2 *	8/2006	Lindby	B62J 25/00 280/291
7,108,273 B2 *	9/2006	Hunwardsen	B62J 25/00 180/219

D546,734 S *	7/2007	Wang	D12/126
D548,142 S *	8/2007	Lindby	D12/114
7,475,897 B2 *	1/2009	Wang	B62J 23/00 180/219
9,180,924 B1 *	11/2015	Beaudry	B62J 27/00

(Continued)

FOREIGN PATENT DOCUMENTS

WO 2014084801 A1 6/2014

OTHER PUBLICATIONS

<http://www.kandgcycles.com/black-highway-to-hell-motorcycle-engine-guards-1999-2008.html>.

http://www.xkglow.com/Chrome_Motorcycle_Highway_Bar_Switchback_Lights_p/xk034014-w.htm.

Primary Examiner — Darlington Ly

(74) *Attorney, Agent, or Firm* — Lesley A. Wallerstein, LLC

(57) **CLAIM**

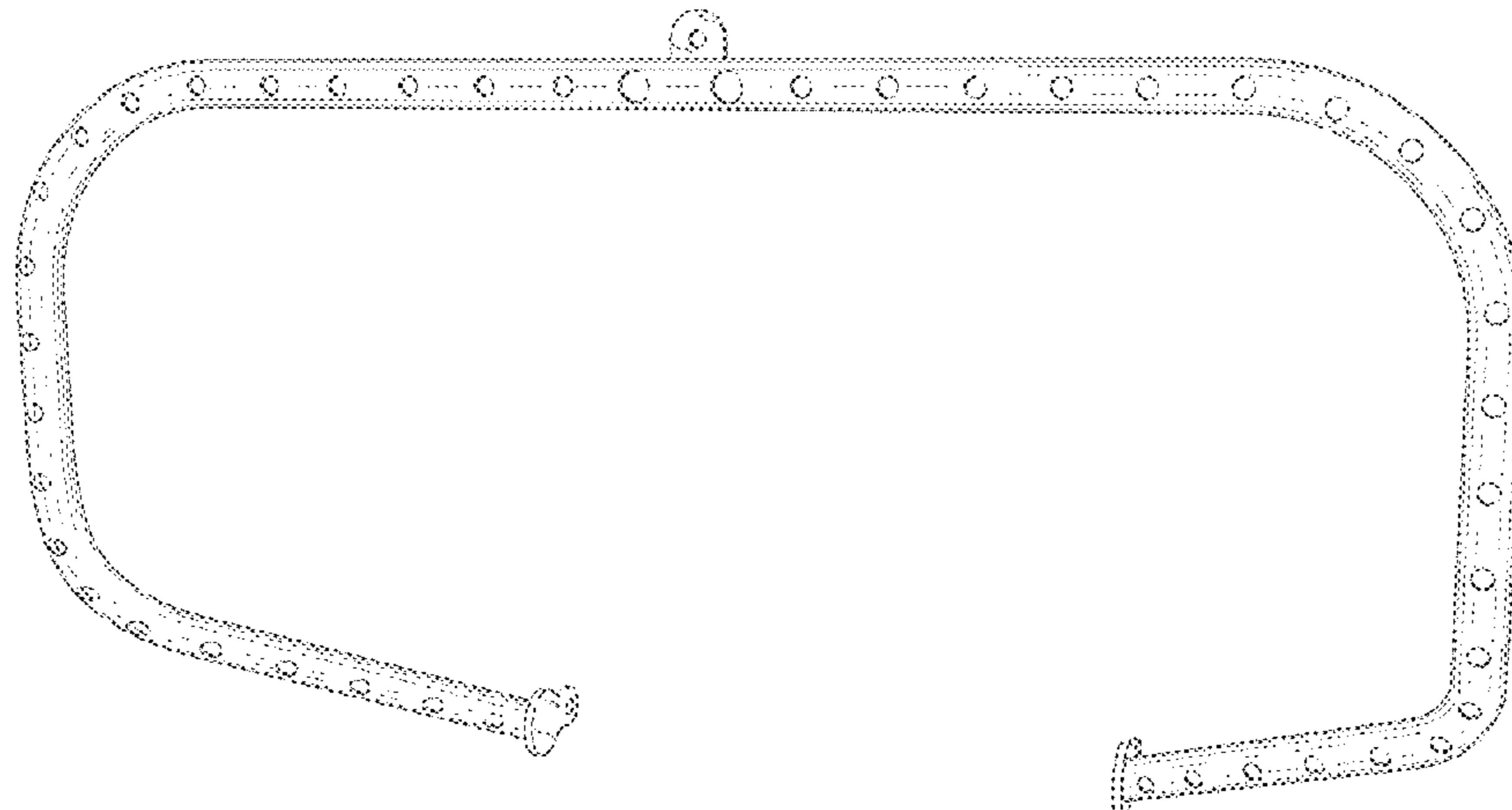
The ornamental design for an illuminable motorcycle engine guard, as shown and described.

DESCRIPTION

FIG. 1 is a front perspective view of an illuminable motorcycle engine guard showing my new design; FIG. 2 is a front elevation view thereof; FIG. 3 is a rear elevation view thereof; FIG. 4 is a left side elevation view thereof; FIG. 5 is a right side elevation view thereof; FIG. 6 is a top plan view thereof; FIG. 7 is a bottom plan view thereof; and, FIG. 8 is a front perspective view thereof when installed on an exemplary motorcycle.

The broken line showing of the motorcycle is provided for the purpose of illustrating environmental structure and forms no part of the claimed design.

1 Claim, 5 Drawing Sheets



(56)

References Cited

U.S. PATENT DOCUMENTS

D749,989	S *	2/2016	Schanz	D12/114
D784,861	S *	4/2017	Schanz	D12/114
D786,139	S *	5/2017	Yaffe	D12/114
2005/0178595	A1 *	8/2005	Lindby	B62J 25/00 180/219
2007/0002573	A1	1/2007	Aron	
2009/0080207	A1	3/2009	Hurwitz	
2009/0168440	A1	7/2009	Croft	
2010/0195339	A1	8/2010	May	
2016/0114846	A1	4/2016	Zhou	
2016/0193958	A1	7/2016	Smith et al.	
2017/0072836	A1	3/2017	Fay	
2017/0241611	A1	8/2017	Pan et al.	

* cited by examiner

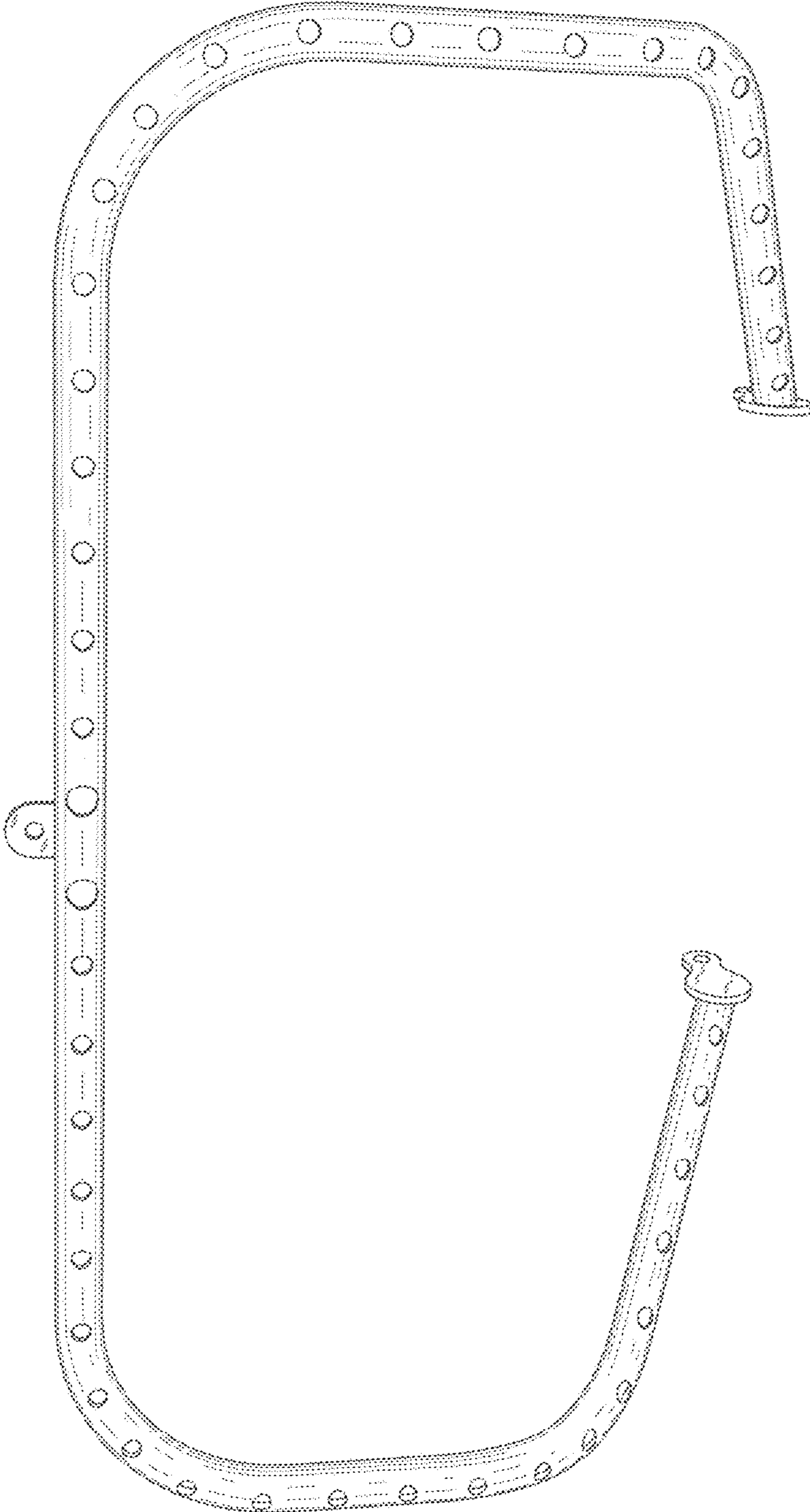


FIG. 1




FIG. 2

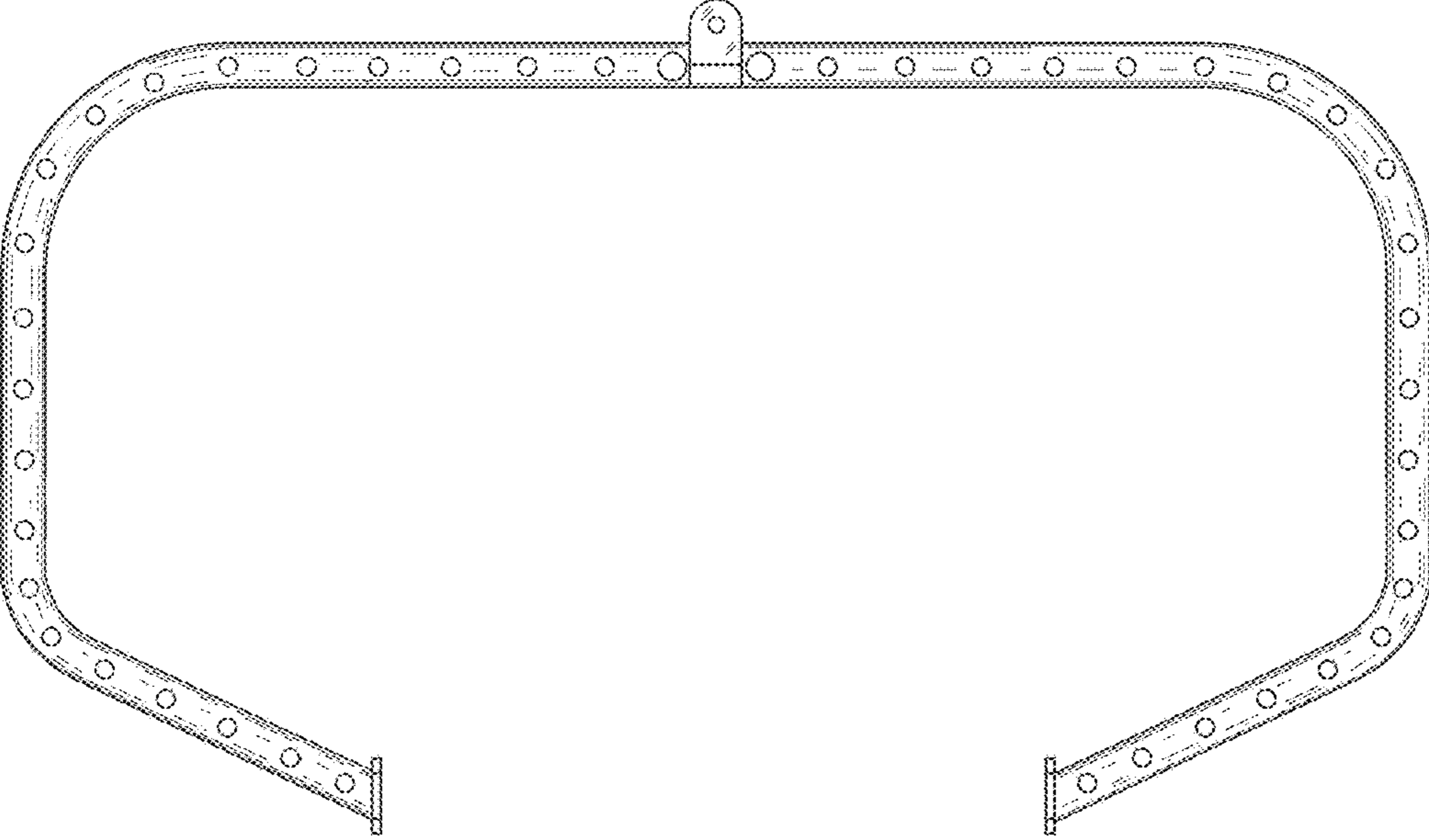


FIG. 3

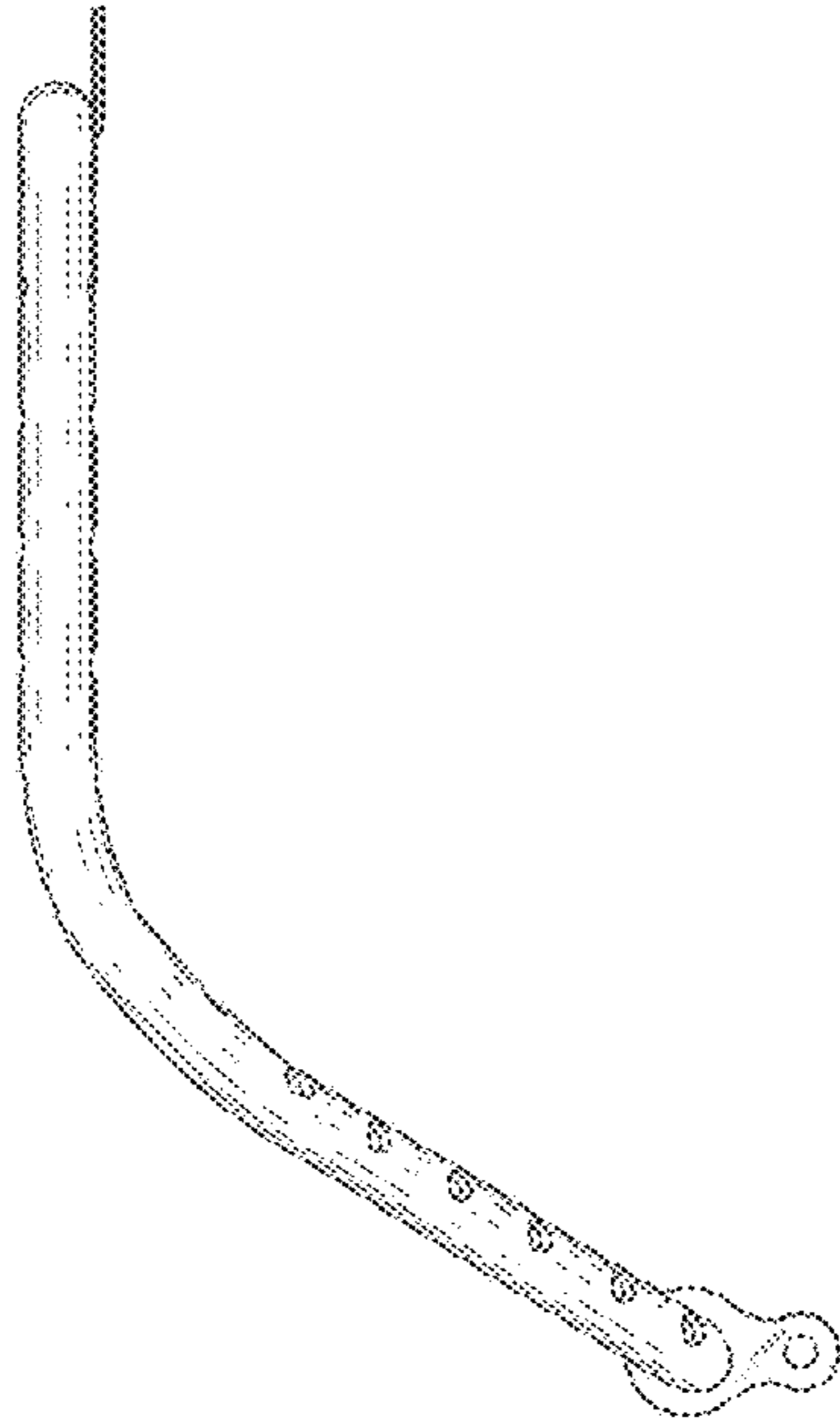


FIG. 4

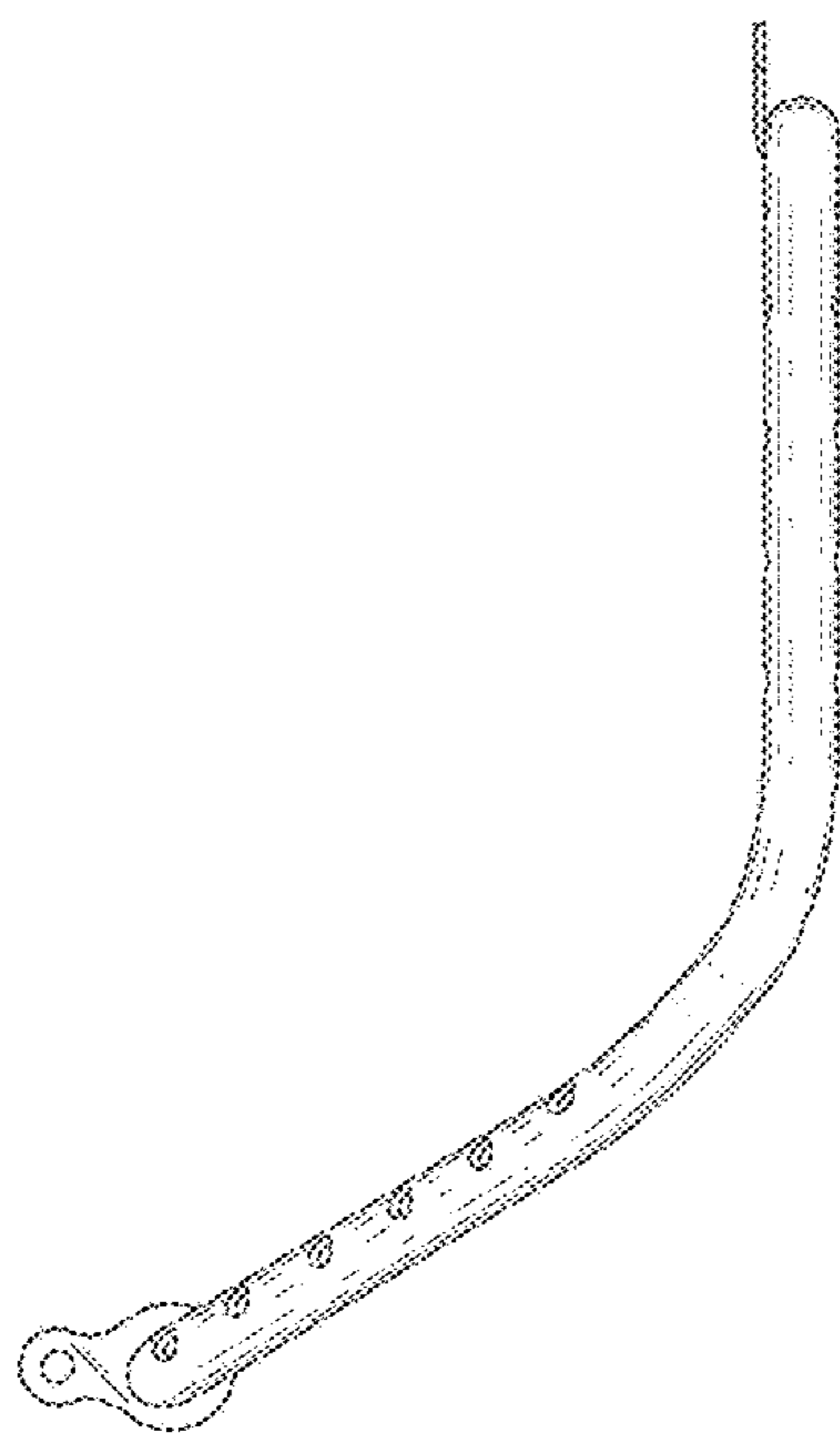


FIG. 5




FIG. 6

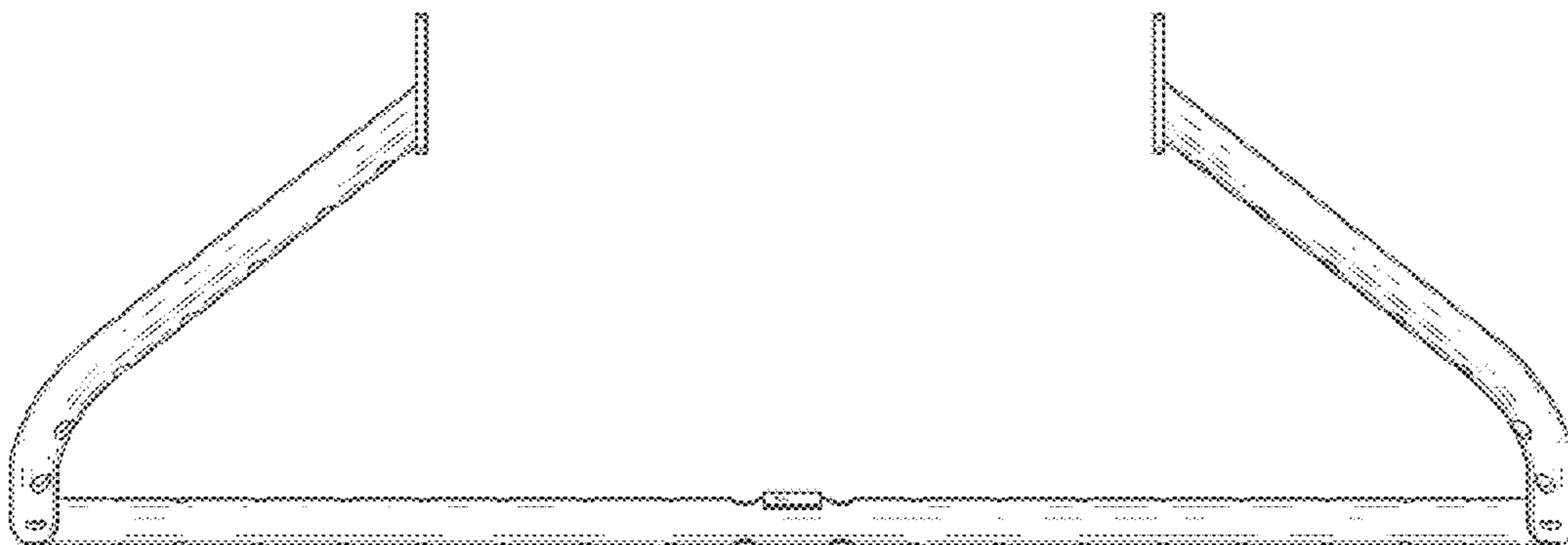


FIG. 7

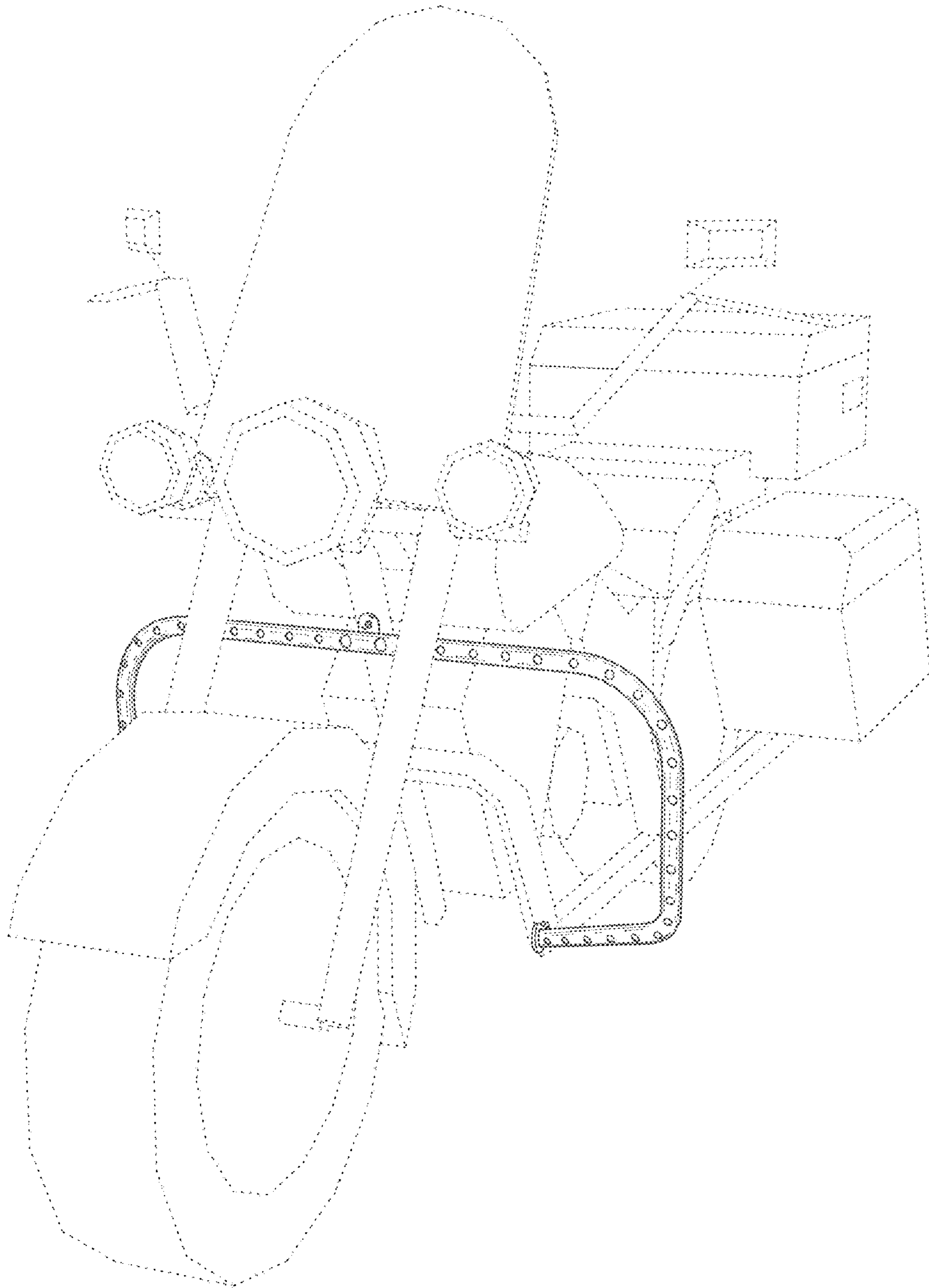


FIG. 8