

US00D863119S

(12) **United States Design Patent**  
**Isaacson**

(10) **Patent No.:** **US D863,119 S**  
(45) **Date of Patent:** **\*\* Oct. 15, 2019**

(54) **ILLUMINABLE MOTORCYCLE ENGINE GUARD**

(71) Applicant: **Steven Isaacson**, Glenview, IL (US)

(72) Inventor: **Steven Isaacson**, Glenview, IL (US)

(\*\*) Term: **15 Years**

(21) Appl. No.: **29/633,741**

(22) Filed: **Jan. 15, 2018**

(51) **LOC (12) Cl.** ..... **12-11**

(52) **U.S. Cl.**

USPC ..... **D12/126**; D12/114

(58) **Field of Classification Search**

USPC ..... D12/110, 114, 126, 182, 184, 186

CPC ... B62J 17/00; B62J 17/02; B62J 17/04; B62J

23/00; B62J 25/00; B62K 11/00; B62K

11/02; B62K 11/04

See application file for complete search history.

(56) **References Cited**

**U.S. PATENT DOCUMENTS**

D235,323	S *	6/1975	Higginbotham	.....	D12/114
D235,324	S *	6/1975	Higginbotham	.....	D12/114
D270,527	S *	9/1983	O'Rourke	.....	D12/114
5,008,782	A	4/1991	Murray		
D361,311	S *	8/1995	Lindby	.....	D12/114
6,053,626	A	4/2000	Zagrodnik et al.		
6,419,039	B1 *	7/2002	Wagner	.....	B62J 27/00 180/219
6,464,379	B1	10/2002	Kenna		
D484,074	S *	12/2003	Henneberry	.....	D12/114
6,910,704	B1 *	6/2005	Celiceo	.....	B62J 23/00 280/304.4
6,969,083	B2 *	11/2005	Egan	.....	B62J 25/00 180/219
D513,719	S *	1/2006	Egan	.....	D12/126
6,981,713	B2	1/2006	Lindby		
7,025,368	B2 *	4/2006	Barnes	.....	B62J 23/00 280/288.4
D521,416	S *	5/2006	Lindby	.....	D12/114

7,083,181 B2 \* 8/2006 Lindby ..... B62J 25/00

280/291

7,108,273 B2 \* 9/2006 Hunwardsen ..... B62J 25/00

180/219

D546,734 S \* 7/2007 Wang ..... D12/126

D548,142 S \* 8/2007 Lindby ..... D12/114

(Continued)

**FOREIGN PATENT DOCUMENTS**

WO 2014084801 A1 6/2014

**OTHER PUBLICATIONS**

<http://www.kandgcycles.com/black-highway-to-hell-motorcycle-engine-guards-1999-2008.html>.

[http://www.xkglow.com/Chrome\\_Motorcycle\\_Highway\\_Bar\\_Switchback\\_Lights\\_p/xk034014-w.htm](http://www.xkglow.com/Chrome_Motorcycle_Highway_Bar_Switchback_Lights_p/xk034014-w.htm).

*Primary Examiner* — Darlington Ly

(74) *Attorney, Agent, or Firm* — Lesley A. Wallerstein, LLC

(57) **CLAIM**

The ornamental design for an illuminable motorcycle engine guard, as shown and described.

**DESCRIPTION**

FIG. 1 is a front perspective view of an illuminable motorcycle engine guard showing my new design;

FIG. 2 is a front elevation view thereof;

FIG. 3 is a rear elevation view thereof;

FIG. 4 is a left side elevation view thereof;

FIG. 5 is a right side elevation view thereof;

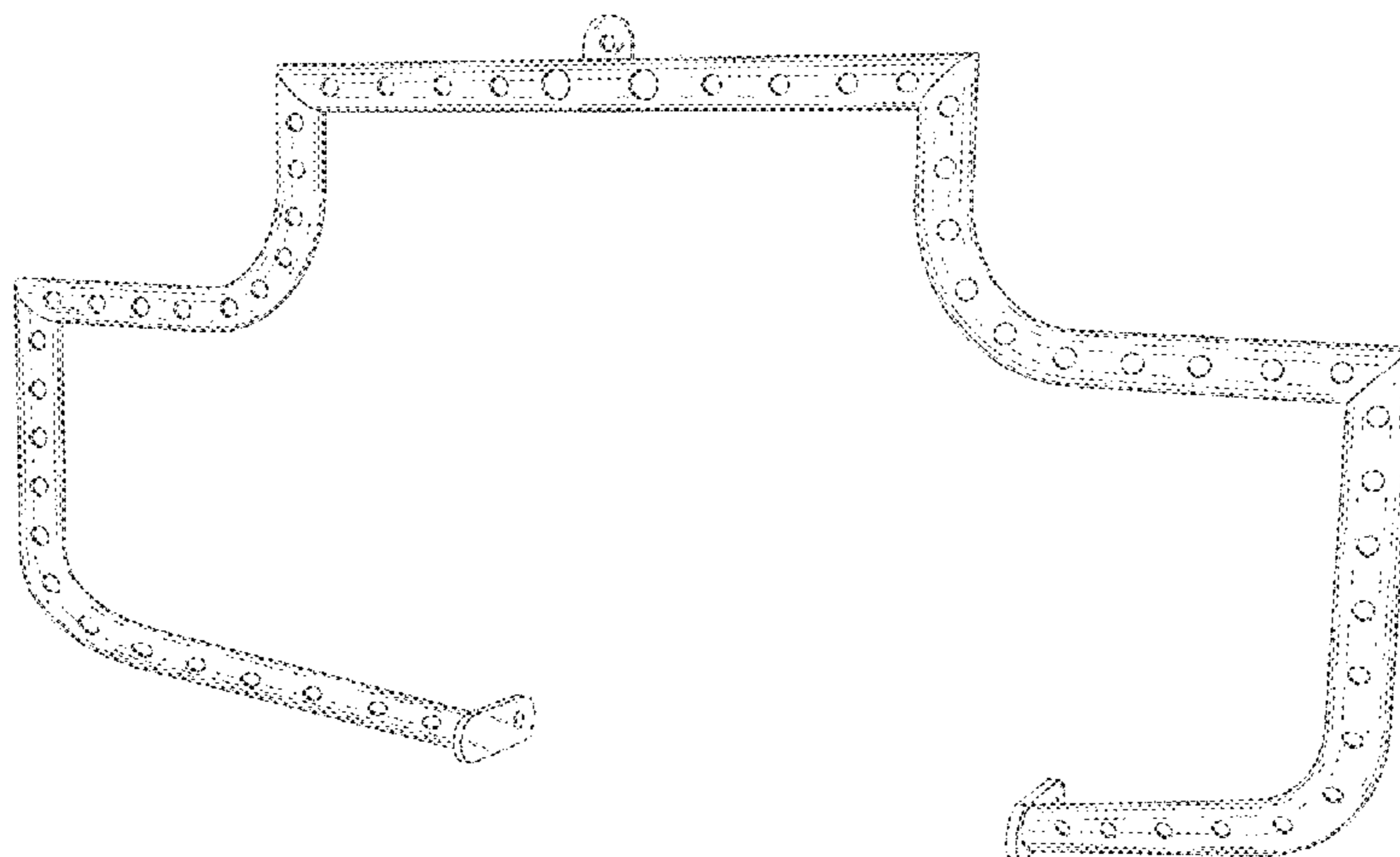
FIG. 6 is a top plan view thereof;

FIG. 7 is a bottom plan view thereof; and,

FIG. 8 is a front perspective view thereof when installed on an exemplary motorcycle.

The broken line showing of the motorcycle is provided for the purpose of illustrating environmental structure and forms no part of the claimed design.

**1 Claim, 5 Drawing Sheets**



(56)

**References Cited**

U.S. PATENT DOCUMENTS

7,475,897 B2 \* 1/2009 Wang ..... B62J 23/00  
180/219  
9,180,924 B1 \* 11/2015 Beaudry ..... B62J 27/00  
D749,989 S \* 2/2016 Schanz ..... D12/114  
D784,861 S \* 4/2017 Schanz ..... D12/114  
D786,139 S \* 5/2017 Yaffe ..... D12/114  
2005/0178595 A1 \* 8/2005 Lindby ..... B62J 25/00  
180/219  
2007/0002573 A1 1/2007 Aron  
2009/0080207 A1 3/2009 Hurwitz  
2009/0168440 A1 7/2009 Croft  
2010/0195339 A1 8/2010 May  
2016/0114846 A1 4/2016 Zhou  
2016/0193958 A1 7/2016 Smith et al.  
2017/0072836 A1 3/2017 Fay  
2017/0241611 A1 8/2017 Pan et al.

\* cited by examiner

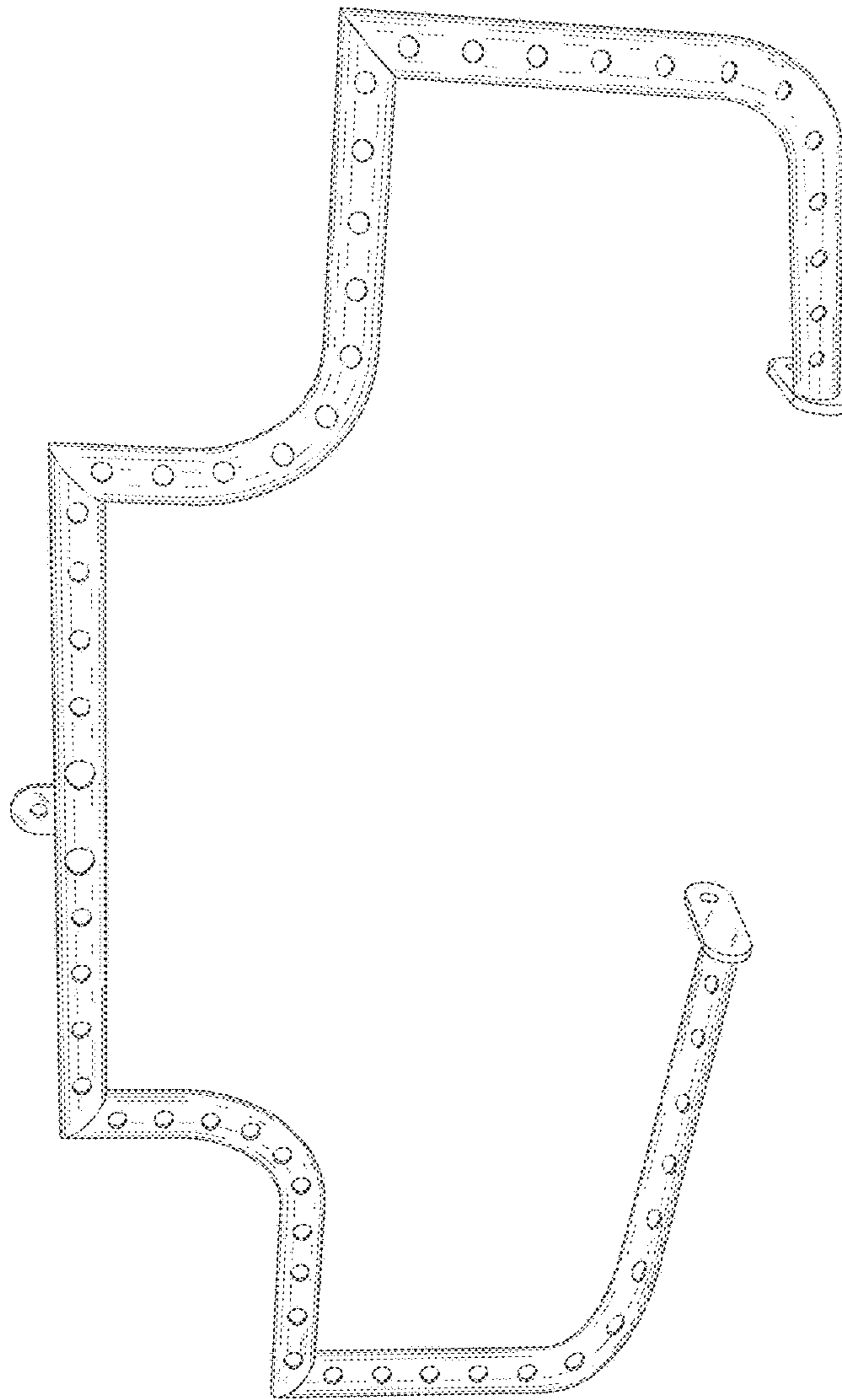


FIG. 1




FIG. 2




FIG. 3

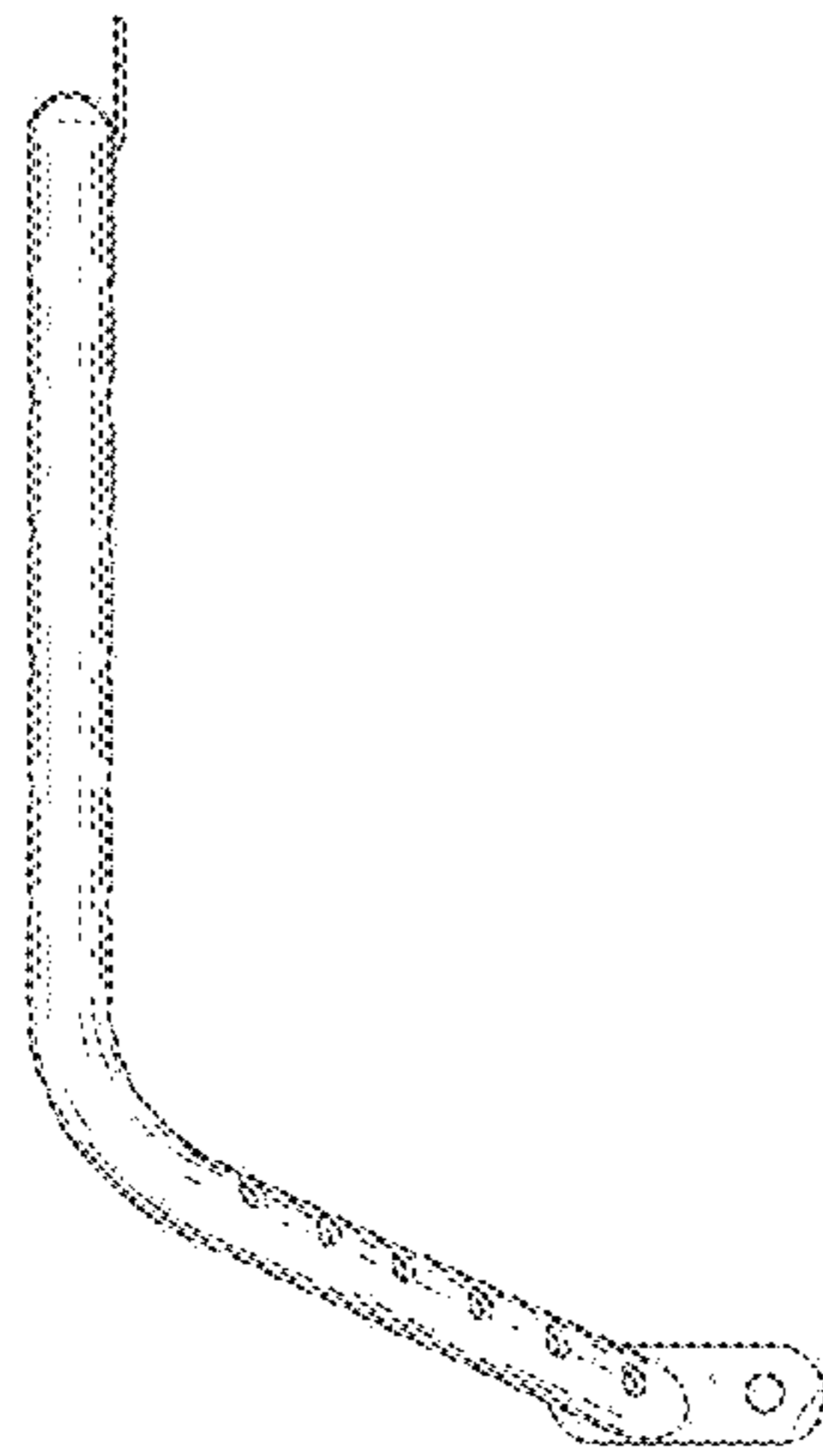


FIG. 4




FIG. 5




FIG. 6




FIG. 7

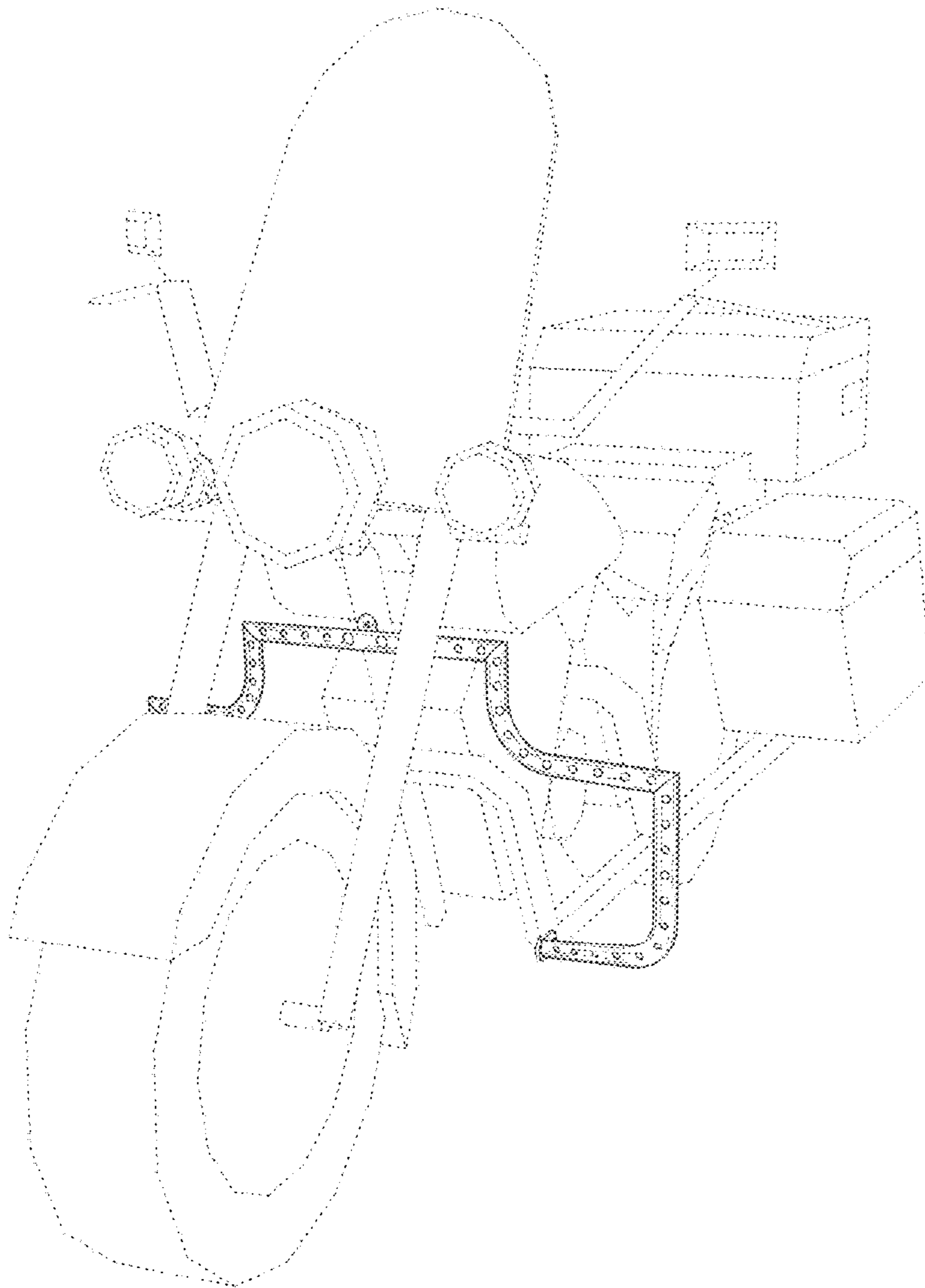


FIG. 8