



US00D863118S

(12) **United States Design Patent**
Isaacson

(10) **Patent No.:** **US D863,118 S**
(45) **Date of Patent:** **** Oct. 15, 2019**

(54) **ILLUMINABLE MOTORCYCLE ENGINE GUARD**

(71) Applicant: **Steven Isaacson**, Glenview, IL (US)

(72) Inventor: **Steven Isaacson**, Glenview, IL (US)

(**) Term: **15 Years**

(21) Appl. No.: **29/633,739**

(22) Filed: **Jan. 15, 2018**

(51) **LOC (12) Cl.** **12-11**

(52) **U.S. Cl.**

USPC **D12/126**; D12/114

(58) **Field of Classification Search**

USPC D12/110, 114, 126, 182, 184, 186

CPC ... B62J 17/00; B62J 17/02; B62J 17/04; B62J

23/00; B62J 25/00; B62K 11/00; B62K

11/02; B62K 11/04

See application file for complete search history.

(56) **References Cited**

U.S. PATENT DOCUMENTS

D235,323 S *	6/1975	Higginbotham	D12/114
D235,324 S *	6/1975	Higginbotham	D12/114
D270,527 S *	9/1983	O'Rourke	D12/114
5,008,782 A	4/1991	Murray		
D361,311 S *	8/1995	Lindby	D12/114
6,053,626 A	4/2000	Zagrodnik et al.		
6,419,039 B1 *	7/2002	Wagner	B62J 27/00 180/219
6,464,379 B1	10/2002	Kenna		
D484,074 S *	12/2003	Henneberry	D12/114
6,910,704 B1 *	6/2005	Celiceo	B62J 23/00 280/304.4
6,969,083 B2 *	11/2005	Egan	B62J 25/00 180/219
D513,719 S *	1/2006	Egan	D12/126
6,981,713 B2	1/2006	Lindby		
7,025,368 B2 *	4/2006	Barnes	B62J 23/00 280/288.4
D521,416 S *	5/2006	Lindby	D12/114

7,083,181 B2 * 8/2006 Lindby B62J 25/00

280/291

7,108,273 B2 * 9/2006 Hunwardsen B62J 25/00

180/219

D546,734 S * 7/2007 Wang D12/126

D548,142 S * 8/2007 Lindby D12/114

(Continued)

FOREIGN PATENT DOCUMENTS

WO 2014084801 A1 6/2014

OTHER PUBLICATIONS

<http://www.kandgcycles.com/black-highway-to-hell-motorcycle-engine-guards-1999-2008.html>.

http://www.xkglow.com/Chrome_Motorcycle_Highway_Bar_Switchback_Lights_p/xk034014-w.htm.

Primary Examiner — Darlington Ly

(74) *Attorney, Agent, or Firm* — Lesley A. Wallerstein, LLC

(57) **CLAIM**

The ornamental design for an illuminable motorcycle engine guard, as shown and described.

DESCRIPTION

FIG. 1 is a front perspective view of an illuminable motorcycle engine guard showing my new design;

FIG. 2 is a front elevation view thereof;

FIG. 3 is a rear elevation view thereof;

FIG. 4 is a left side elevation view thereof;

FIG. 5 is a right side elevation view thereof;

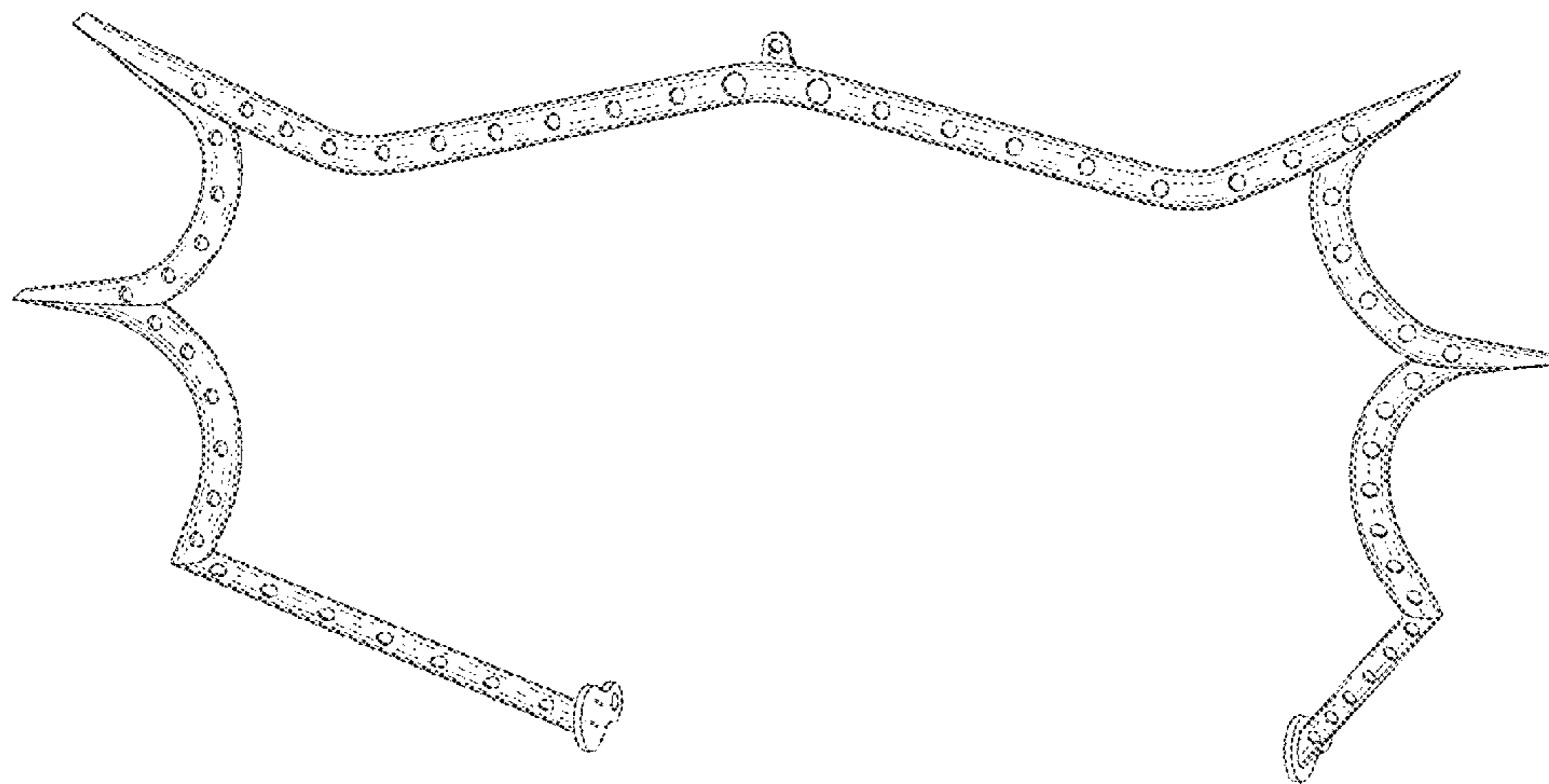
FIG. 6 is a top plan view thereof;

FIG. 7 is a bottom plan view thereof; and,

FIG. 8 is a front perspective view thereof when installed on an exemplary motorcycle.

The broken line showing of the motorcycle is provided for the purpose of illustrating environmental structure and forms no part of the claimed design.

1 Claim, 5 Drawing Sheets



(56)

References Cited

U.S. PATENT DOCUMENTS

7,475,897 B2 * 1/2009 Wang B62J 23/00
180/219
9,180,924 B1 * 11/2015 Beaudry B62J 27/00
D749,989 S * 2/2016 Schanz D12/114
D784,861 S * 4/2017 Schanz D12/114
D786,139 S * 5/2017 Yaffe D12/114
2005/0178595 A1 * 8/2005 Lindby B62J 25/00
180/219
2007/0002573 A1 1/2007 Aron
2009/0080207 A1 3/2009 Hurwitz
2009/0168440 A1 7/2009 Croft
2010/0195339 A1 8/2010 May
2016/0114846 A1 4/2016 Zhou
2016/0193958 A1 7/2016 Smith et al.
2017/0072836 A1 3/2017 Fay
2017/0241611 A1 8/2017 Pan et al.

* cited by examiner

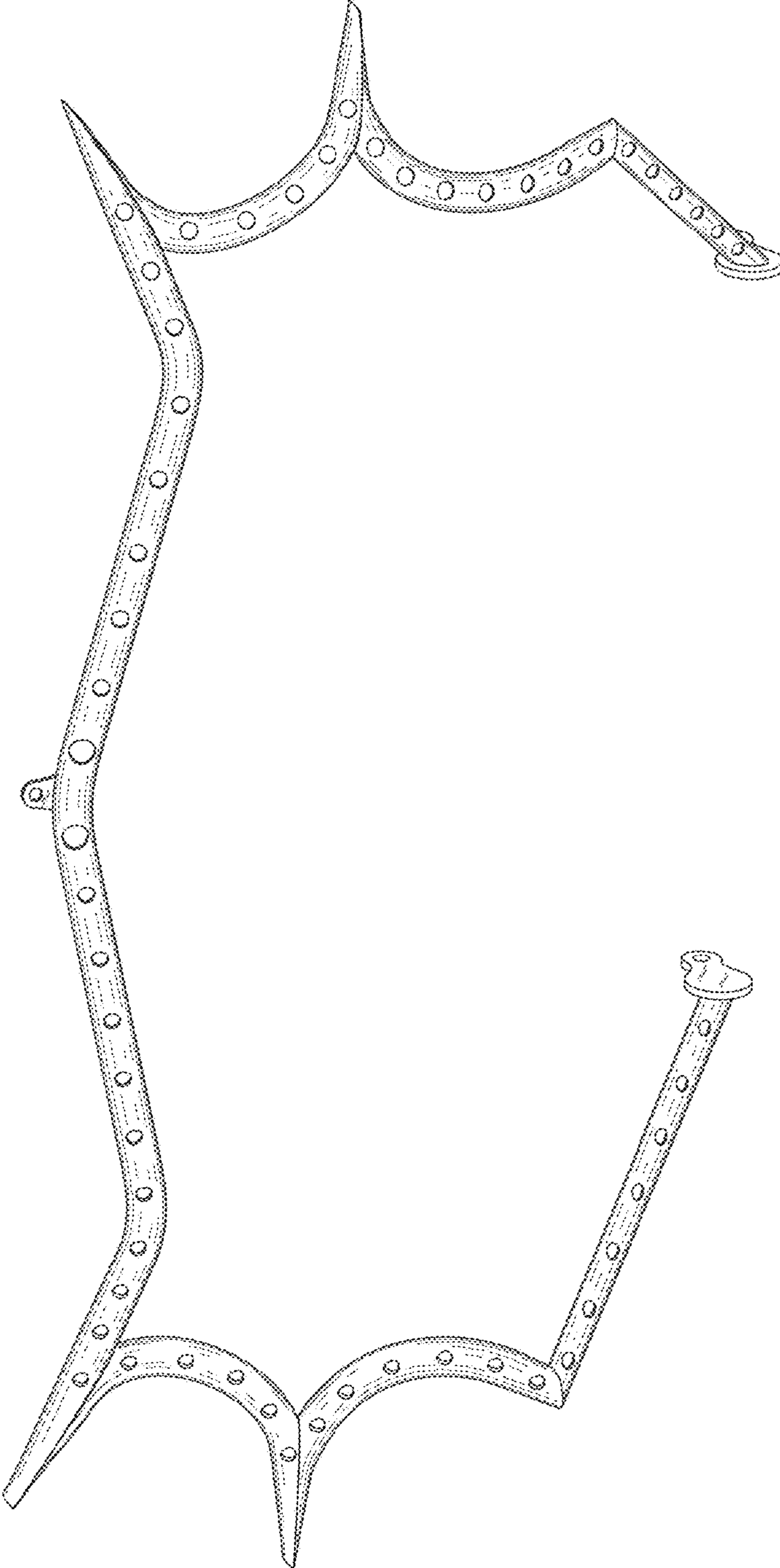


FIG. 1

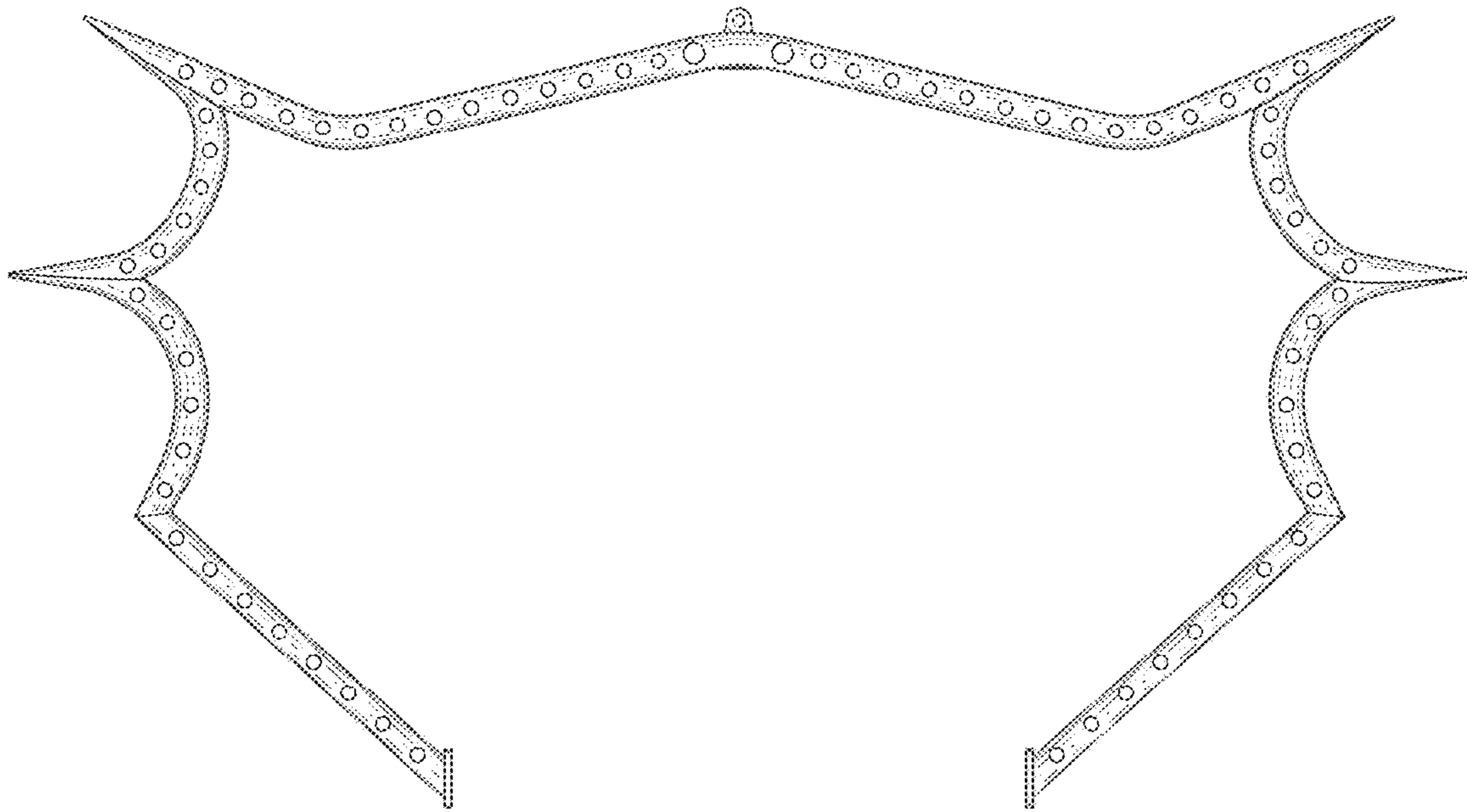


FIG. 2

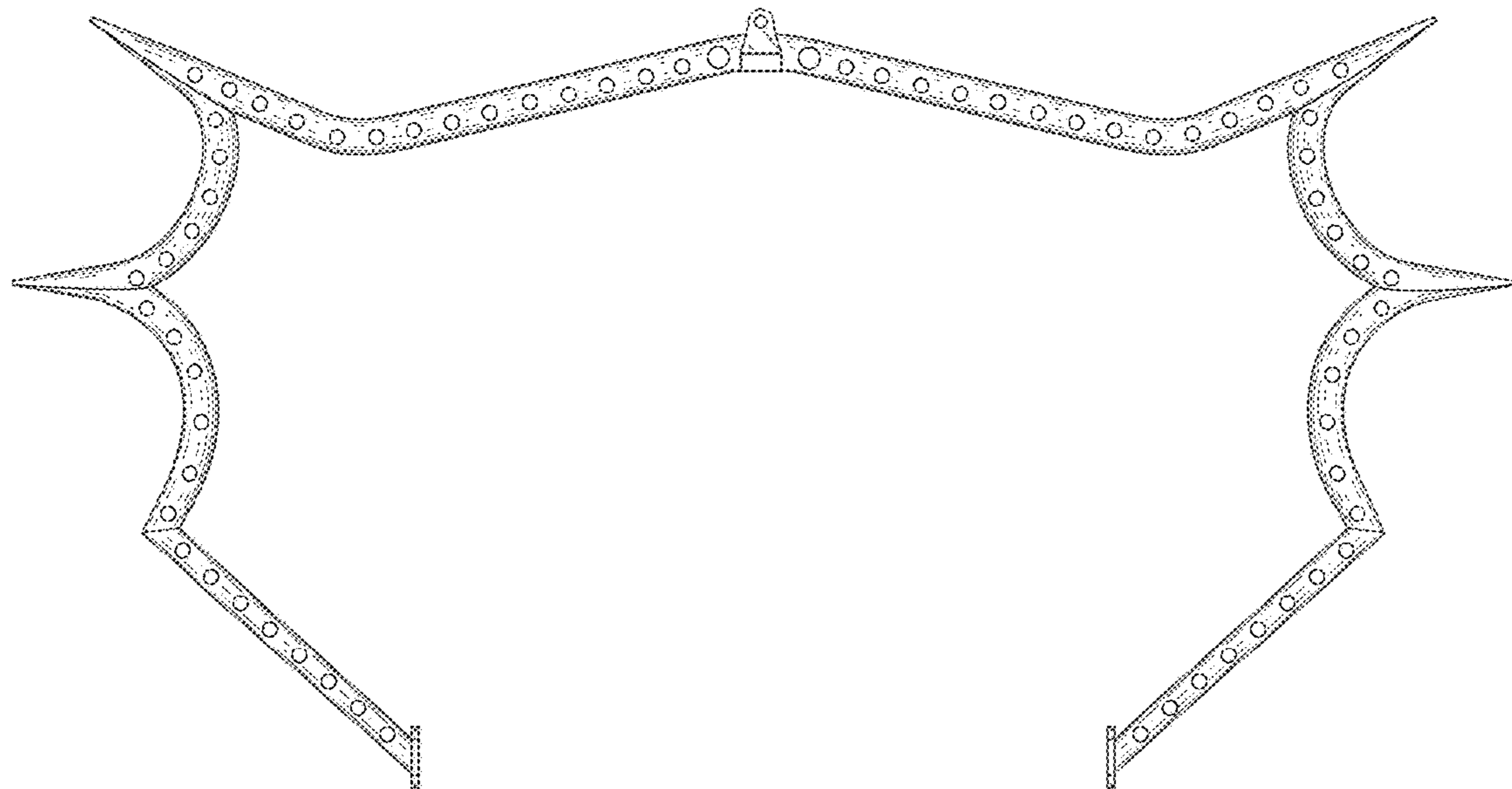


FIG. 3

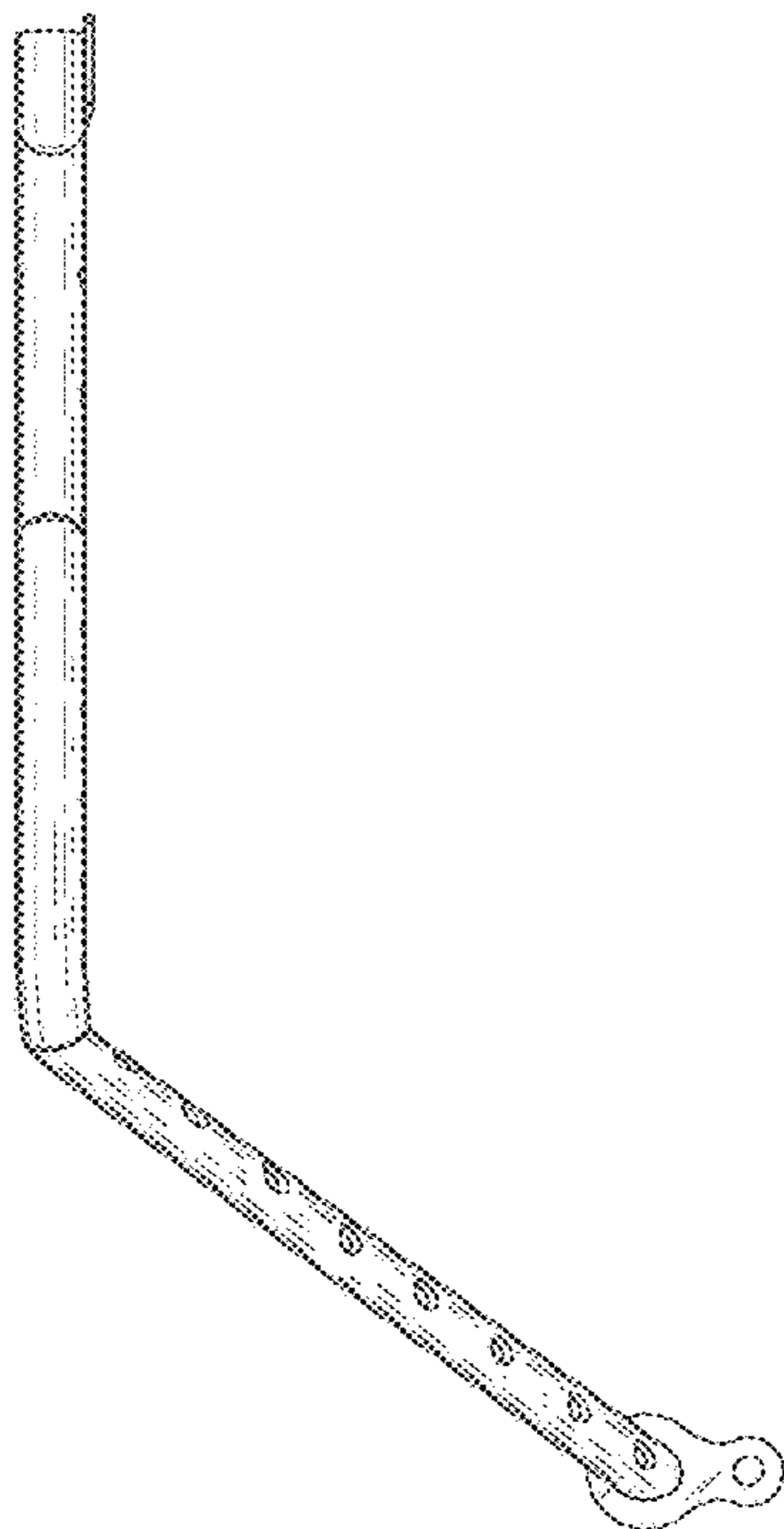


FIG. 4

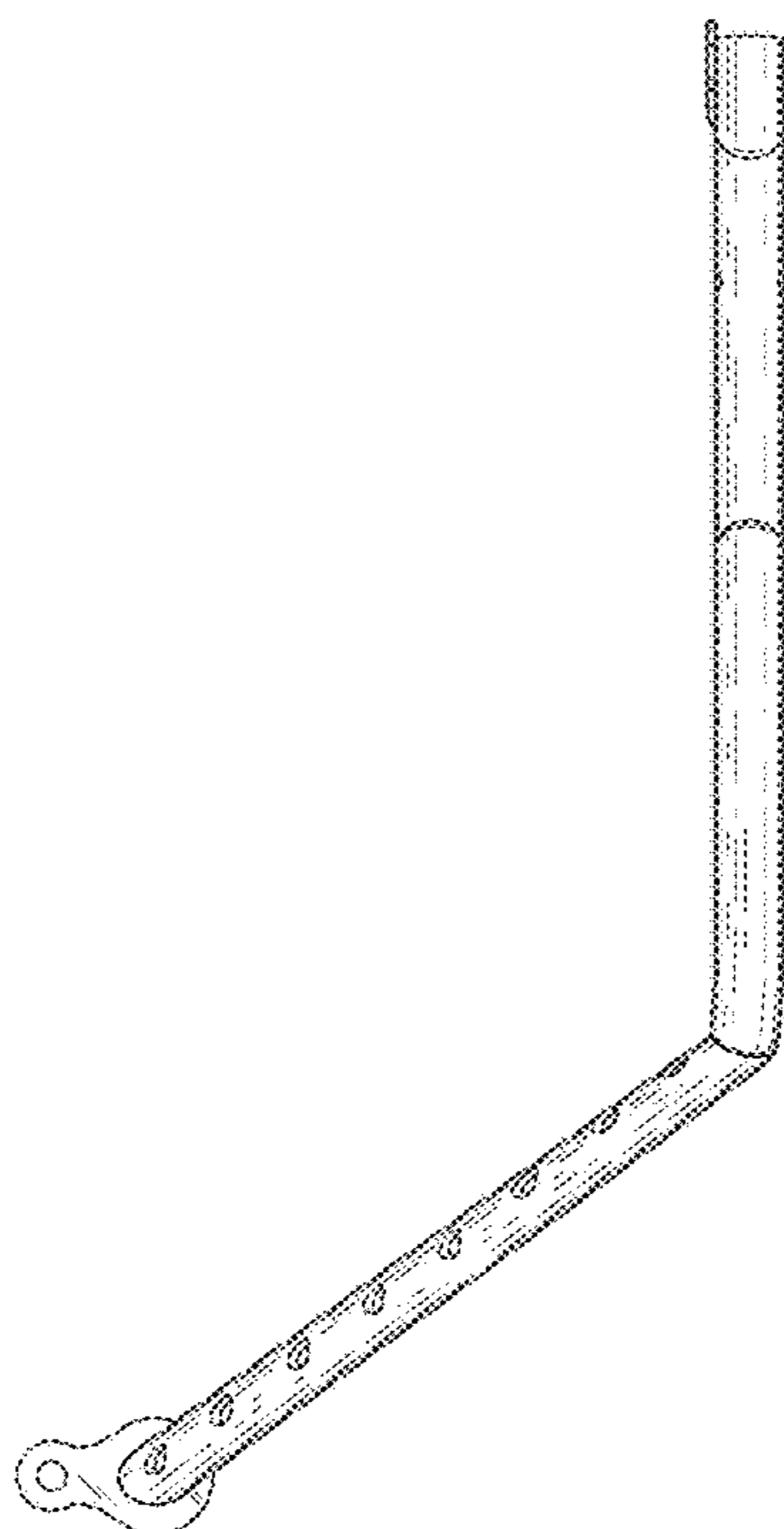


FIG. 5




FIG. 6




FIG. 7

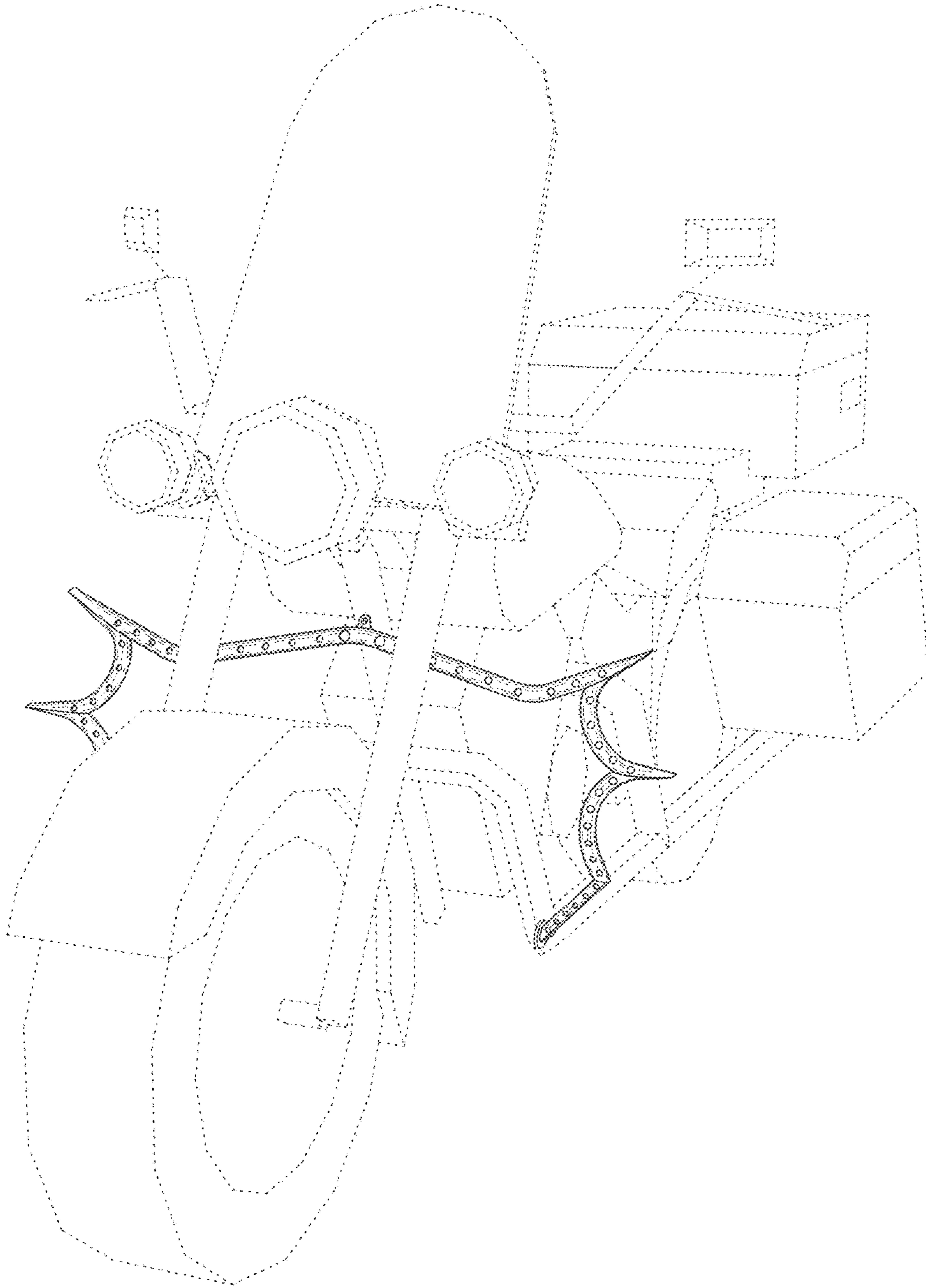


FIG. 8