

US00D863103S

(12) **United States Design Patent**
Héroux et al.

(10) **Patent No.:** **US D863,103 S**
(45) **Date of Patent:** **** Oct. 15, 2019**

(54) **FRONT CAP FOR VEHICLE**

- (71) Applicant: **Volvo Group Canada Inc.,**
Sainte-Claire (CA)
- (72) Inventors: **Christian Héroux,** Saint-Constant
(CA); **François Trépanier,** Québec
(CA); **Luc Bourgeois,** Laval (CA)
- (73) Assignee: **VOLVO GROUP CANADA INC.,**
Sainte-Claire, Quebec (CA)

(**) Term: **15 Years**

(21) Appl. No.: **29/654,772**

(22) Filed: **Jun. 27, 2018**

(51) **LOC (12) Cl.** **12-08**

(52) **U.S. Cl.**
USPC **D12/86**

(58) **Field of Classification Search**
 USPC D12/86, 88, 90–91, 93, 96, 92, 173, 181,
 D12/196; D21/424, 433, 434; 296/180.3,
 296/191, 146.1; 280/727, 770, 89.12;
 180/89.16, 89.18, 89.19
 CPC B62D 25/00; B62D 25/02; B62D 25/10;
 B62D 25/08; B62D 25/169; B62D 25/18;
 B62D 35/001; B62D 35/005; B62D
 35/007; B62D 33/06
 See application file for complete search history.

(56) **References Cited**

U.S. PATENT DOCUMENTS

- D571,259 S * 6/2008 Emoto D12/96
- D623,092 S * 9/2010 Beigel D12/96
- D632,614 S * 2/2011 Iuchi D12/96
- D653,994 S * 2/2012 Fukushima D12/96
- D719,899 S * 12/2014 Auerbach D12/100
- D776,839 S 1/2017 Trépanier et al.

OTHER PUBLICATIONS

Renderings of Prevost commercialize vehicle, H-Series H3-45 VIP and Coach, Disclosed at UMA Expo, Tampa, FL, 2011, 2 Pages.
 Renderings of Prevost commercialize vehicle, X-Series X3-45 VIP Entertainer, VIP Motorhome, Commuter and Coach, Disclosed at UMA Expo, Atlanta, GA 2016, 4 Pages.
 Volvo D13 SCR: Image of MTA New York City Bus 2014 Prevost x3-45 2490, posted to Flickr by Shane Ramkissoon on Apr. 11, 2014, 1 page.

* cited by examiner

Primary Examiner — Abraham Bahta

(74) *Attorney, Agent, or Firm* — Tucker Ellis LLP

(57) **CLAIM**

The ornamental design for a front cap for vehicle, as shown and described.

DESCRIPTION

FIG. 1 is a front-right perspective view of a front cap for vehicle showing our new design;
 FIG. 2 is a front view thereof;
 FIG. 3 is a rear view thereof;
 FIG. 4 is a left side view thereof;
 FIG. 5 is a right side view thereof;
 FIG. 6 is a top view thereof;
 FIG. 7 is a bottom view thereof;
 FIG. 8 is a front-right perspective view of a second embodiment of the front cap for vehicle showing our new design;
 FIG. 9 is a front view thereof;
 FIG. 10 is a rear view thereof;
 FIG. 11 is a left side view thereof;
 FIG. 12 is a right side view thereof;
 FIG. 13 is a top view thereof; and,
 FIG. 14 is a bottom view thereof.

1 Claim, 14 Drawing Sheets

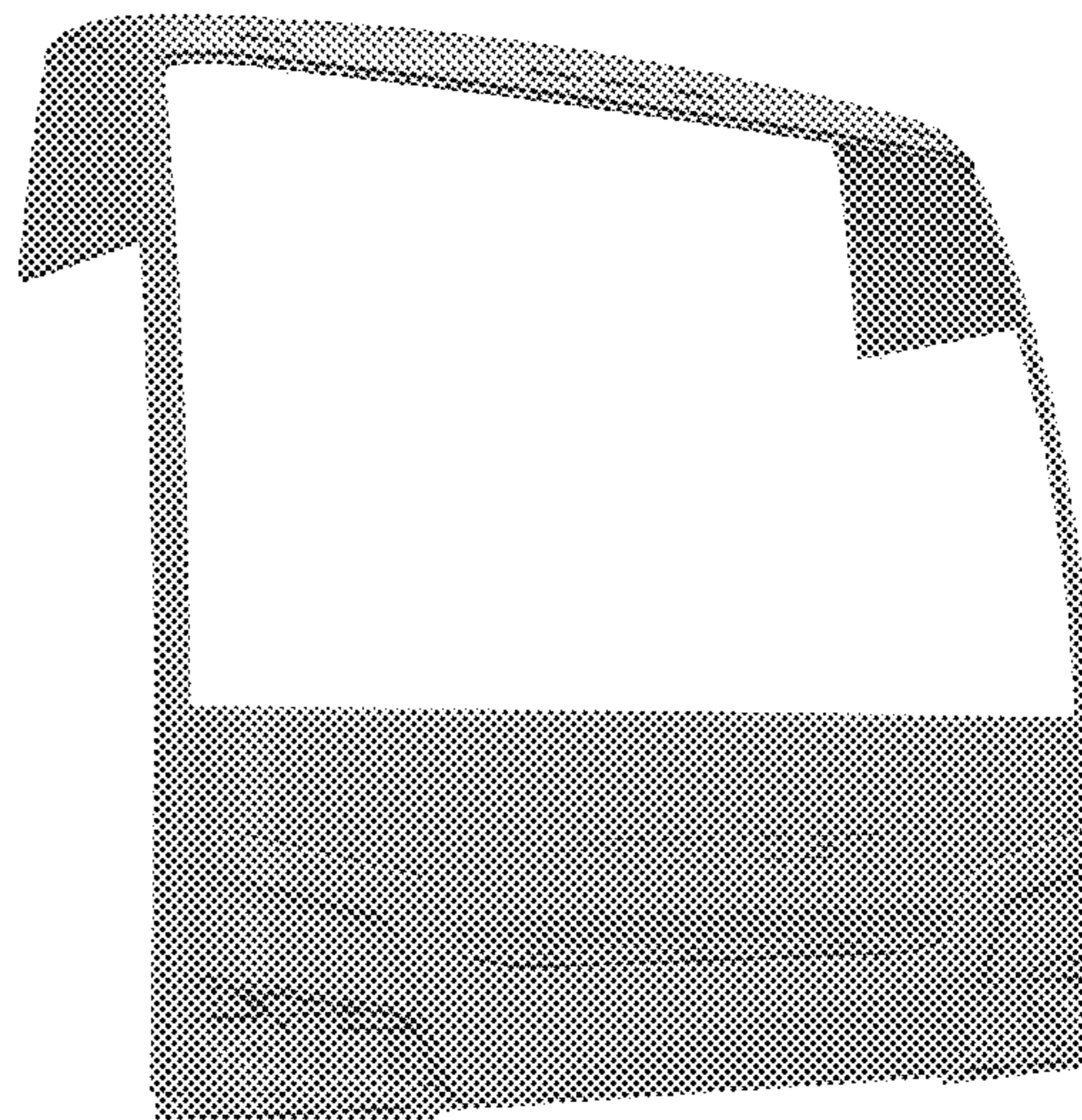
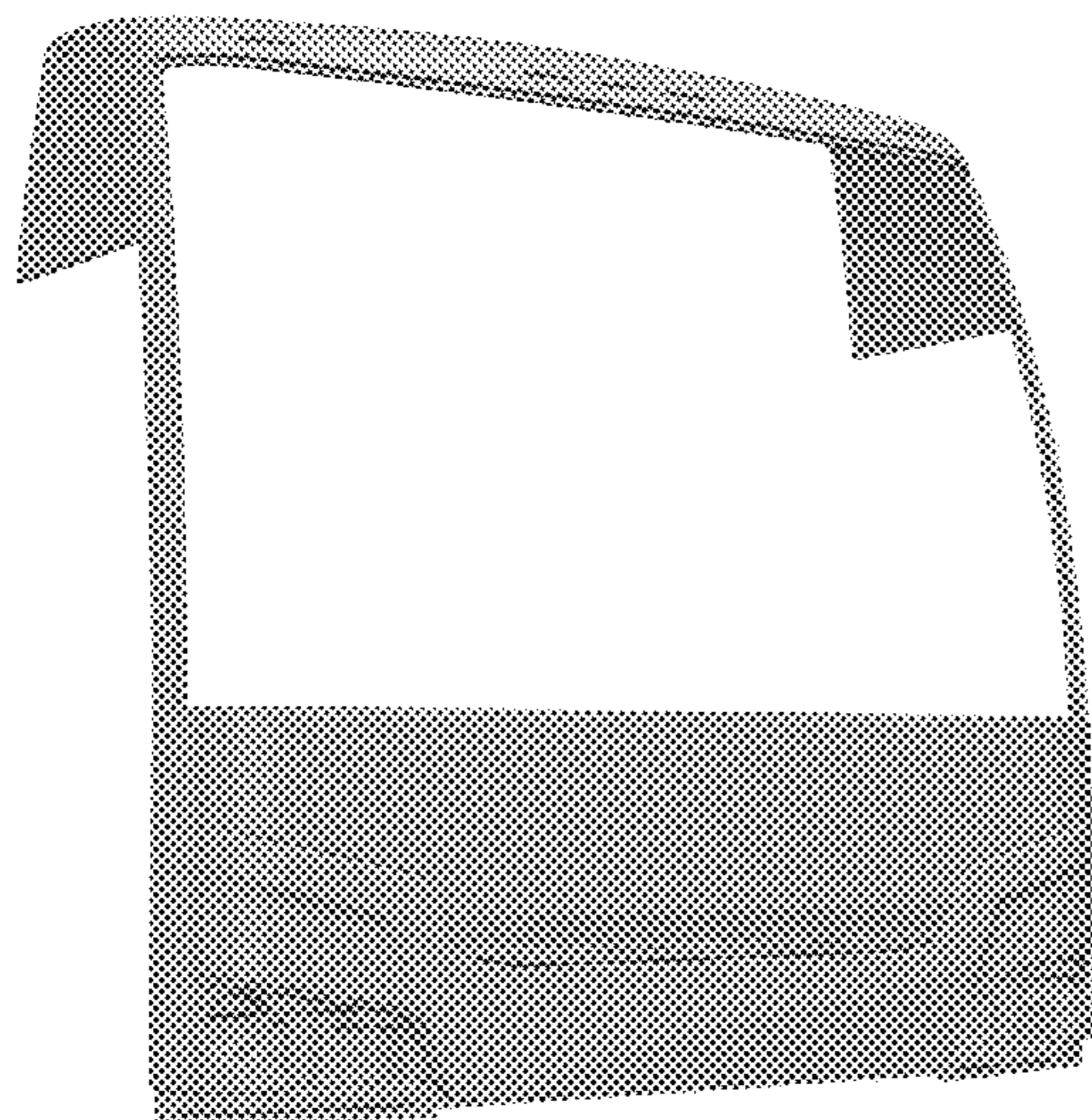




FIG. 1



FIG. 2



FIG. 3

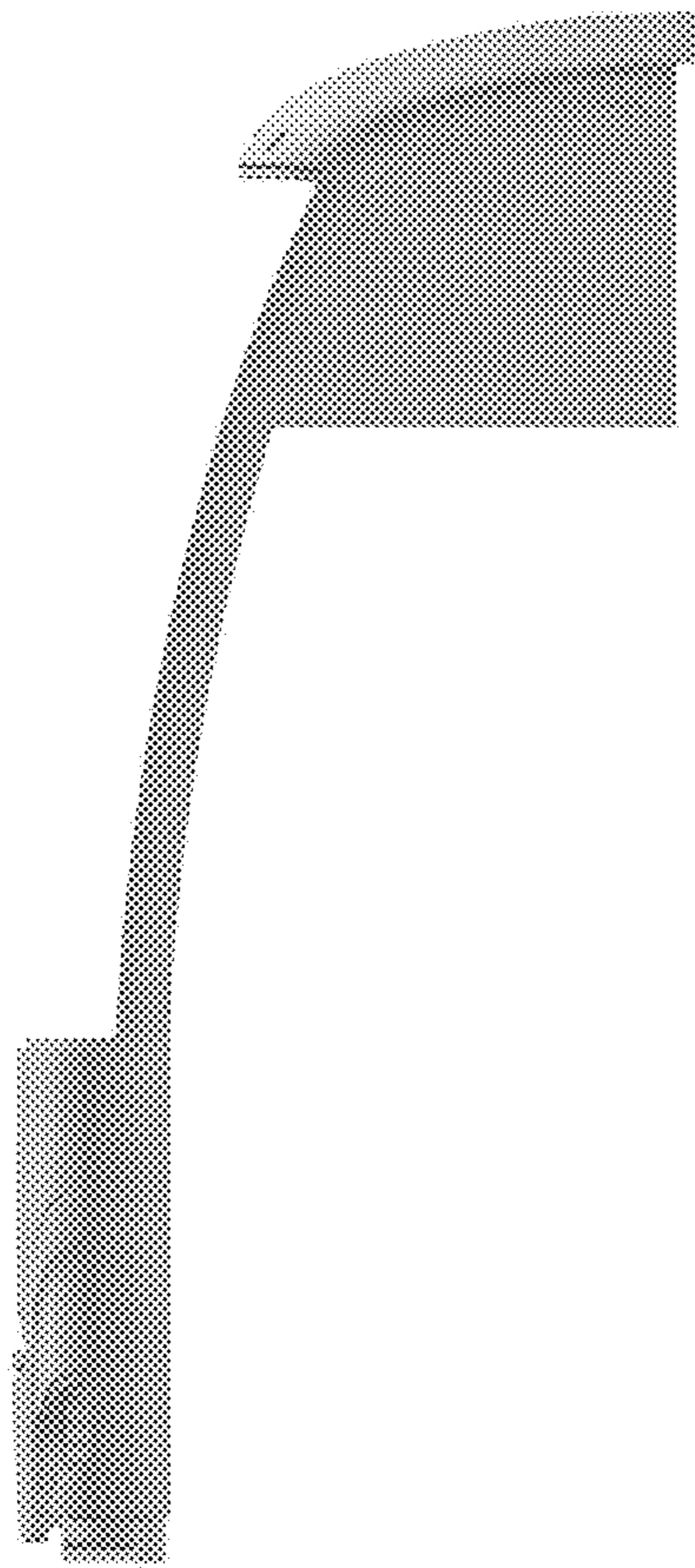


FIG. 4

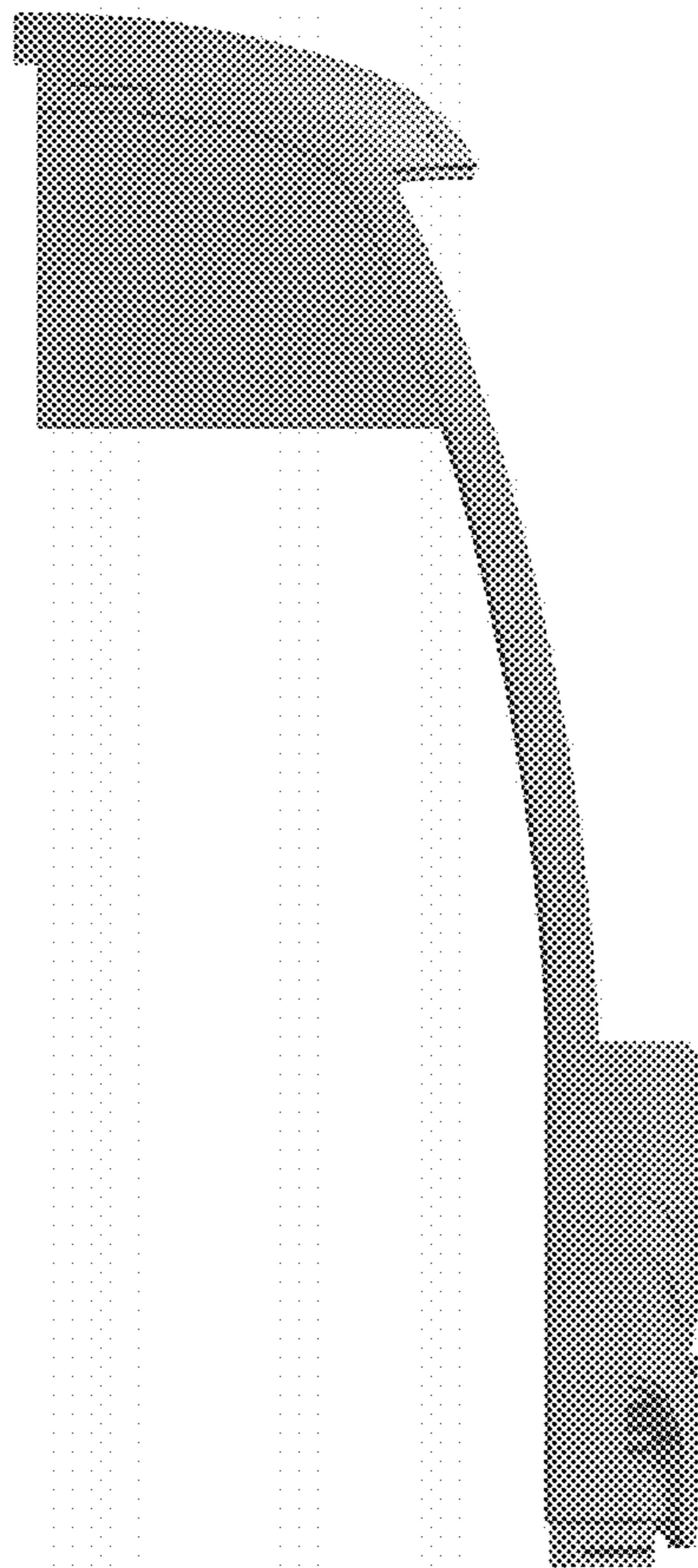


FIG. 5




FIG. 6




FIG. 7



FIG. 8



FIG. 9



FIG. 10

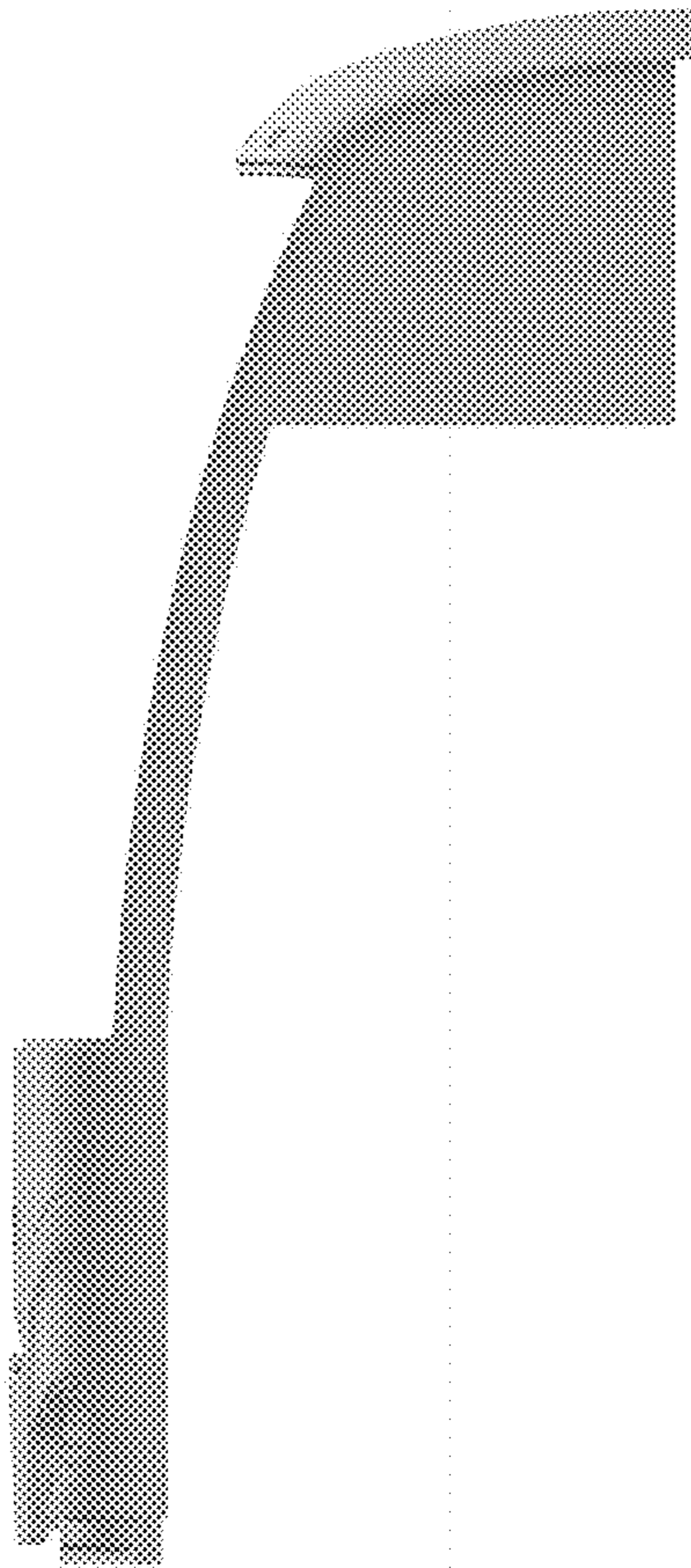


FIG. 11




FIG. 12




FIG. 13




FIG. 14