

US00D863092S

(12) **United States Design Patent** (10) **Patent No.:** **US D863,092 S**
Bove (45) **Date of Patent:** **** Oct. 15, 2019**

(54) **WATCH DIAL**

(56) **References Cited**

(71) Applicant: **BREITLING SA**, Grenchen (CH)

U.S. PATENT DOCUMENTS

(72) Inventor: **Guy Bove**, Geneva (CH)

| | | | | | | |
|-----------|----|---|---------|-----------|-------|--------------|
| D604,653 | S | * | 11/2009 | Kume | | D10/122 |
| D628,911 | S | * | 12/2010 | Giannini | | D10/32 |
| D634,651 | S | * | 3/2011 | Jorst | | D10/39 |
| D649,891 | S | * | 12/2011 | Binda | | D10/39 |
| D650,705 | S | * | 12/2011 | Blank | | D10/32 |
| D656,415 | S | * | 3/2012 | Binda | | D10/39 |
| D710,731 | S | * | 8/2014 | Calvani | | D10/126 |
| D722,901 | S | * | 2/2015 | Cerrato | | D10/126 |
| D743,828 | S | * | 11/2015 | Choisnes | | D10/124 |
| D746,712 | S | * | 1/2016 | Cerrato | | D10/124 |
| 9,639,064 | B2 | * | 5/2017 | Schneider | | G04B 19/04 |
| 9,665,070 | B2 | * | 5/2017 | Dordor | | G04C 17/0058 |
| D792,247 | S | * | 7/2017 | Davoli | | D10/30 |
| D792,786 | S | * | 7/2017 | Davoli | | D10/30 |
| D797,577 | S | * | 9/2017 | Kauffmann | | D10/30 |

(**) Term: **15 Years**

(21) Appl. No.: **35/505,696**

(22) Filed: **Mar. 21, 2018**

(80) **Hague Agreement Data**

Int. Filing Date: **Mar. 21, 2018**

Int. Reg. No.: **DM/100396**

Int. Reg. Date: **Mar. 21, 2018**

Int. Reg. Pub. Date: **Sep. 21, 2018**

* cited by examiner

(51) **LOC (12) Cl.** **10-07**

Primary Examiner — Richard E Chilcot

(52) **U.S. Cl.**
USPC **D10/128**
CPC **A41D 19/0027** (2013.01)

(57) **CLAIM**

The ornamental design for watch dial, as shown and described.

(58) **Field of Classification Search**
USPC D10/1, 2, 10, 30-39, 98, 99, 122-128,
D10/132

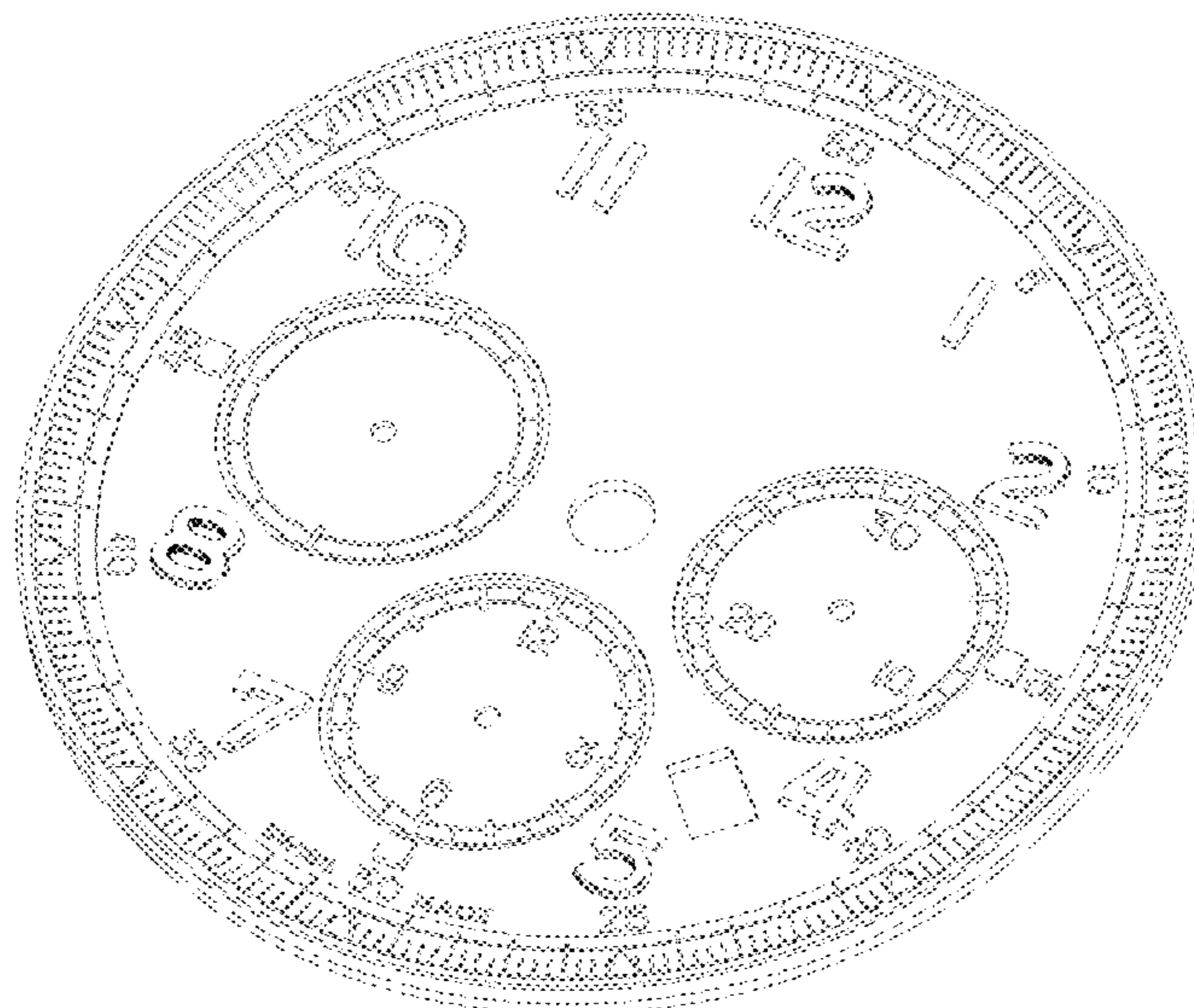
DESCRIPTION

CPC A41D 19/0027; A45C 11/10; G04C 19/00;
G04C 19/02; G04B 19/00; G04B 19/025;
G04B 19/08; G04B 19/048; G04B 19/04;
G04B 19/046; G04B 19/06; G04B
19/065; G04B 19/082; G04B 19/085;
G04B 19/087; G04B 19/10; G04B
19/103; G04B 19/106; G04B 47/042;
G04B 19/12; G04B 19/18; G04B 19/223;
G04B 19/23; G04B 19/24; G04B 19/241;
G04B 19/243; G04D 3/04


1. Watch dial
FIG. 1.1 is a top view of a watch dial according to the present invention;
FIG. 1.2 is a bottom view;
FIG. 1.3 is a right side view;
FIG. 1.4 is a left side view;
FIG. 1.5 is a front view;
FIG. 1.6 is a rear view; and,
FIG. 1.7 is a perspective view.

See application file for complete search history.

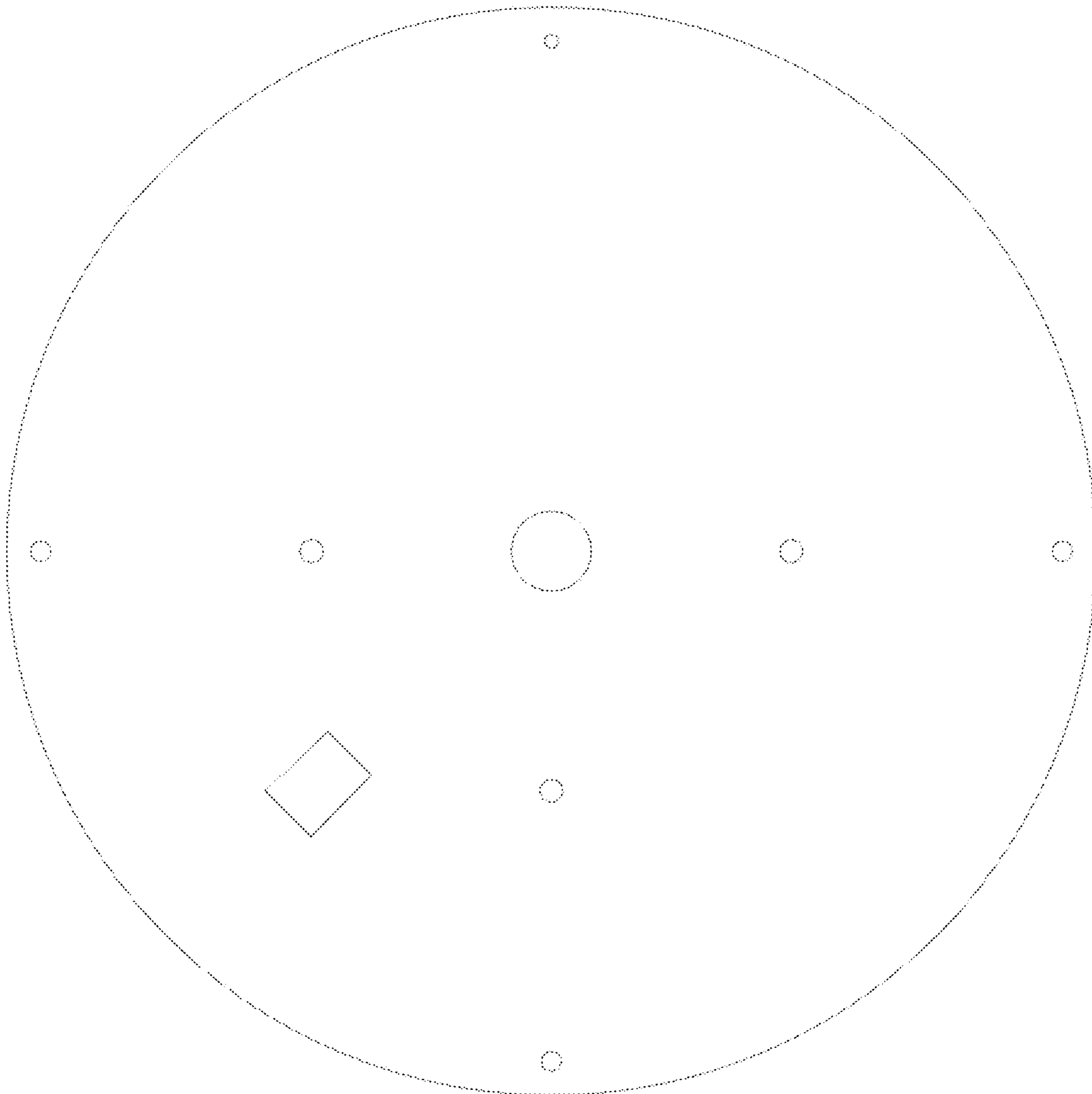
1 Claim, 7 Drawing Sheets




1.1



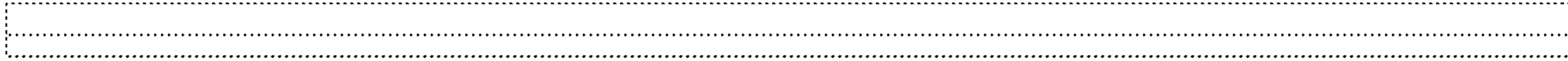
1.2




1.3




1.4



1.5



1.6



1.7

