



US00D863090S

(12) **United States Design Patent** (10) **Patent No.:** **US D863,090 S**  
**Bove** (45) **Date of Patent:** **\*\* Oct. 15, 2019**

(54) **WATCH DIAL**

(56) **References Cited**

(71) Applicant: **BREITLING SA**, Grenchen (CH)

U.S. PATENT DOCUMENTS

(72) Inventor: **Guy Bove**, Genève (CH)

D604,653	S	*	11/2009	Kume	.....	D10/122
D628,911	S	*	12/2010	Giannini	.....	D10/32
D634,651	S	*	3/2011	Jorst	.....	D10/39
D649,891	S	*	12/2011	Binda	.....	D10/39
D650,705	S	*	12/2011	Blank	.....	D10/32
D656,415	S	*	3/2012	Binda	.....	D10/39
D710,731	S	*	8/2014	Calvani	.....	D10/126
D722,901	S	*	2/2015	Cerrato	.....	D10/126
D743,828	S	*	11/2015	Choisnes	.....	D10/124
D746,712	S	*	1/2016	Cerrato	.....	D10/124
9,639,064	B2	*	5/2017	Schneider	.....	G04B 19/04
9,665,070	B2	*	5/2017	Dordor	.....	G04C 17/0058
D792,247	S	*	7/2017	Davoli	.....	D10/30
D792,786	S	*	7/2017	Davoli	.....	D10/30
D797,577	S	*	9/2017	Kauffmann	.....	D10/30

(\*\*) Term: **15 Years**

(21) Appl. No.: **35/505,681**

(22) Filed: **Mar. 21, 2018**

(80) **Hague Agreement Data**

Int. Filing Date: **Mar. 21, 2018**

Int. Reg. No.: **DM/100392**

Int. Reg. Date: **Mar. 21, 2018**

Int. Reg. Pub. Date: **Sep. 21, 2018**

\* cited by examiner

(51) **LOC (12) Cl.** ..... **10-07**

*Primary Examiner* — Richard E Chilcot

(52) **U.S. Cl.**  
USPC ..... **D10/128**  
CPC ..... **A45C 11/10** (2013.01)

(57) **CLAIM**

The ornamental design for watch dial, as shown and described.

(58) **Field of Classification Search**  
USPC ..... D10/1, 2, 10, 30-39, 98, 99, 122-128,  
D10/132

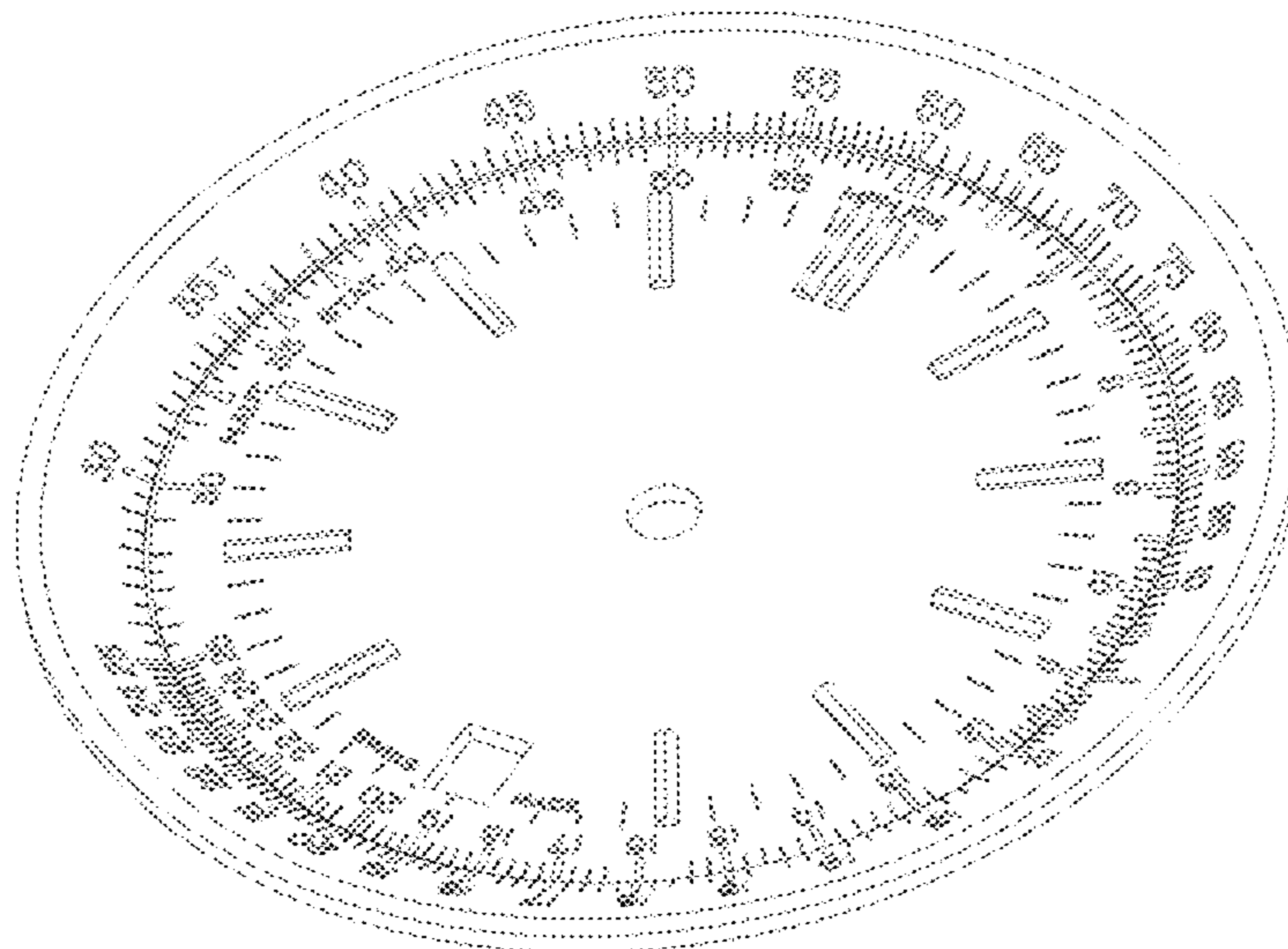
**DESCRIPTION**

CPC .... A41D 19/0027; A45C 11/10; G04C 19/00;  
G04C 19/02; G04B 19/00; G04B 19/025;  
G04B 19/08; G04B 19/048; G04B 19/04;  
G04B 19/046; G04B 19/06; G04B  
19/065; G04B 19/082; G04B 19/085;  
G04B 19/087; G04B 19/10; G04B  
19/103; G04B 19/106; G04B 47/042;  
G04B 19/12; G04B 19/18; G04B 19/223;  
G04B 19/23; G04B 19/24; G04B 19/241;  
G04B 19/243; G04D 3/04

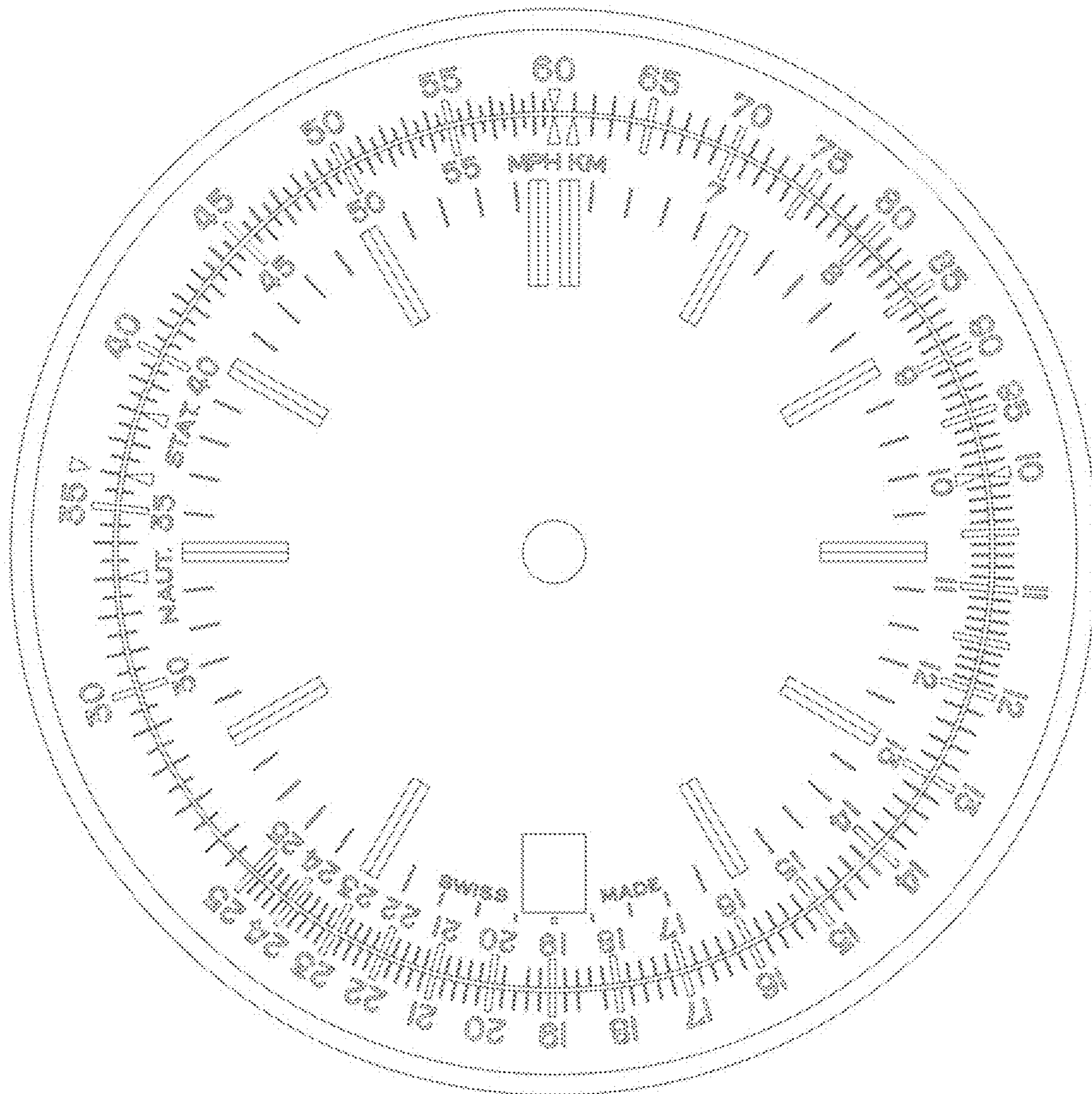
1. Watch dial  
FIG. 1.1 is a top view of a watch dial according to the present invention;  
FIG. 1.2 is a bottom view;  
FIG. 1.3 is a right side view;  
FIG. 1.4 is a left side view;  
FIG. 1.5 is a front view;  
FIG. 1.6 is a rear view; and,  
FIG. 1.7 is a perspective view.

See application file for complete search history.

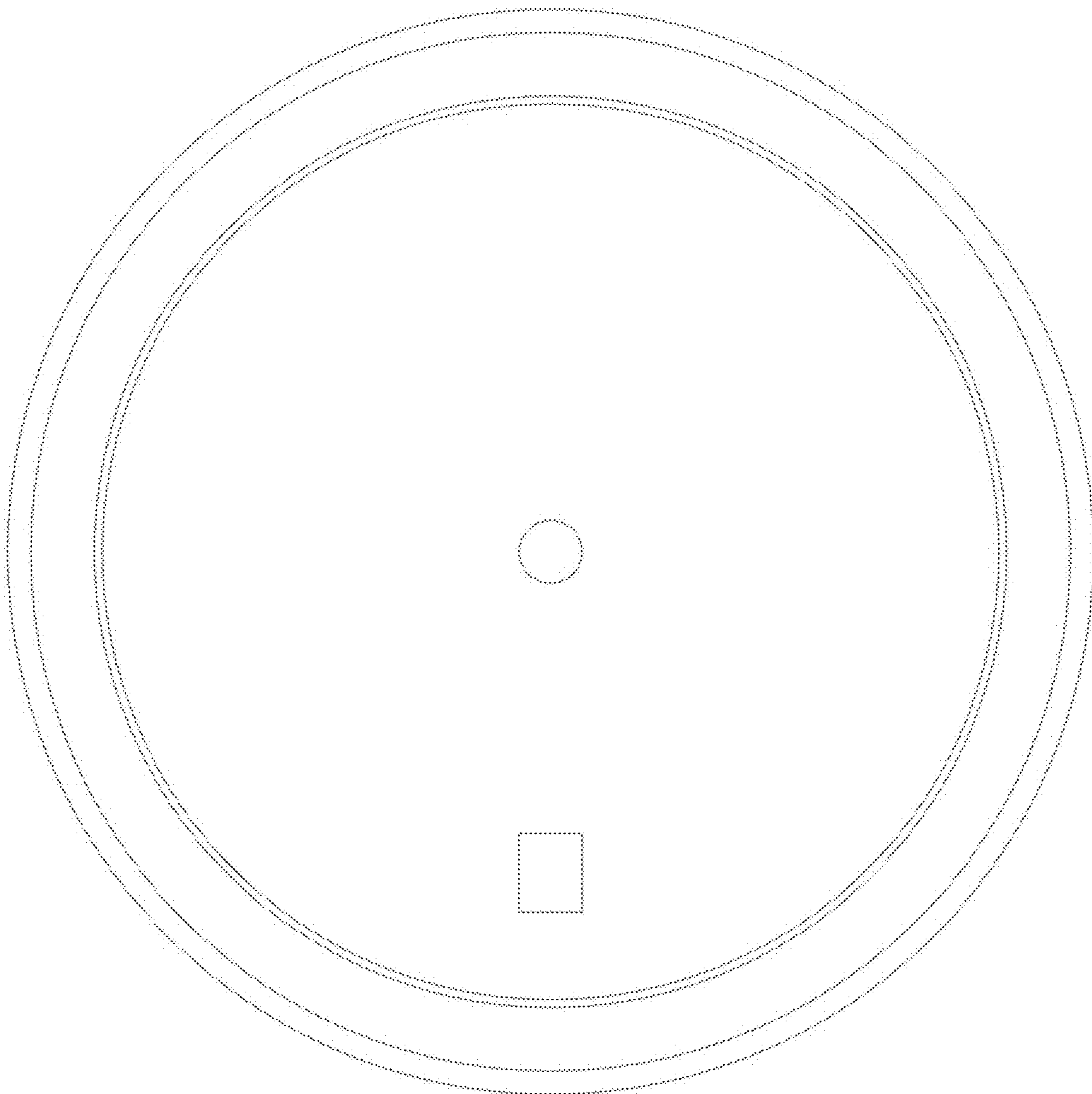
**1 Claim, 7 Drawing Sheets**




1.1




1.2




1.3




1.4



1.5



1.6



1.7

