

US00D863033S

(12) **United States Design Patent**  
**Gokcebay**

(10) **Patent No.:** **US D863,033 S**  
(45) **Date of Patent:** **\*\* Oct. 15, 2019**

- (54) **ELECTRONIC LOCKER LOCK**
- (71) Applicant: **Digilock Asia Ltd.**, Kowloon (HK)
- (72) Inventor: **Asil T. Gokcebay**, Petaluma, CA (US)
- (73) Assignee: **Digilock Asia Ltd.**, Kowloon (HK)
- (\*\*) Term: **15 Years**
- (21) Appl. No.: **29/632,716**
- (22) Filed: **Jan. 9, 2018**

- 5,884,644 A 3/1999 Dunn
- 5,894,277 A 4/1999 Keskin et al.
- D426,833 S 6/2000 Vanelli
- D495,578 S \* 9/2004 Sampson ..... D8/330
- D512,898 S 12/2005 Metivier et al.
- 7,482,907 B2\* 1/2009 Denison ..... B60R 25/102  
340/5.1
- D629,789 S 12/2010 Andre et al.
- D630,489 S 1/2011 Gratzki et al.
- D656,496 S 3/2012 Andre et al.

(Continued)

*Primary Examiner* — Ian Simmons  
*Assistant Examiner* — Yolanda Robinson  
(74) *Attorney, Agent, or Firm* — Thomas M. Freiburger

**Related U.S. Application Data**

- (62) Division of application No. 29/559,446, filed on Mar. 28, 2016, now Pat. No. Des. 809,366.
- (51) **LOC (12) Cl.** ..... **08-07**
- (52) **U.S. Cl.**  
USPC ..... **D8/330**
- (58) **Field of Classification Search**  
USPC ..... D8/301, 302, 330, 331, 349, 400, 499;  
D6/664; 70/57, 57.1, 14, 20, 91, 92, 102,  
70/141, 237, 262, 263, 266, 278.1, 279.1,  
70/416, 465, 442, 443, 214, 78, 447;  
340/5.6, 5.61, 5.64, 5.73, 286.01, 542,  
340/547, 545.1, 545.7; 292/336.3, 257,  
292/194, 195, 164, 165  
CPC ..... E05B 49/00; E05B 41/00; E05B 65/00;  
E05B 65/52; E05B 51/00; G05B 19/00;  
G05B 23/00  
See application file for complete search history.

(57) **CLAIM**

The ornamental design for an electronic locker lock, substantially as shown and described.

**DESCRIPTION**

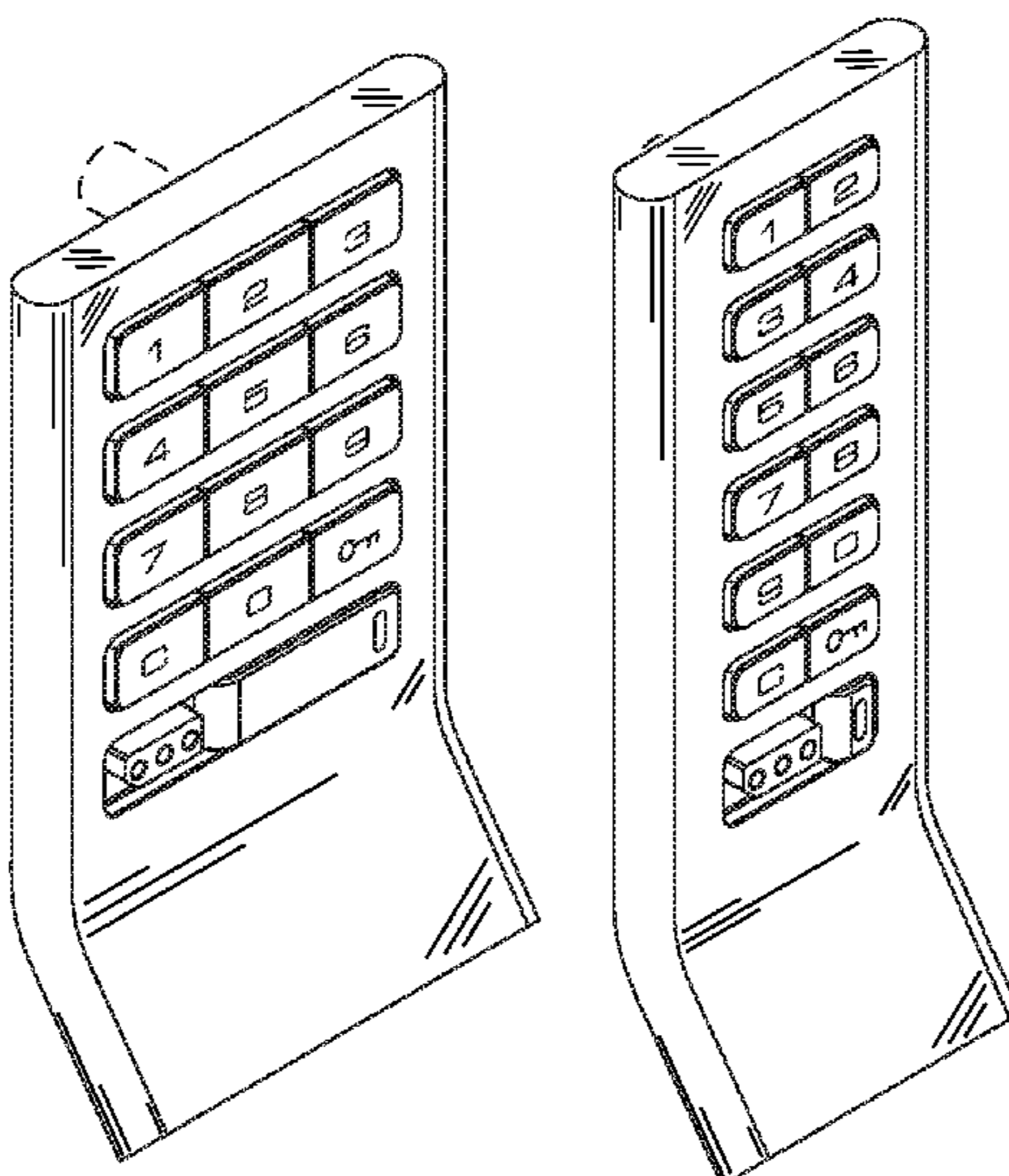
FIG. 1 is a front left perspective view of a first embodiment of an electronic locker lock according to my new design; FIG. 2 is a top plan view thereof; FIG. 3 is a rear elevation view thereof; FIG. 4 is a left side view thereof; FIG. 5 is a front elevation view thereof; FIG. 6 is a right side view thereof; FIG. 7 is a bottom plan view thereof; FIG. 8 is a front left perspective view of a second embodiment of an electronic locker lock according to my new design; FIG. 9 is a top plan view thereof; FIG. 10 is a rear elevation view thereof; FIG. 11 is a left side view thereof; FIG. 12 is a front elevation view thereof; FIG. 13 is a right side view thereof; and, FIG. 14 is a bottom plan view thereof. Features shown in dashed lines are not part of the claimed design.

(56) **References Cited**

**U.S. PATENT DOCUMENTS**

- 5,033,282 A \* 7/1991 Gartner ..... E05B 47/0012  
70/119
- D331,888 S 12/1992 Lade
- 5,284,659 A 2/1994 Cherukuri et al.
- 5,568,006 A 10/1996 Luff et al.

**1 Claim, 6 Drawing Sheets**



(56)

## References Cited

## U.S. PATENT DOCUMENTS

8,161,781 B2 \* 4/2012 Gokcebay ..... E05B 47/0657  
340/5.2  
D686,055 S 7/2013 Li  
D686,056 S 7/2013 Li  
8,495,898 B2 7/2013 Gokcebay  
8,616,031 B2 12/2013 Ullrich et al.  
D730,712 S \* 6/2015 Gokcebay ..... D8/330  
D730,714 S 6/2015 Gokcebay et al.  
D730,715 S 6/2015 Gokcebay et al.  
D731,286 S \* 6/2015 Gokcebay ..... D8/330  
D731,287 S 6/2015 Gokcebay et al.  
D733,519 S 7/2015 Gokcebay et al.  
D734,125 S 7/2015 Kodama  
D734,650 S \* 7/2015 Kodama ..... D8/330  
D737,114 S \* 8/2015 Gokcebay ..... D8/330  
D752,945 S \* 4/2016 Gokcebay ..... D8/330  
D752,947 S 4/2016 Gokcebay et al.  
D752,948 S 4/2016 Gokcebay et al.  
D752,949 S 4/2016 Gokcebay et al.  
D753,463 S 4/2016 Gokcebay et al.  
D762,100 S 7/2016 Gokcebay et al.  
D762,101 S 7/2016 Gokcebay et al.  
D762,102 S 7/2016 Gokcebay et al.  
D762,103 S 7/2016 Gokcebay et al.  
D763,059 S \* 8/2016 Thomson ..... D8/331  
D764,255 S \* 8/2016 Gokcebay ..... D8/330  
D764,891 S 8/2016 Gokcebay et al.  
D764,892 S \* 8/2016 Gokcebay ..... D8/330  
D764,893 S \* 8/2016 Gokcebay ..... D8/330  
9,422,746 B1 \* 8/2016 Zhang ..... E05B 47/026  
9,672,673 B1 6/2017 Gokcebay  
9,795,214 B2 \* 10/2017 Zaniker ..... G06Q 30/0645  
D826,602 S \* 8/2018 Allen ..... D6/664  
2017/0254120 A1 \* 9/2017 Pietrow ..... E05B 37/08

\* cited by examiner




FIG. 1

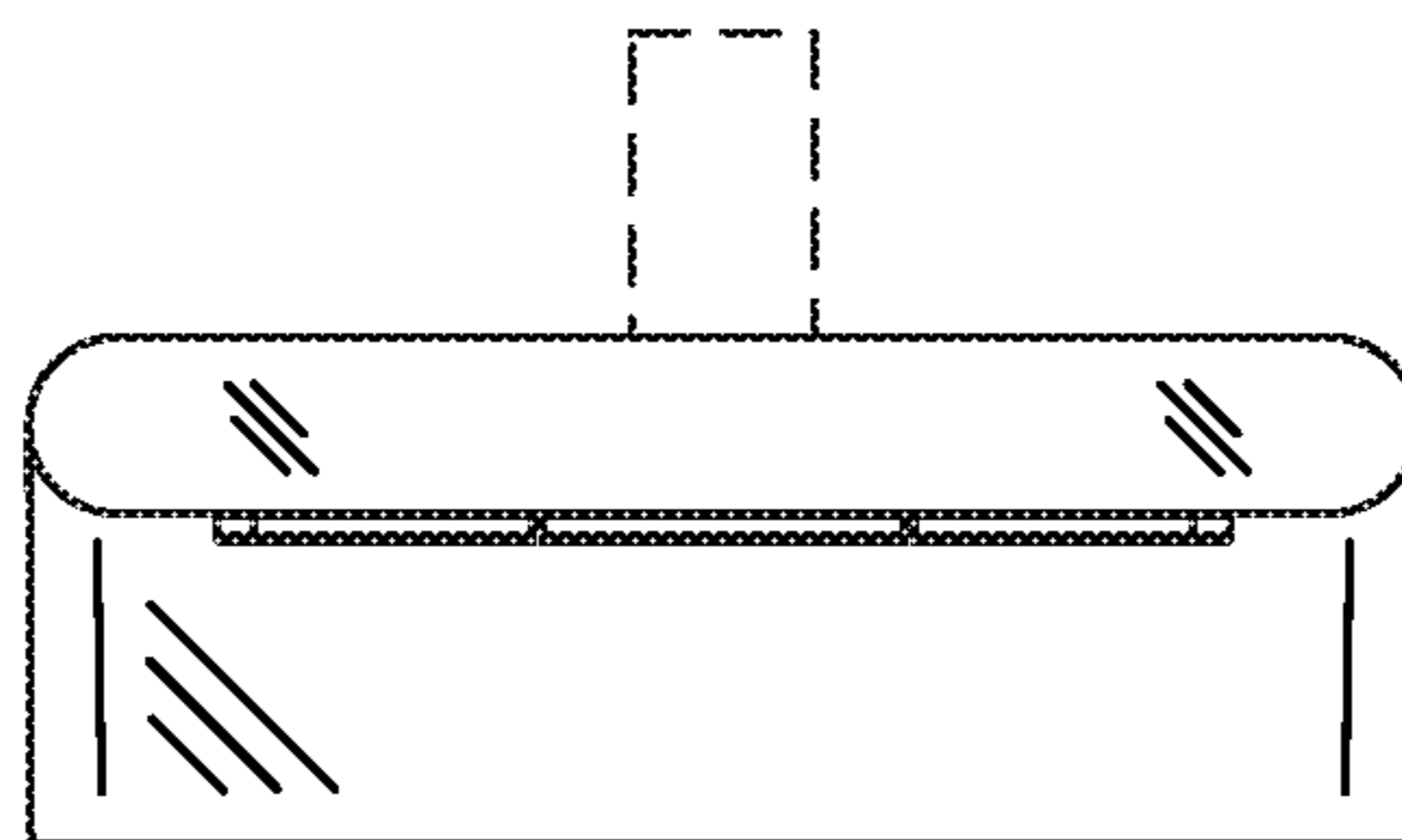


FIG. 2

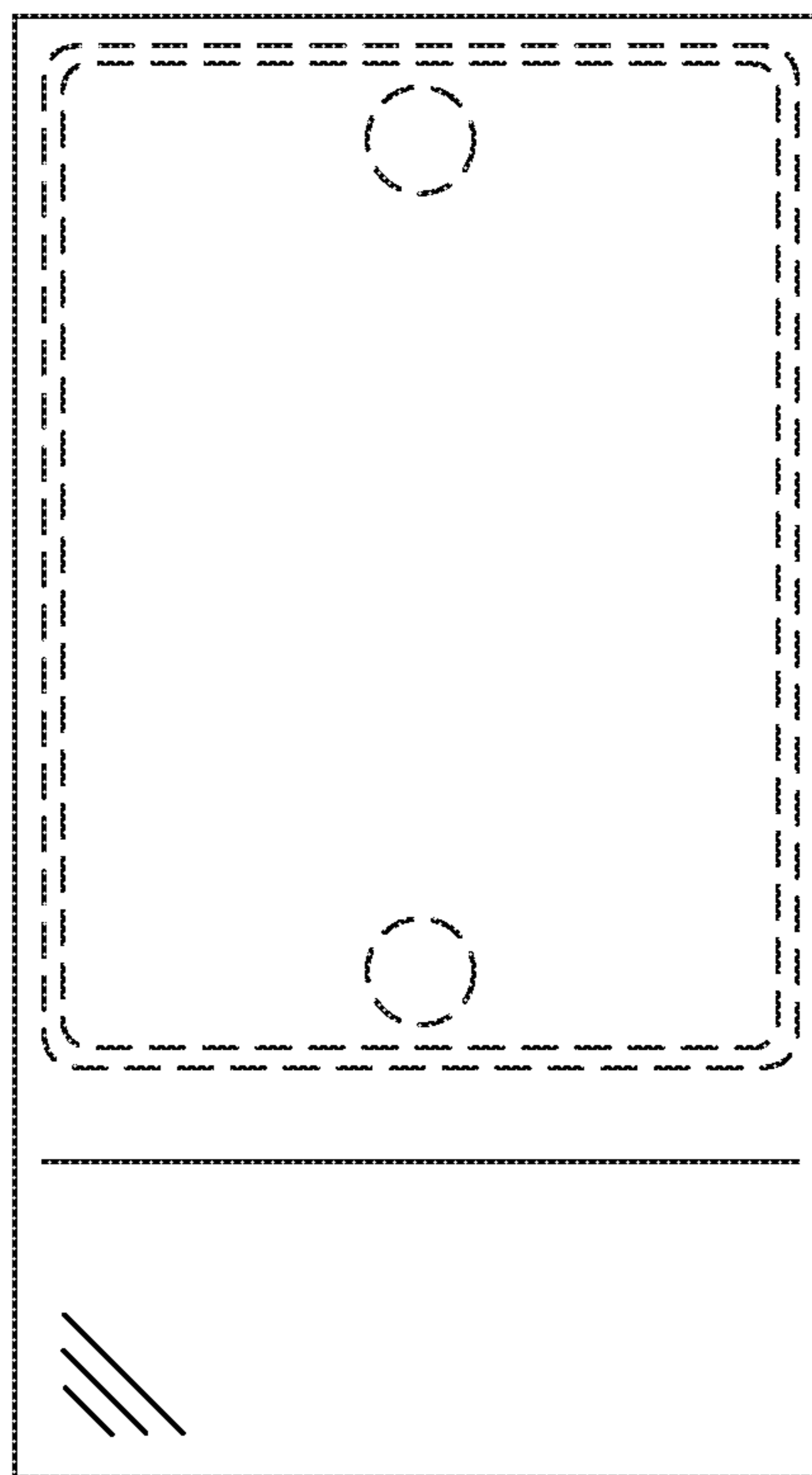


FIG. 3

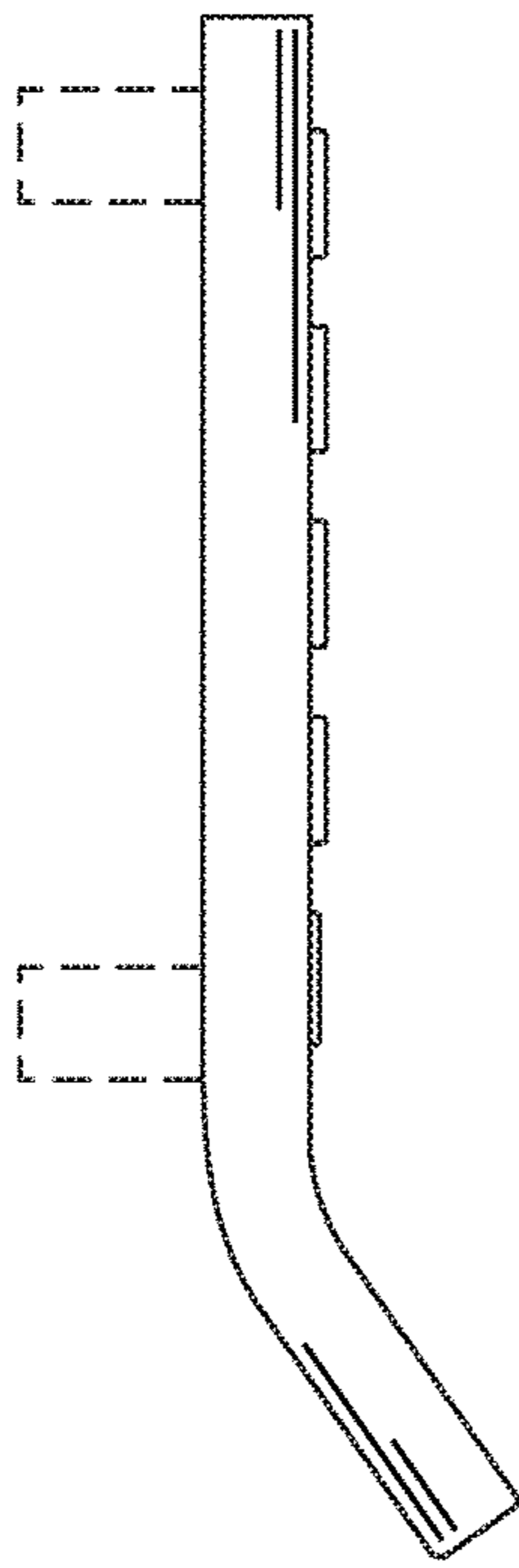


FIG. 4

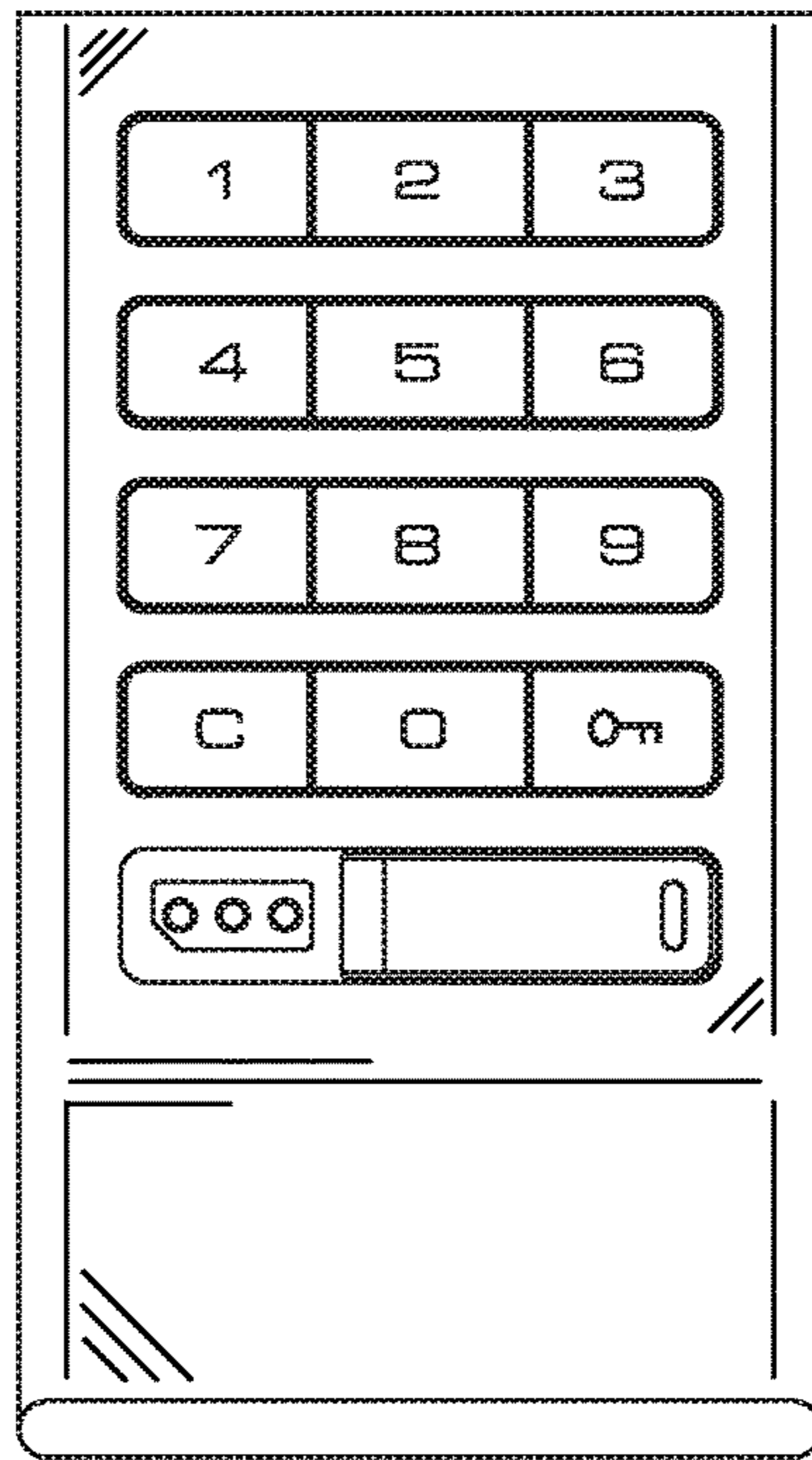


FIG. 5

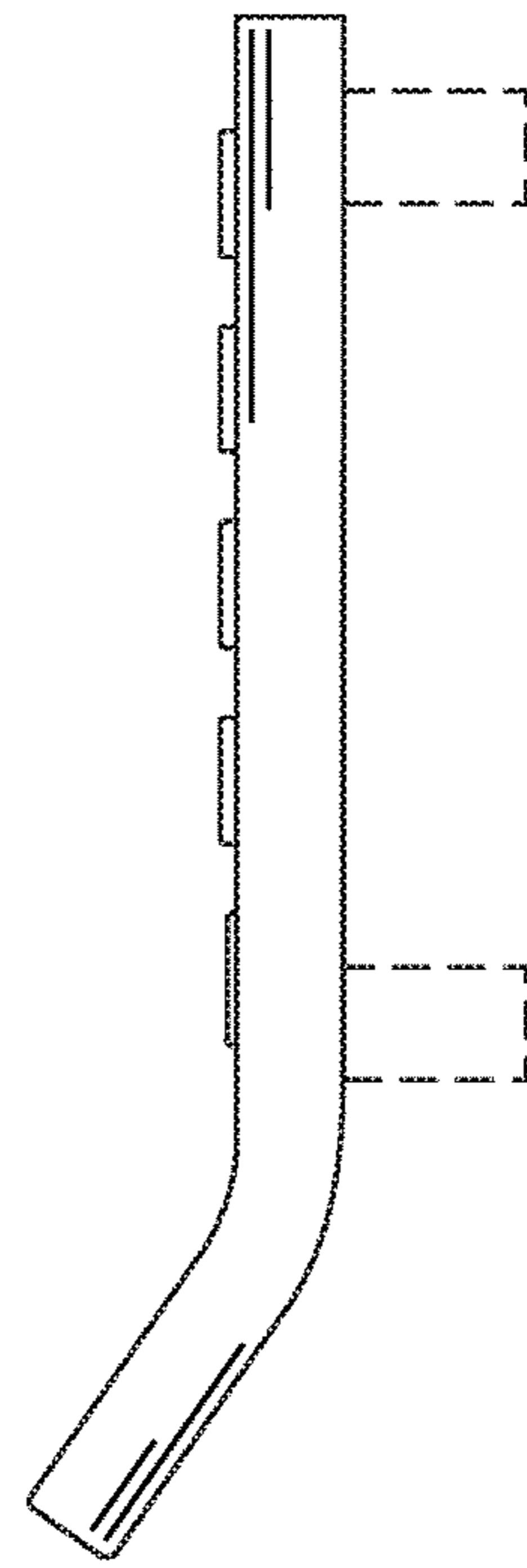


FIG. 6

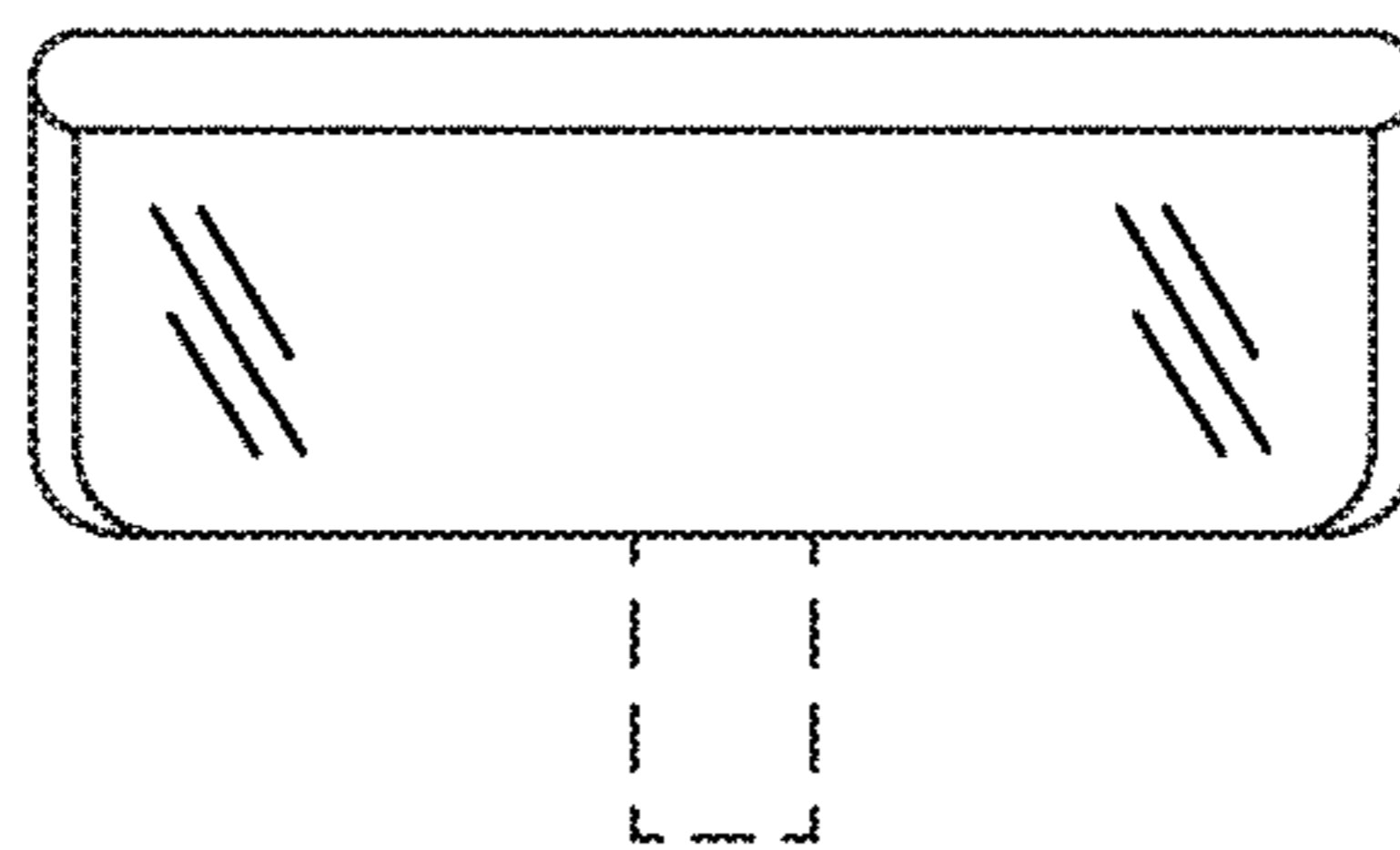


FIG. 7

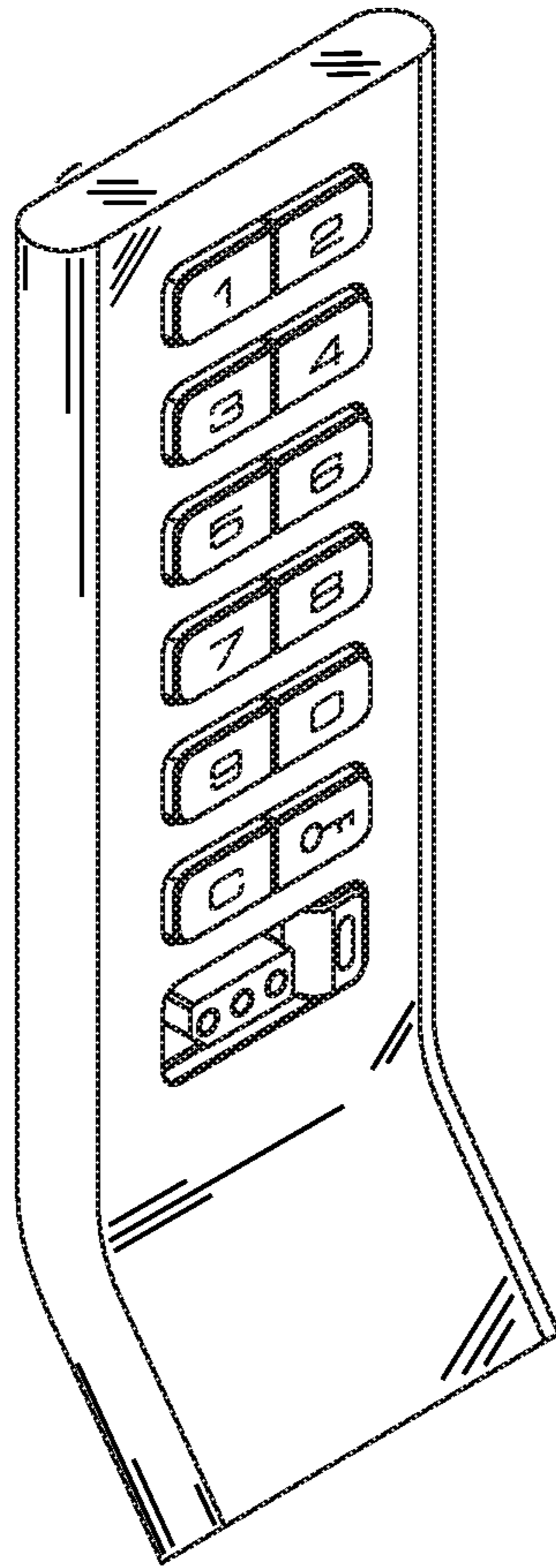


FIG. 8

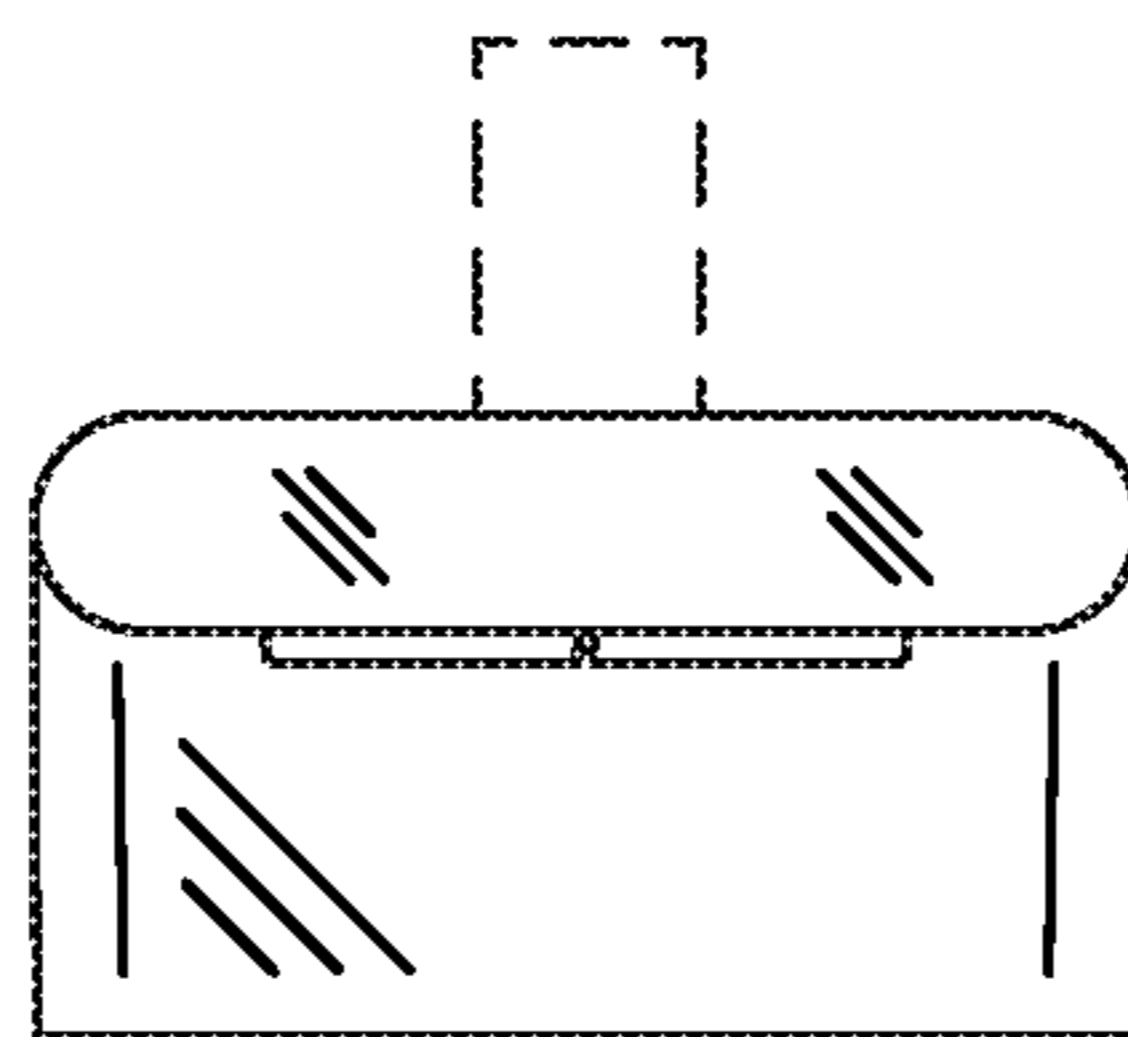


FIG. 9




FIG. 10

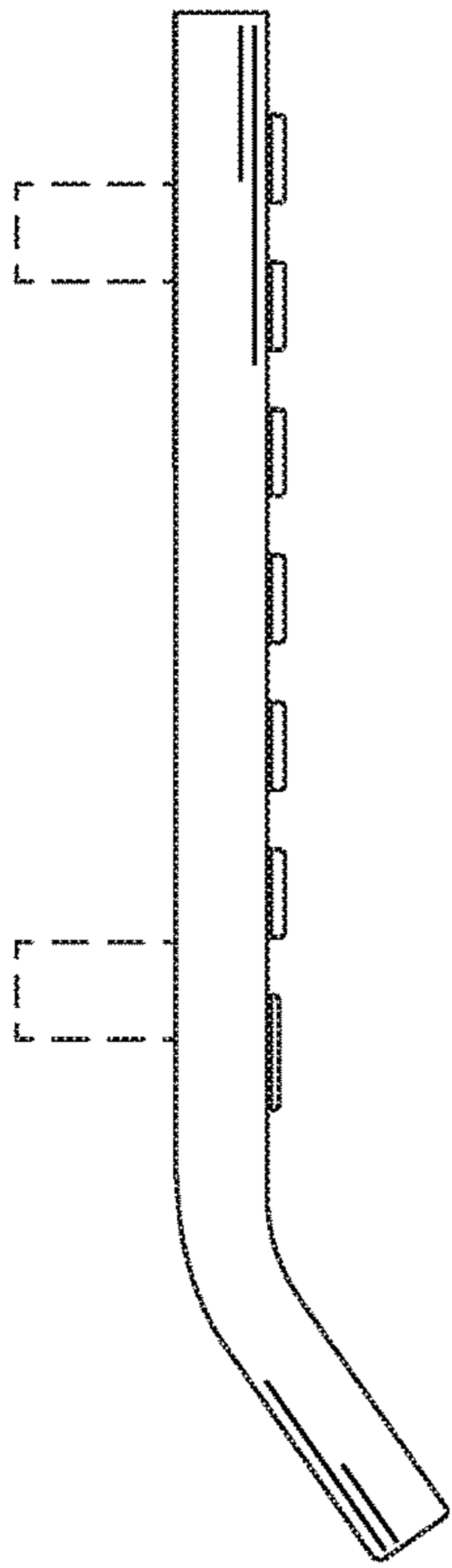


FIG. 11

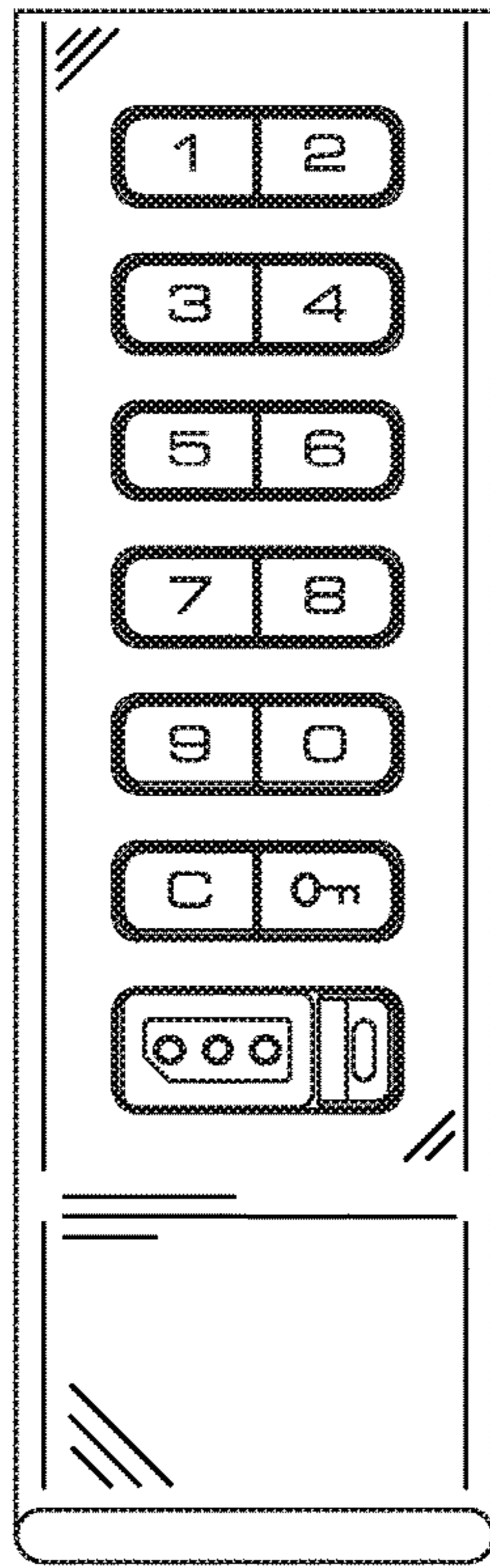


FIG. 12

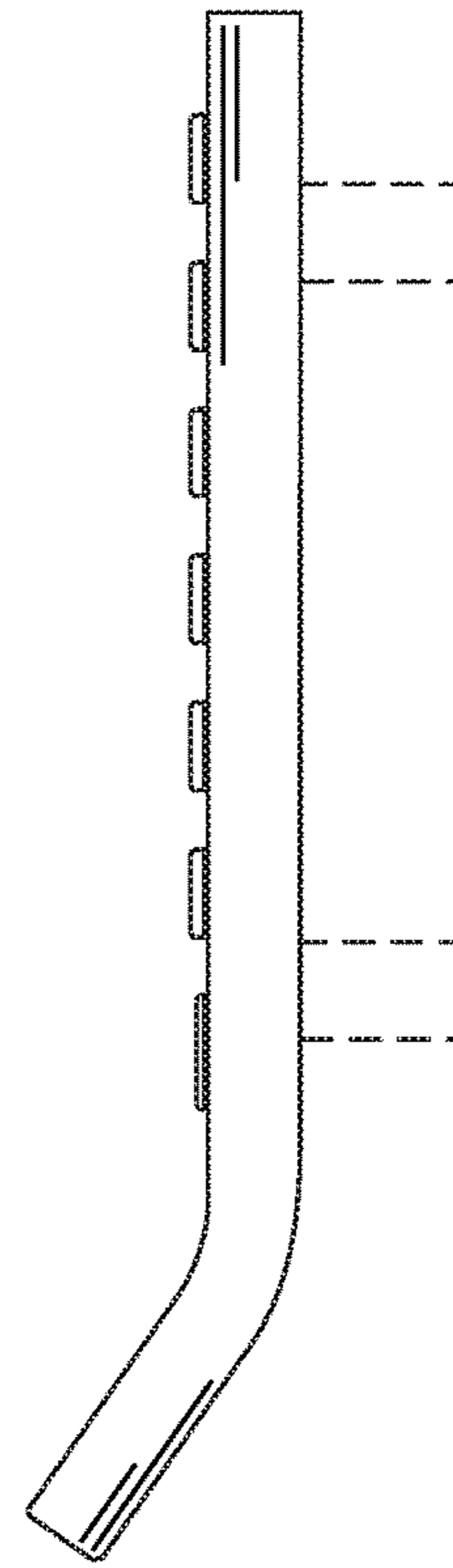


FIG. 13

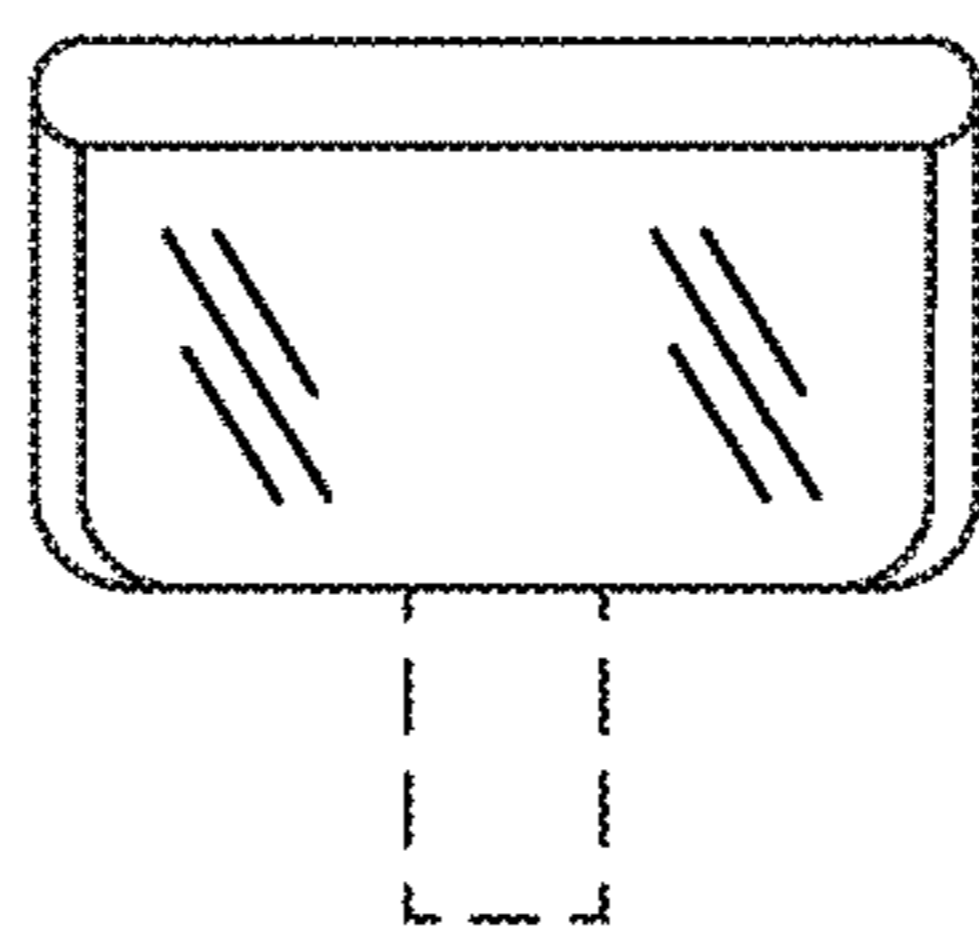


FIG. 14