

US00D863020S

(12) **United States Design Patent**
Frascello

(10) **Patent No.:** **US D863,020 S**

(45) **Date of Patent:** **** Oct. 15, 2019**

(54) **SLIDING AUXILIARY TOOL HANDLE**

(71) Applicant: **Anthony F. Frascello**, Phoenix, AZ
(US)

(72) Inventor: **Anthony F. Frascello**, Phoenix, AZ
(US)

(**) Term: **15 Years**

(21) Appl. No.: **29/539,424**

(22) Filed: **Sep. 14, 2015**

(51) **LOC (12) Cl.** **08-01**

(52) **U.S. Cl.**
USPC **D8/107**

(58) **Field of Classification Search**
USPC D8/1, 10, 14, 88, 89, 107, 303
CPC A01B 1/026; Y10S 16/41; B25G 1/002;
B25G 1/06; B25G 1/102
See application file for complete search history.

(56) **References Cited**

U.S. PATENT DOCUMENTS

- 2,244,585 A * 6/1941 Tweet A01B 1/00
15/143.1
- D677,134 S * 3/2013 Stark D8/10

- D756,729 S * 5/2016 Macyszyn D8/10
- 9,363,949 B2 * 6/2016 Kinoshita A01G 1/125
- 2010/0139047 A1 * 6/2010 Eek A01D 7/00
16/430
- 2010/0320785 A1 * 12/2010 Trott B25G 1/102
294/58
- 2016/0001437 A1 * 1/2016 Frascello B25G 1/06
16/421

* cited by examiner

Primary Examiner — Philip S Hyder

(74) *Attorney, Agent, or Firm* — Michelle L. Gross, P.C.

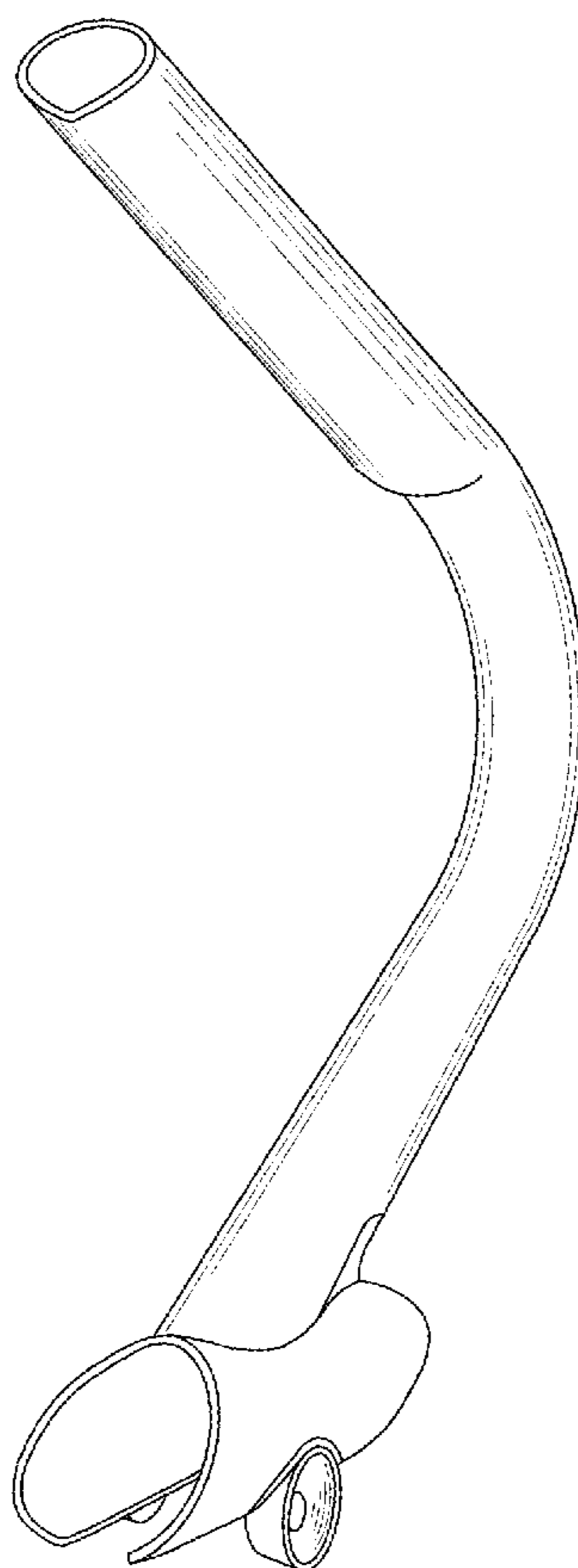
(57) **CLAIM**

The ornamental design for a sliding auxiliary tool handle, as shown and described.

DESCRIPTION

FIG. 1 is a left perspective view of an embodiment of a sliding auxiliary tool handle;
FIG. 2 is a front view thereof;
FIG. 3 is a rear view thereof;
FIG. 4 is a left side view thereof;
FIG. 5 is a right side view thereof;
FIG. 6 is a top view thereof; and,
FIG. 7 is a bottom view thereof.

1 Claim, 7 Drawing Sheets



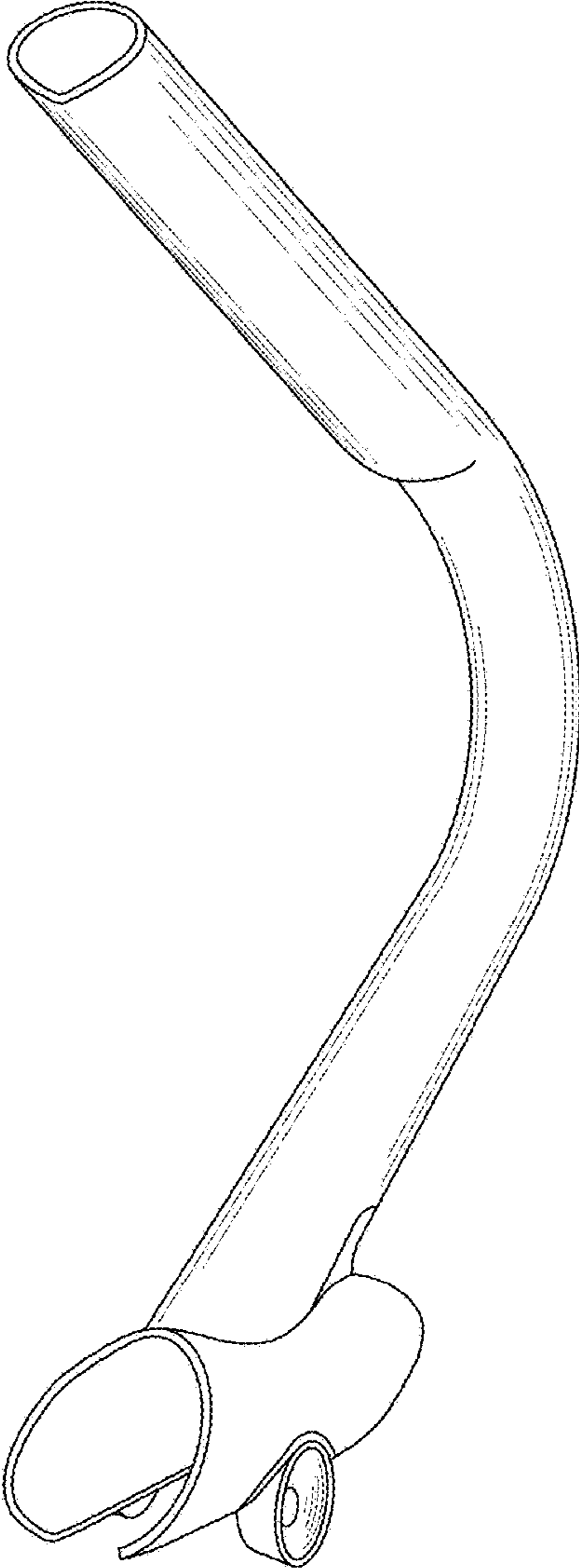


FIG. 1

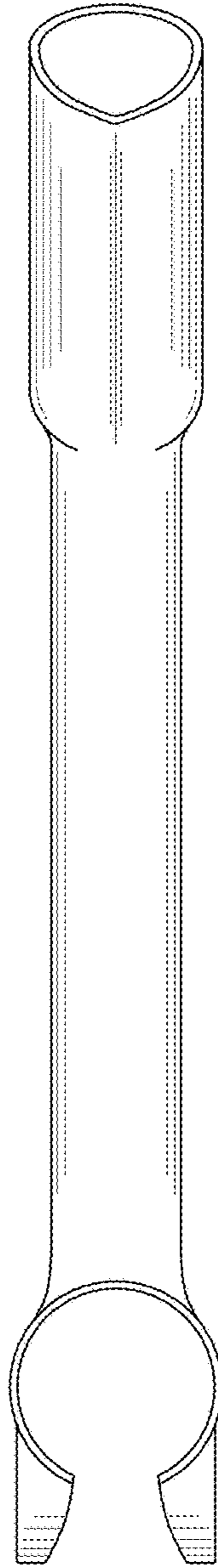


FIG. 2

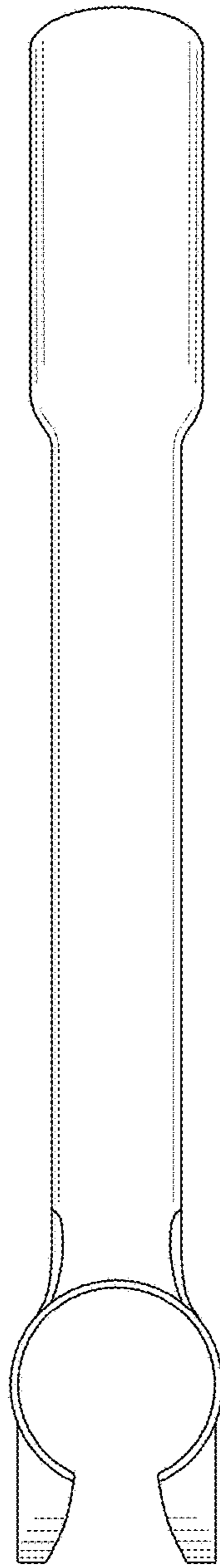


FIG. 3

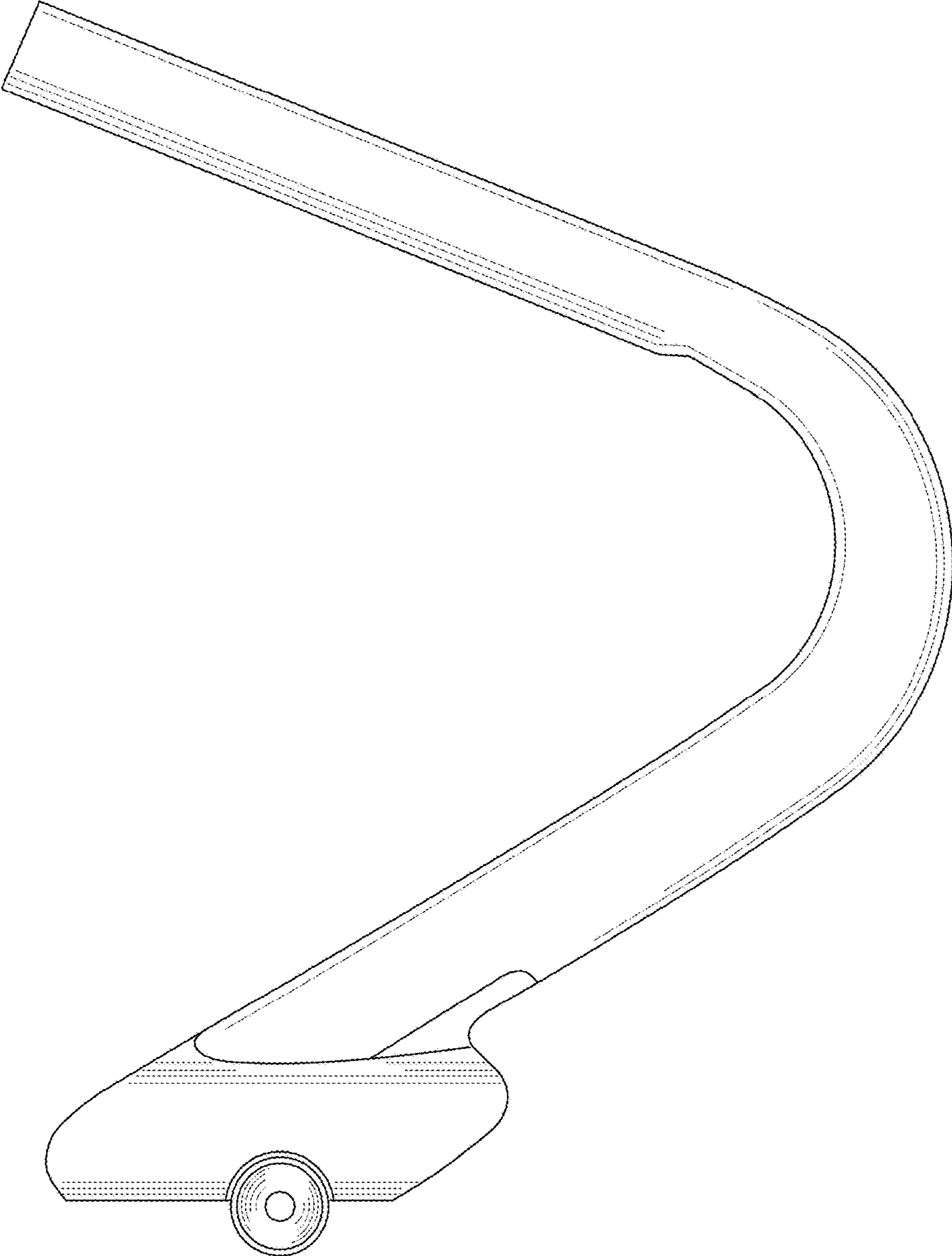


FIG. 4




FIG. 5

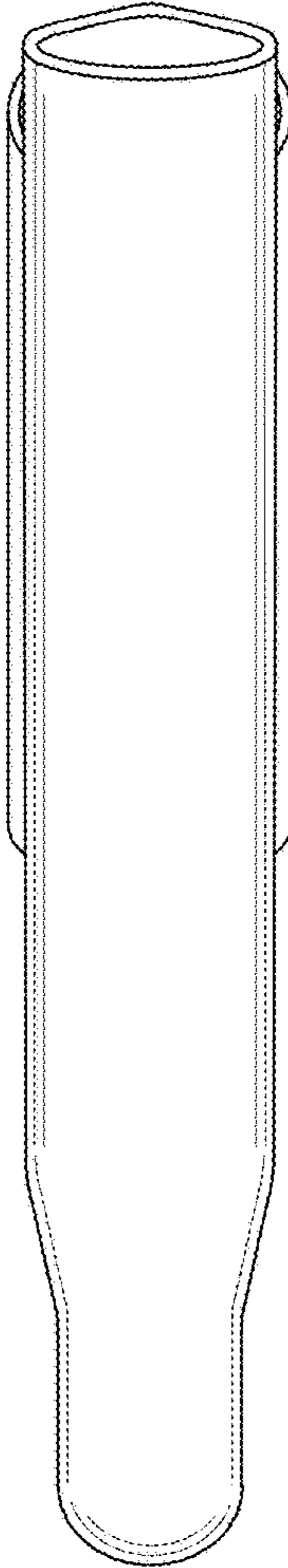


FIG. 6

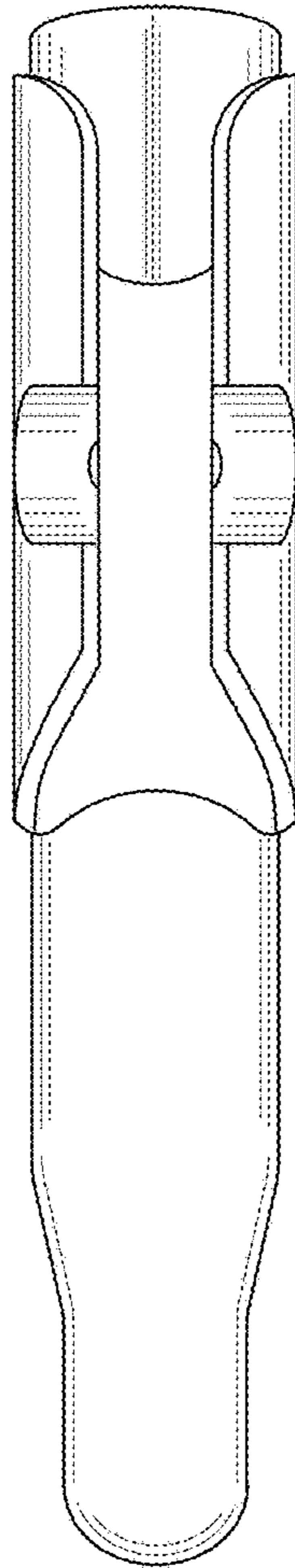


FIG. 7