



US00D863019S

(12) **United States Design Patent**
Chalfant et al.

(10) **Patent No.:** **US D863,019 S**
(45) **Date of Patent:** **** Oct. 15, 2019**

- (54) **FOLDING KNIFE**
- (71) Applicant: **Smith's Consumer Products, Inc.**, Hot Springs, AR (US)
- (72) Inventors: **Louis Chalfant**, Hot Springs, AR (US); **Ricky L. Dukes**, Knoxville, TN (US)
- (73) Assignee: **Smith's Consumer Products, Inc.**, Hot Springs, AR (US)

D776,508 S * 1/2017 Yuhuan D8/99
 D789,763 S * 6/2017 Squiers D8/99
 D795,039 S * 8/2017 Squiers D8/99
 2015/0251324 A1* 9/2015 Tkachenko B26B 1/02
 30/155

(Continued)

Primary Examiner — Phillip S Hyder
 (74) *Attorney, Agent, or Firm* — Richard Blakely
 Glasgow

(**) Term: **15 Years**

(57) **CLAIM**

(21) Appl. No.: **29/646,565**

The ornamental design for a folding knife, as shown.

(22) Filed: **May 4, 2018**

DESCRIPTION

- (51) **LOC (12) Cl.** **08-03**
- (52) **U.S. Cl.**
USPC **D8/99**
- (58) **Field of Classification Search**
USPC D8/98, 99, 100, 105, 107; D22/118
CPC B26B 5/001; B26B 5/003; B26B 11/00;
B26B 1/08; B26B 1/02; B26B 1/10;
B26B 1/04
See application file for complete search history.

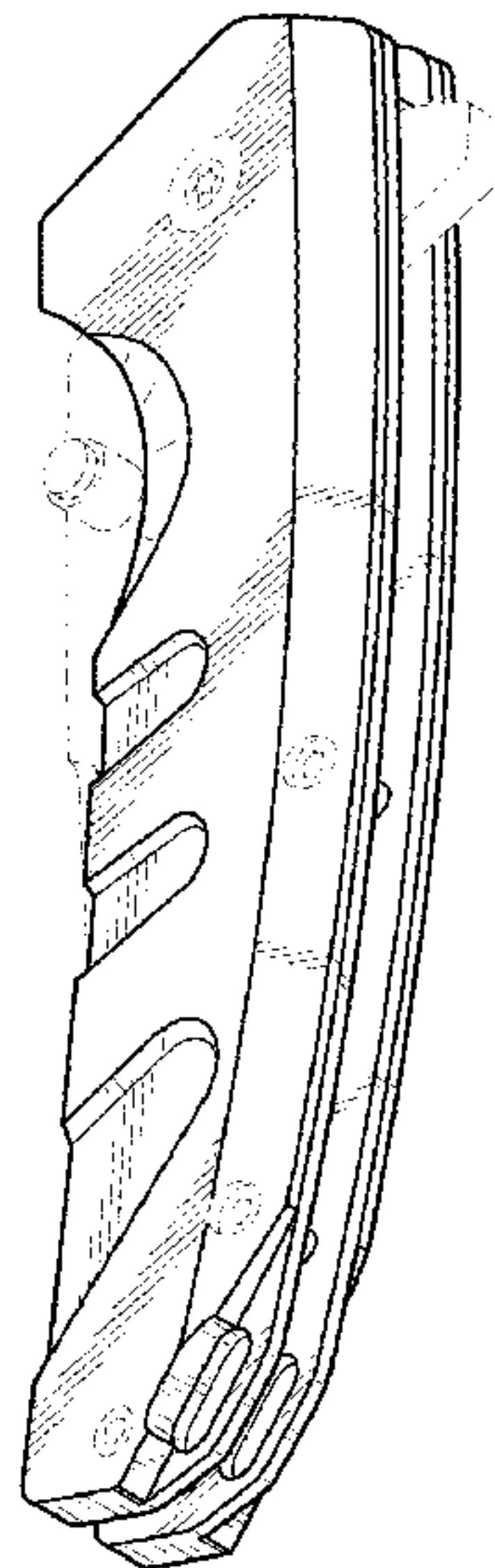
FIG. 1 is a top perspective view of an embodiment of the present invention with the folding knife in the closed position.
 FIG. 2 is a left side view of an embodiment of the present invention with the folding knife in the closed position.
 FIG. 3 is a top view of an embodiment of the present invention with the folding knife in the closed position.
 FIG. 4 is a right side view of an embodiment of the present invention with the folding knife in the closed position.
 FIG. 5 is a bottom view of an embodiment of the present invention with the folding knife in the closed position.
 FIG. 6 is a rear view of an embodiment of the present invention with the folding knife in the closed position.
 FIG. 7 is a front view of an embodiment of the present invention with the folding knife in the closed position; and, FIG. 8 is top perspective view of an embodiment of the present invention with the folding knife in the open position.
 The broken lines shown in the drawings indicate structure and features which form no part of the claimed design.
 The invention pertains to an ornamental design for an article of manufacture, which can be scaled to different sizes.

(56) **References Cited**

U.S. PATENT DOCUMENTS

- D408,706 S * 4/1999 Elishewitz D8/99
- D422,478 S * 4/2000 Elishewitz D8/99
- D428,789 S * 8/2000 McHenry D8/99
- D447,925 S * 9/2001 Osborne D7/393
- D496,575 S * 9/2004 Carter, III D8/99
- D497,531 S * 10/2004 Carter, III D8/99
- D513,958 S * 1/2006 Ray D8/99
- D614,933 S * 5/2010 Freeman D8/107
- D696,920 S * 1/2014 Cagampang D8/99
- D703,510 S * 4/2014 Hyma D8/99
- D768,456 S * 10/2016 Cheng D8/99
- D768,458 S * 10/2016 Mingyi D8/99
- D769,692 S * 10/2016 Squiers D8/99

1 Claim, 4 Drawing Sheets



(56)

References Cited

U.S. PATENT DOCUMENTS

2015/0343650 A1 * 12/2015 Valdez B26B 1/02
30/159

* cited by examiner

FIG. 1

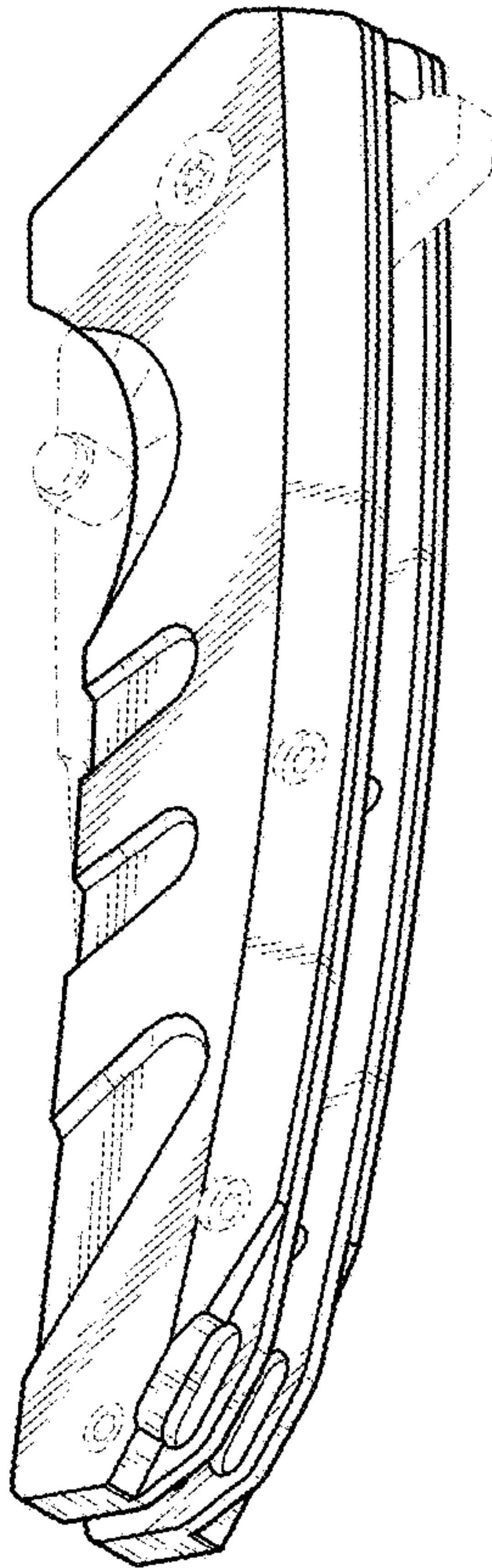


FIG. 2

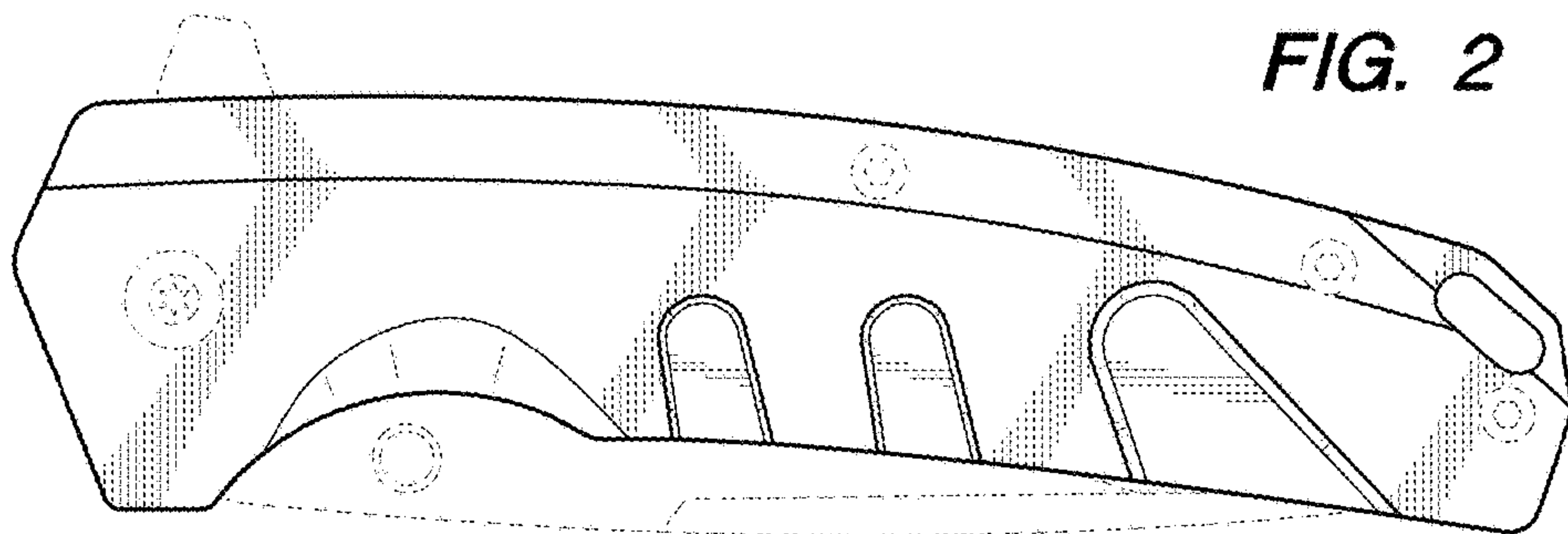


FIG. 3

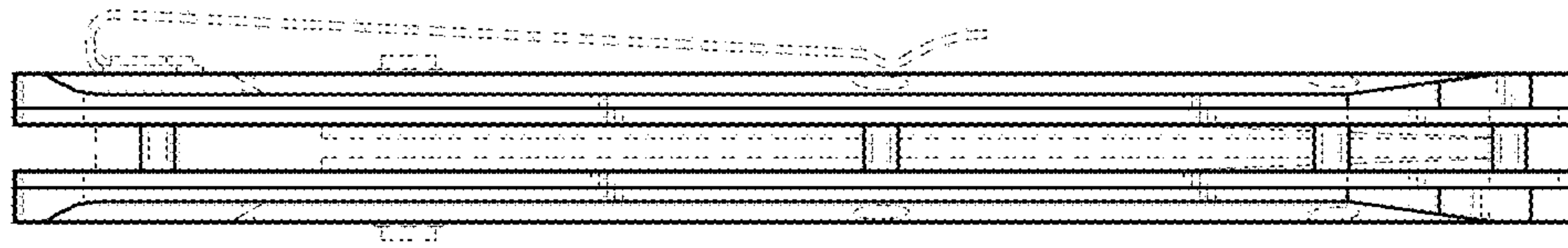


FIG. 4

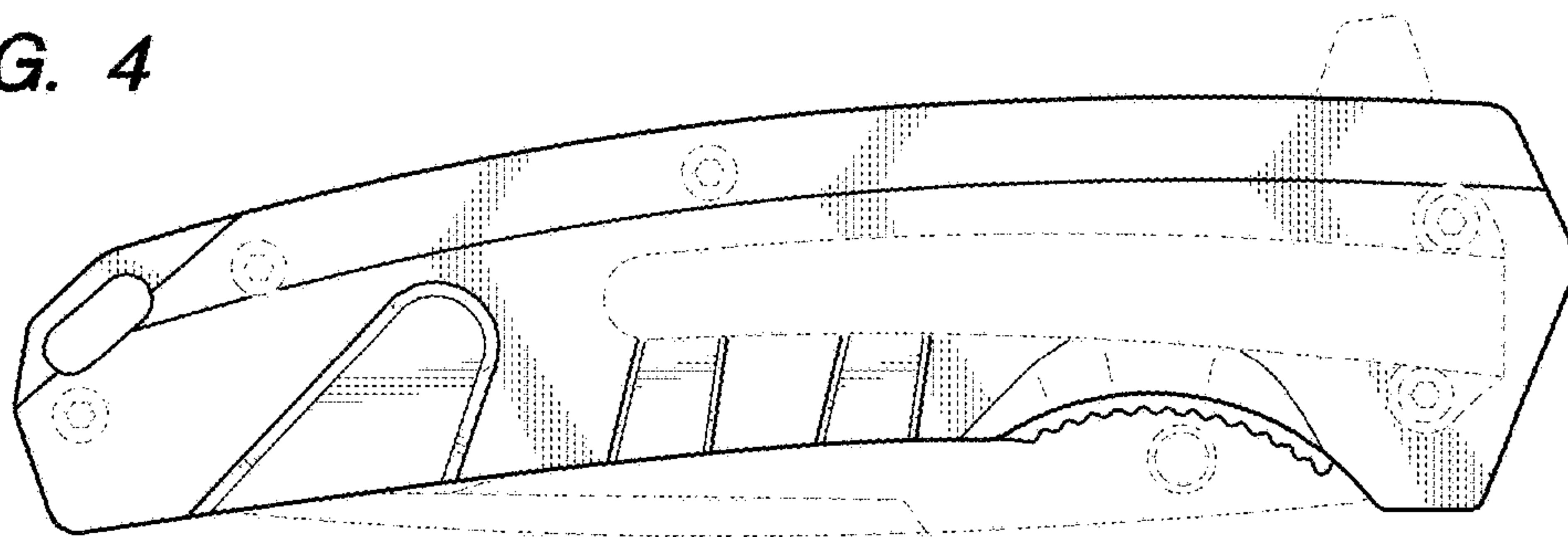


FIG. 5

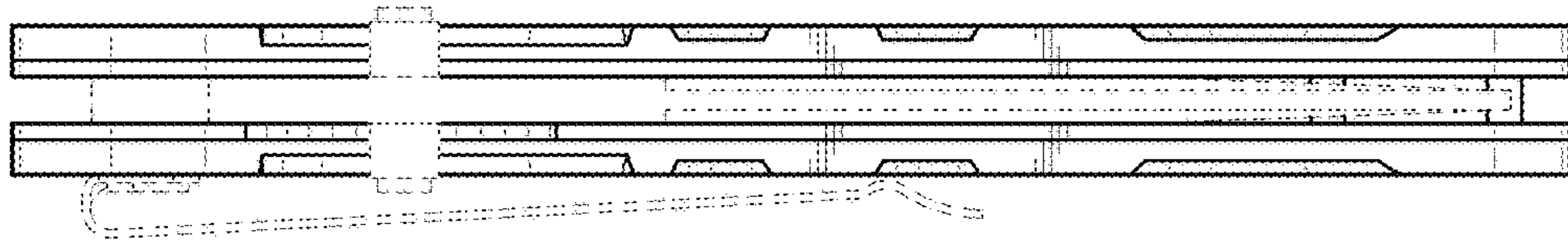


FIG. 6

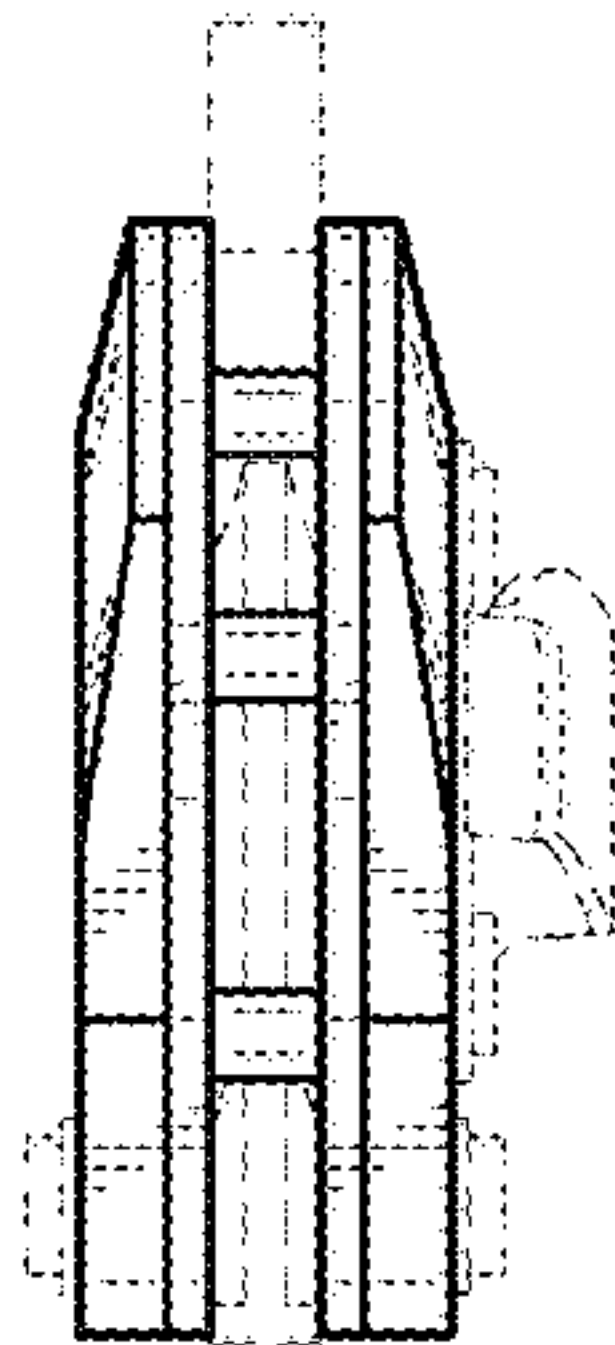


FIG. 7

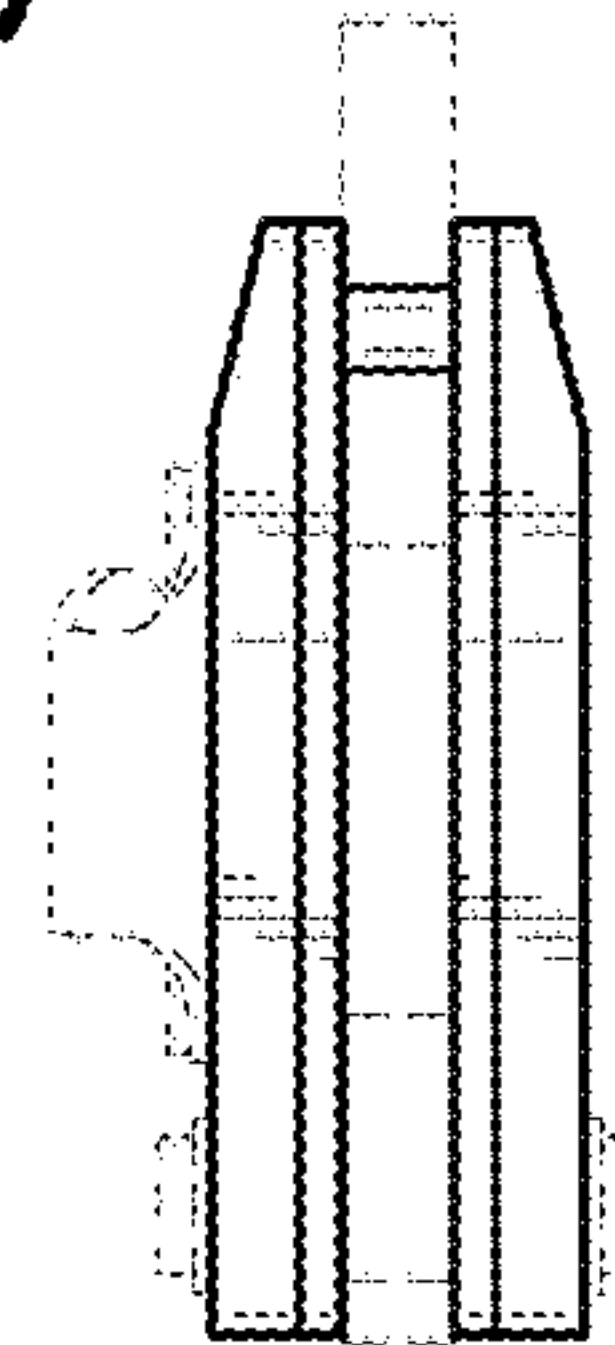


FIG. 8

